



23 October 2015



SENT TO LSU AGCENTER/LOUISIANA FOREST PRODUCTS DEVELOPMENT CENTER - FOREST SECTOR / FORESTY PRODUCTS INTEREST GROUP

The monthly missive from our friend and colleague Al Schuler.....

To all:

This report is similar to last one - I added a few slides, updated some, etc. Housing is getting better, but, we have a long way to go. Lots of issues remain - the job market remains a problem; real income growth is non existent; world economy is slowing; the Fed doesn't know what to do; the strong dollar is hurting exports;..... I remain disappointed with the political situation - we are spending hundreds of million of dollars over a two year period to elect someone to lead the country for the next four years. Ridiculous!!!! Canada recently elected a new Prime Minister with just 45 days of debates, campaign, etc. We have a dysfunctional Congress at a time when we need real leadership. Housing (and wood products) are going to have a tough time in this type of environment. Multi family continues to gain strength as home ownership loses appeal with many younger people. 1st time buyers are having a tough time entering the market as short supply drives up prices. Challenging times for wood product companies - fortunately, they appear to have better decision making capabilities than the politicians.

Al

Richard P. Vlosky, Ph.D.

Director, Louisiana Forest Products Development Center

Crosby Land & Resources Endowed Professor of Forest Sector Business Development

Room 227, School of Renewable Natural Resources

Louisiana State University, Baton Rouge, LA 70803

Phone (office): (225) 578-4527; Fax: (225) 578-4251; Mobile Phone: (225) 223-1931

Web Site: www.LFPDC.lsu.edu



President-Elect, Forest Products Society; President-Elect, WoodEMA i.a.



Housing comments – October, 2015

- *September totals were up 6.5% (to 1.206 million, annual rate) from revised Aug numbers - **increase due entirely to 17% increase in MF.** Housing getting better – up 16%, annual basis, with SF up 12% and MF up 29%, but still “not normal”*
- Multi family still the driver – rental prices still increasing – single family sales remain weak and this has big impact on wood product prices. This trend will continue for some time as “1st time buyers’ remain on sidelines as Weak supply driving up prices for 1st time buyers
- Economic issues - slowing world economy(China GDP slowest in past 6 years). China slowdown plus currency devaluation will drive commodity prices lower, and rekindle deflation concerns around the world.
- **Increasing geopolitical risk and continued domestic/Washington gridlock - causes uncertainty which leads to less investment which leads to slower productivity growth, and ultimately slower GDP growth and lower standard of living!!!!**
- Job market is improving , albeit slowly, and wage gains remain weak, and, the real unemployment rate remains high at 10.3%. This equates to about 16 million people who are either unemployed, stopped looking, or working part time because they can’t find full time jobs. This “slack” in the job market will keep wage gains modest for some time.
- **Income growth in U.S. remains pathetic – latest Census report shows real incomes fell again in 2014. This suggests to me that housing will remain sub par for some time – many 1st time buyers just can’t enter the market.**
- World GDP growth outlook is shaky at best – main problem today is the slowdown in China which has been the major economic engine over the past 5 – 6 years. European growth is expected to be relatively weak while back here in USA, growth will probably remain below par (<3%) for some time.

- QE/quantitative easing, etc. has probably kept us from economic catastrophe, but it has not been able to jump start the economy. Despite “zero interest rates” for the past 7 years, we have no serious inflation issues. What we have, instead, are asset bubbles caused by “cheap money” chasing higher returns. And, we all know how asset Bubbles end.
- . A potentially more serious problem with QE, etc. is that the FED and other central banks don't have many “arrows left in their quivers” to deal with the next downturn (which is inevitable).
- . Fed decision(September 17) to keep rates steady based on “slowing global growth and financial market volatility”. This is a new one for me – I thought the Fed's role was inflation/currency stability, and maybe jobs here in USA. Now the “global Fed” is concerned with “global growth”. Sounds like they are just unsure what is happening – status of the economy – and decided to “punt” (another word for “procrocastinate”) and look for more signs of economic health here in USA. They did say housing is not supporting this economic recovery - “duh” – I think we already knew that???
- . All this to say that we can look forward to interesting times ahead – housing and wood products will continue to face challenging times, and continuing uncertainty will negatively impact investment decisions. Businesses won't invest, add jobs, etc., when uncertainty is so apparent . Leadership is sadly lacking, not just here in U.S. but, Europe and elsewhere. The Fed and other central banks are uncertain re: what to do. And, to be fair, fixing the economy isn't their main job. What we really need is for our politicians/leaders to make the gutsy decisions, and they disappoint us again and again. If you want to see 1st hand how scary things can get, just listen to the latest political debates here in the USA. Little substance on solutions, but lots of BS!!! Trust is big issue with today's voters. – I wonder why??????????? God help us!!!

*Main problem with U.S. economy is weak demand
And Low interest rates are not the answer*

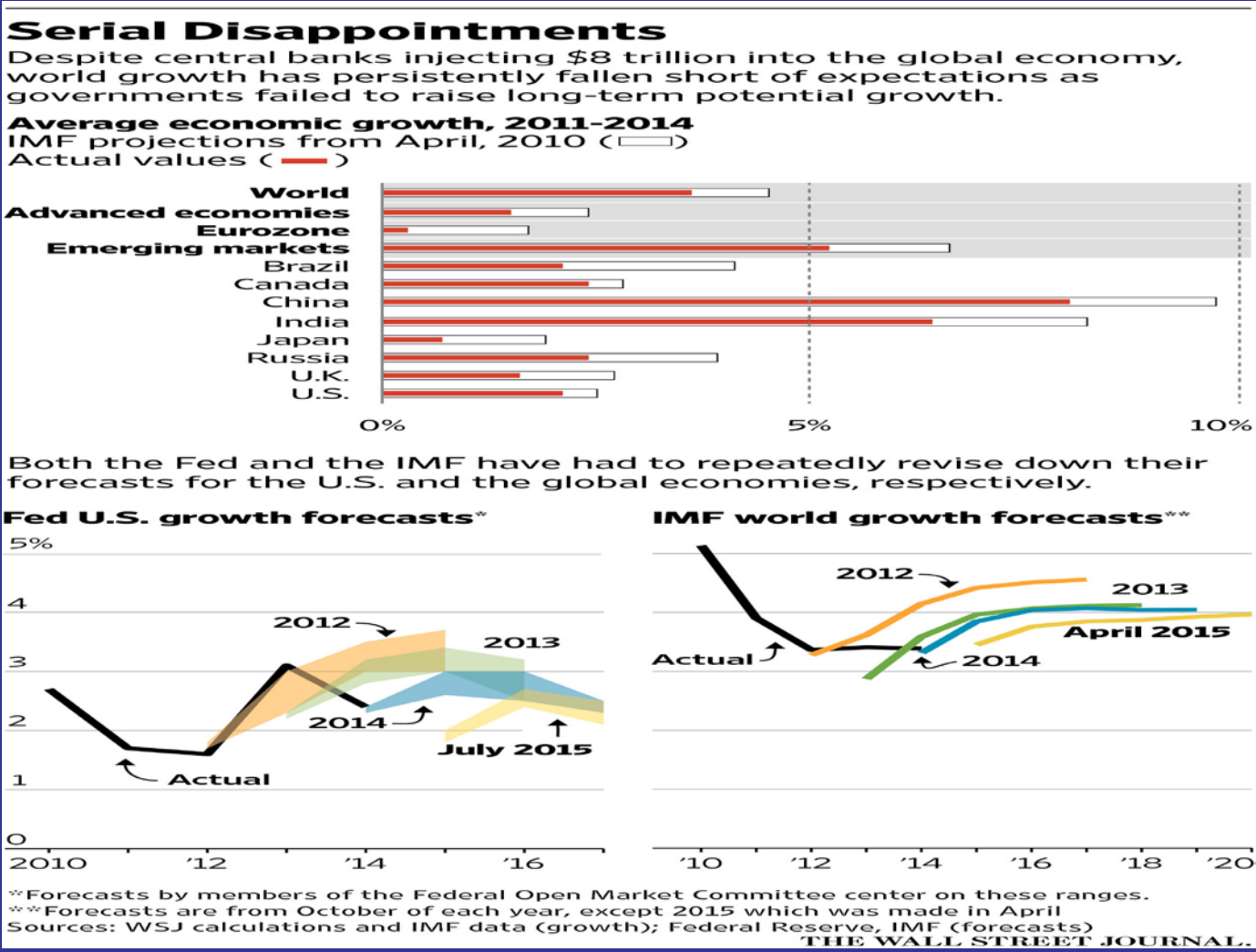
similar

Issues world wide – see next slide for more analysis

Fed doesn't know what to do – current crop of politicians
Disappointing – hopefully, someone will emerge from the
Political debates with credible ideas and the ability to
Communicate a strategy for addressing serious problems
Facing our country. Otherwise, we're in for extended period of
Weak Economic growth, and that means weak housing, job
creation, lower standard of living, and sad sack wood prices.

Our political leaders (world wide basis) could learn something
From Pope Francis – he “walks the walk” – no BS (maybe a
Little) – not afraid to “ruffle some feathers” – reelection isn't his
goal in life – he wants a better world for everybody – can't
Argue with that even if you disagree with some of his ideas .

“Cheap money alone can’t fix the world’s economy” – India’s Central Bank Governor – “economies need to be more innovative, productive, and competitive”.
My opinion – gutsy leadership missing here in USA, Europe, Canada, and rest of Developed world!!!! Current polls here in US and elsewhere indicate many voters Are disgusted with current crop of politicians, and for good reason.



Rental demand versus single family housing ---

There are growing indications that rental demand may continue to increase for some time – a recent study by the Urban Institute suggests it may continue for another decade or two

(<http://www.wsj.com/articles/new-housing-crisis-looms-as-fewer-renters-can-afford-to-own-1433698639>)

Why - - demographics; growing minority population; student debt; weak income growth; E.g., Minorities (nonwhite) will make up 75% of net household growth over the next 10 years, and 85% during 2020- 2030 (see next slide). They are less likely to own homes (lower incomes is main reason) so home ownership continues to fall toward 60% by 2030. During this time, rental demand will increase dramatically. Although this is just one study, it provides food for thought. One potential question with the study, however, is other studies show that although immigrants, for example, rent initially, but, over time they purchase homes at a rate equal to or higher than native born Americans. Why – people come to the U.S. to improve quality of life, and for most, this means homeownership. This suggests that the U.S. has to find solutions to immigration issues like “illegal immigrants” while encouraging legal immigration. This country was founded by immigrants seeking a better life, and they are key to our future. **And, incomes for all Minorities has to improve if home ownership is to return to “good old days”**

(http://www.engineeredwood.org/Data/sites/3/documents/EngWoodJournal/EWJ_Spring2010.pdf)

Anyway, this has potential implications for home ownership; single family construction; and demand for wood products – lots of variables and scenarios.

Key findings and numbers from recent Urban Institute study On Home Ownership (<http://www.wsj.com/articles/new-housing-crisis-looms-as-fewer-renters-can-afford-to-own-1433698639>)

Key findings(Laurie Goodman, et.al.)

- (1) For next 15 years, new renters will outpace new homeowners
- (2) Headship rate, (rate at which people create new households) is declining
- (3) Majority of new households (HH) formed between 2010 – 2030 will be nonwhite
- 43% Hispanic and only 18% white
- (4) Majority of new homeowners will be nonwhite
- (5) Number of senior HH to expand dramatically from 2010 – 2030

Key numbers (Laurie Goodman, et.al.)

- (1) Between 2010 – 2030, there will be 22 million new HH – 13 million will rent and 9 million (4 million fewer) will buy
- (2) By 2030, the homeownership rate will drop from 65.1 % to 61.3%
- (3) Of the 11.6 million net new HH formed between 2010 – 2020, 77% will be nonwhite and 88% of new HH will be nonwhite.

My “two cents worth”

- (1) Minorities salary is considerably less
- (2) They are less able to purchase homes
- (3) We need to deal with this issue if housing is to get back on track
- (4) We better start building more rental units or rent prices will become too high for many people – already, high rents prevent potential home buyers from saving enough for a down payment for a house

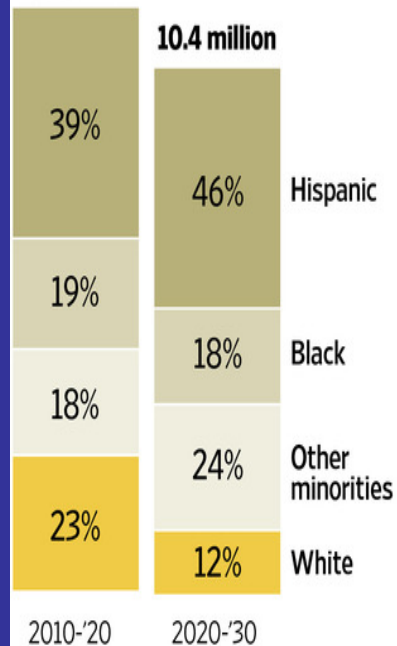
Urban Institute study – demographics, growing minority population, weak income growth, and student debt combine to drive homeownership lower!! That means fewer single family starts and stronger rental demand - - - A trend that could last for another two decades according to the Urban Institute

Home Builders

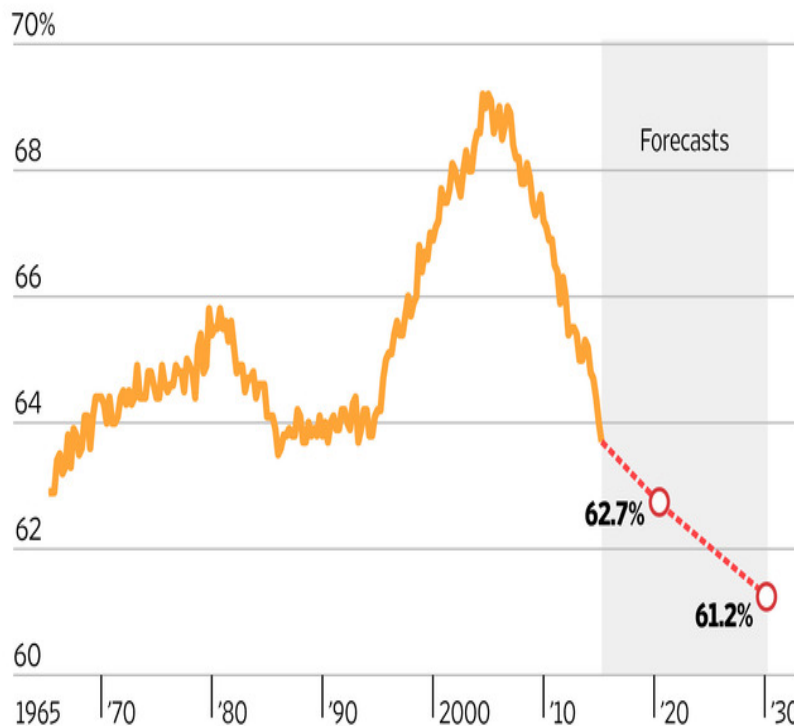
Minorities, who will account for more household-formation growth...

Net new households

11.6 million households

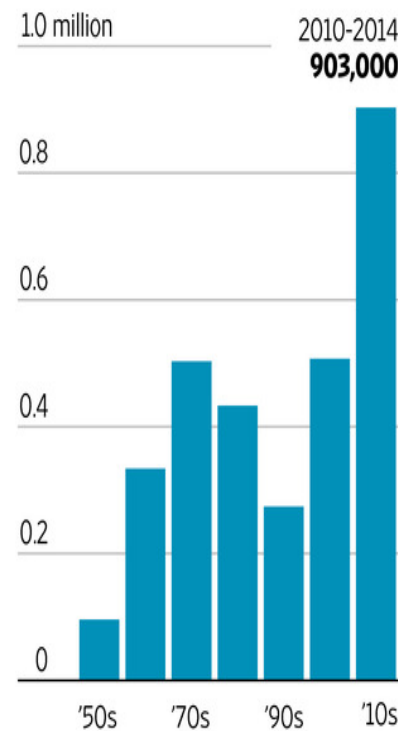


...are less likely to own homes, which will drag down the U.S. homeownership rate...



...as rental growth surges.

Average annual net growth in renter households



Sources: Urban Institute (household formation, homeownership rate forecasts); Commerce Department (homeownership rate); Harvard Joint Center for Housing Studies (renting households)

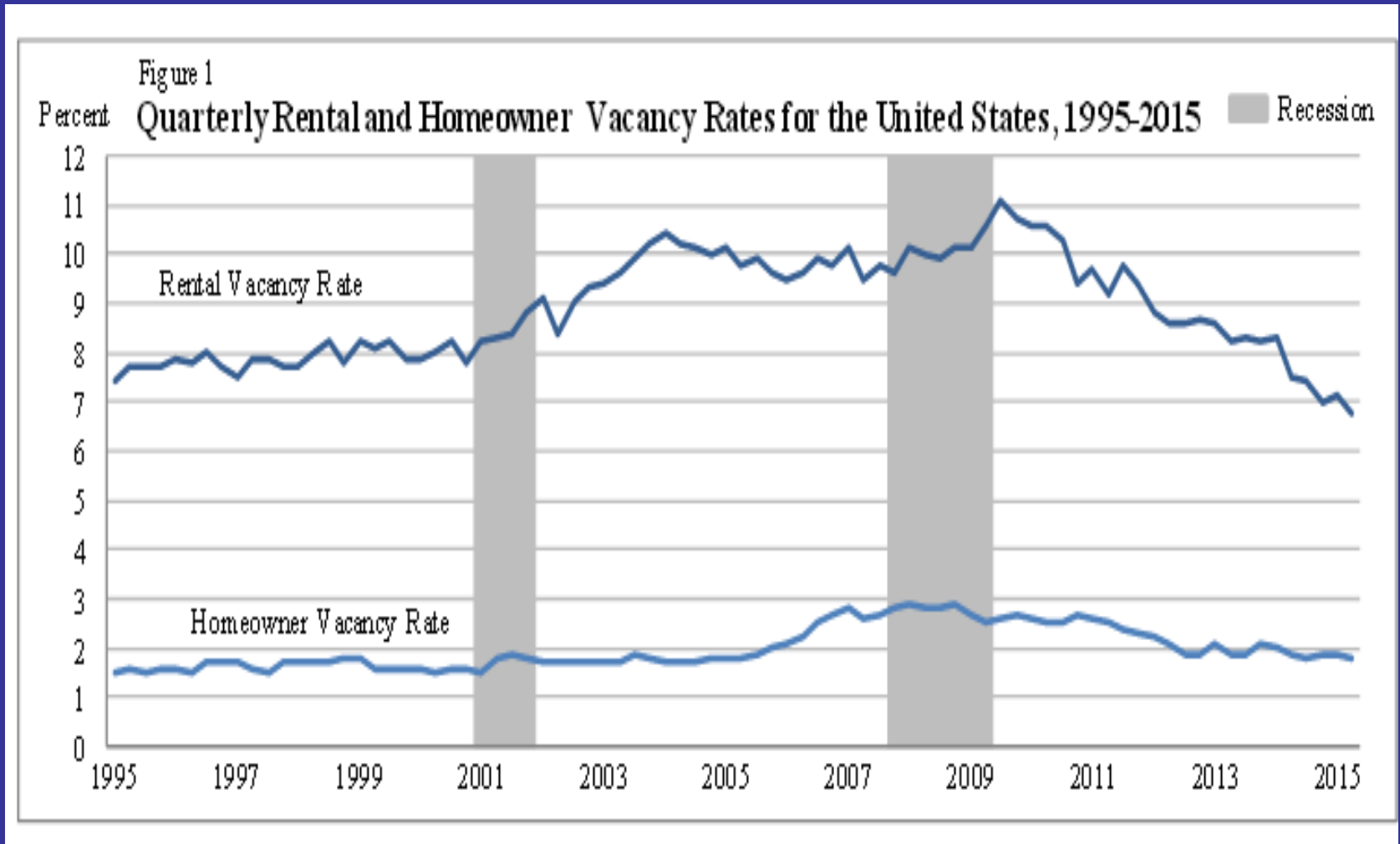
THE WALL STREET JOURNAL.

Source: (<http://www.wsj.com/articles/new-housing-crisis-looms-as-fewer-renters-can-afford-to-own-1433698639>)

Rental vacancy rates lowest in 20 years

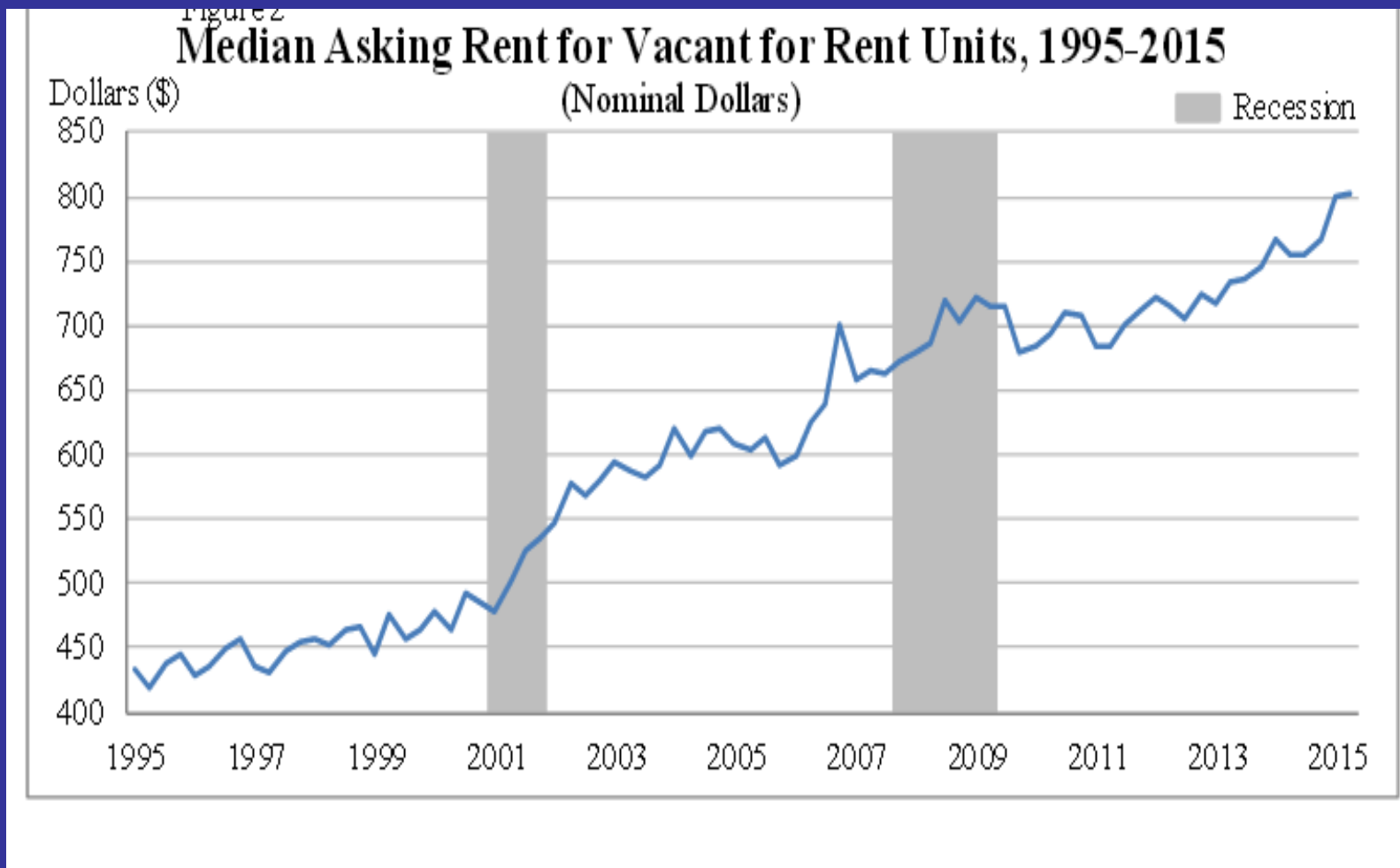
Falling rental vacancy rates will drive rental prices higher

And this will drive multi family construction – Economics 101



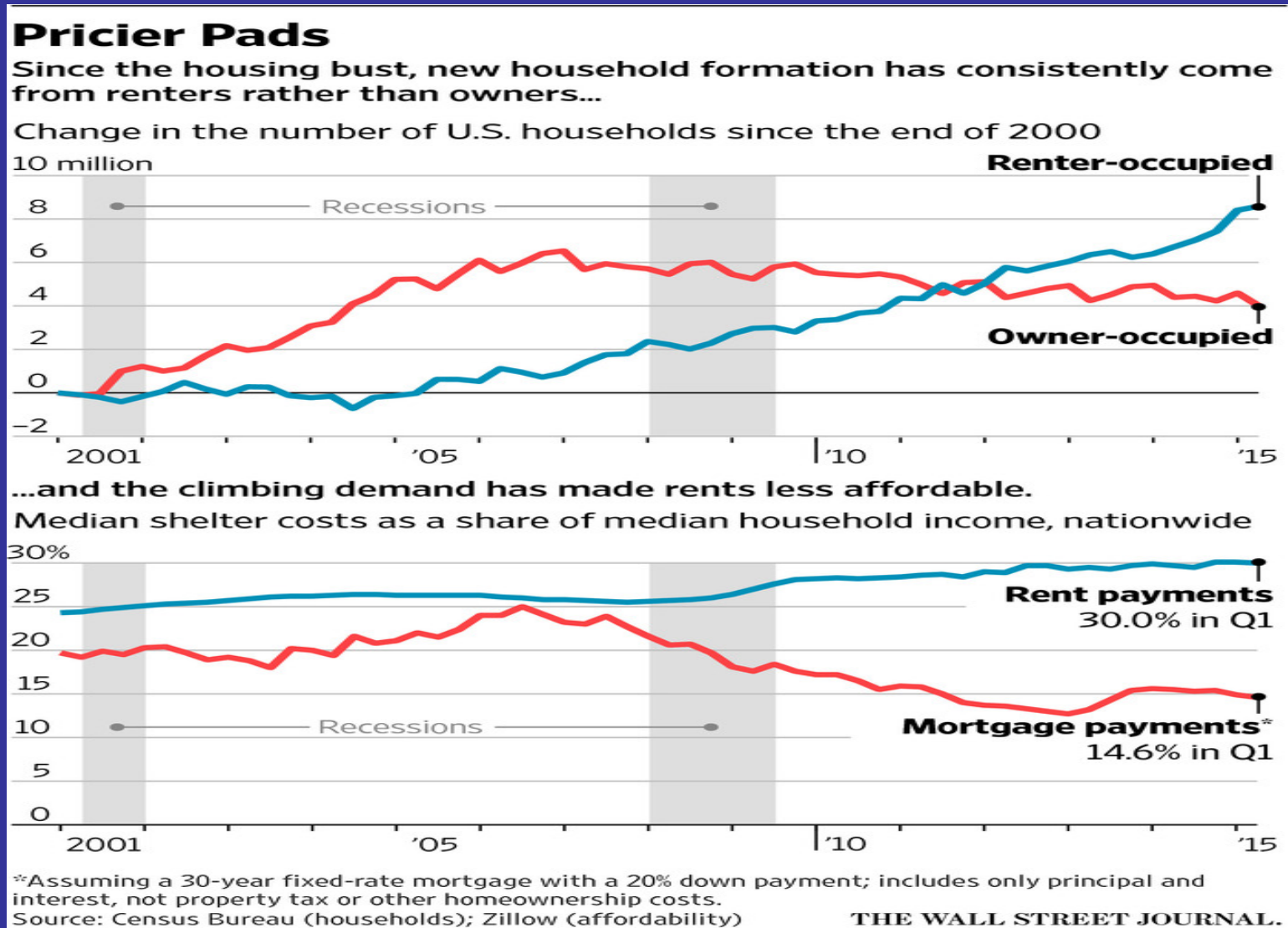
Increasing rents will slow housing starts - -

makes it more difficult for renters to save for down payment for house purchase



Source: Census : (<http://www.census.gov/housing/hvs/files/qtr115/currenthvspress.pdf>)

Household formations are up, but most are renting, and , in the past decade, Rent payments exceeded mortgage payments – but, most can't get a mortgage Due to poor credit or can't save enough for a down payment – vicious circle

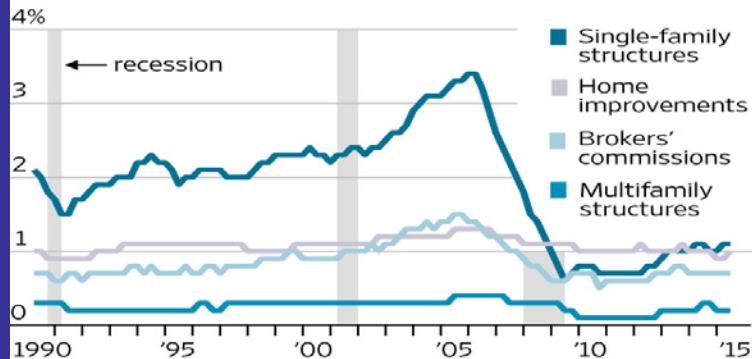


Residential construction not adding much to economic growth this time –
 Multi family much stronger while more important single family remains
 at 1990 levels – most analysts don't expect any shift soon as entry level buyers remain
 On the sidelines; growing preference fro urban living; high debt loads for young people;
 Unfavorable demographics; weak income growth;

Changing Landscape

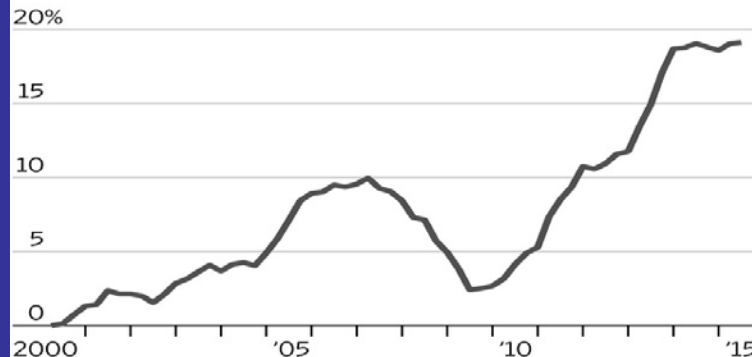
Single-family home building is providing less of a boost to the economy as construction is down, even as sales of existing homes rebound...

Components of residential investment as a share of GDP

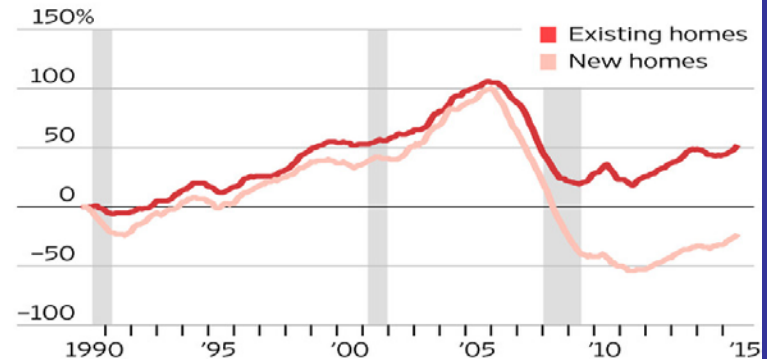


...and the industry has focused on building larger single-family homes and many more apartments amid soaring demand for rentals.

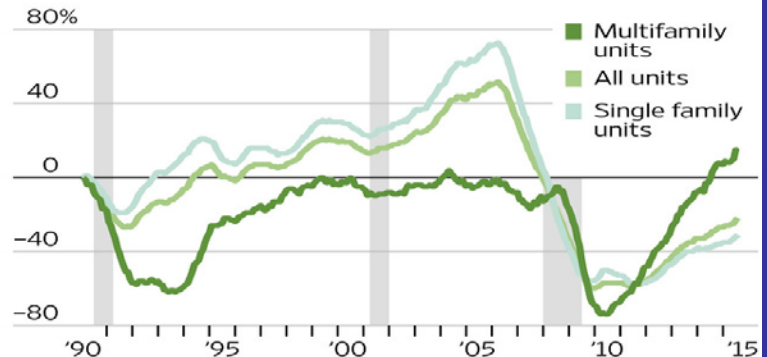
Change in median square footage of new homes under construction since 2000, four-quarter moving average



Change in the 12-month moving average of homes sold since 1989



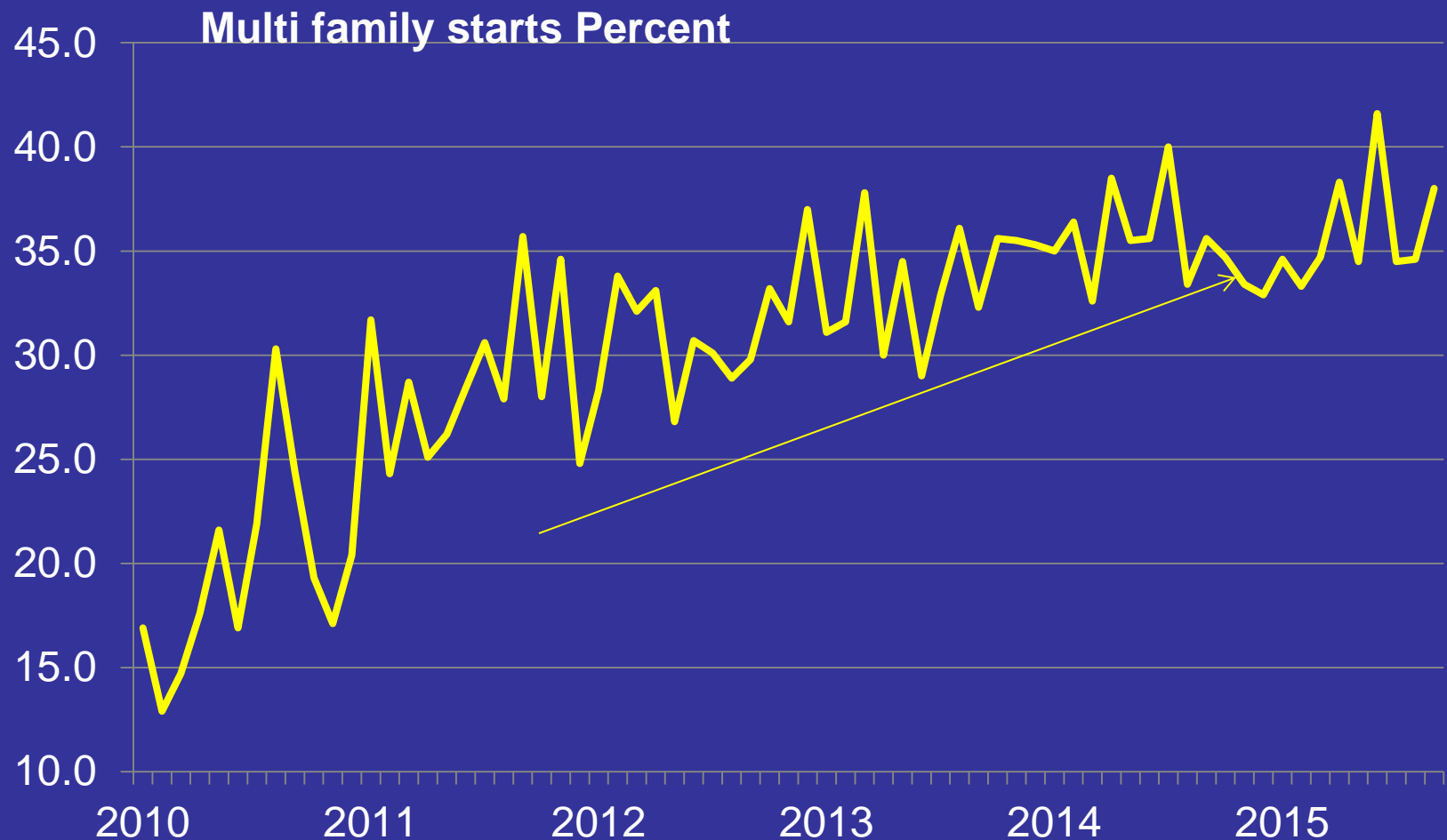
Change in housing units constructed since 1989, by type



Sources: Commerce Dept. (residential investment, square footage); Labor Dept. (homes sold, housing constructed)

THE WALL STREET JOURNAL.

Multi family share of housing starts – upward trend expected to continue for Some time. Also, since the housing crash in 2008, **Single family rentals** have now reached 13% of overall housing stock, up from 9% in 2005 (<http://blogs.wsj.com/economics/2015/07/20/signs-of-overheating-in-the-single-family-rental-market/>)



Source: Census

Higher prices don't necessarily mean the Market is good which is what economic theory would suggest.

Housing inventory – short supply is driving up prices! – In addition, builders are Building bigger houses to accommodate “well healed customers” which is driving new home prices higher. Existing home sales reflect similar trends.

One more issue impacting housing – with starts remaining weak, we will See a continuing shortage of inventory, and that means higher prices. Many Builders just don't see enough traffic supporting an increase in starts. Also, many smaller builders are having trouble getting financing. In the Resale market, many people can't list their homes due to foreclosure issues, Underwater mortgages, Job problems, credit issues – i.e., can't qualify for a new mortgage)

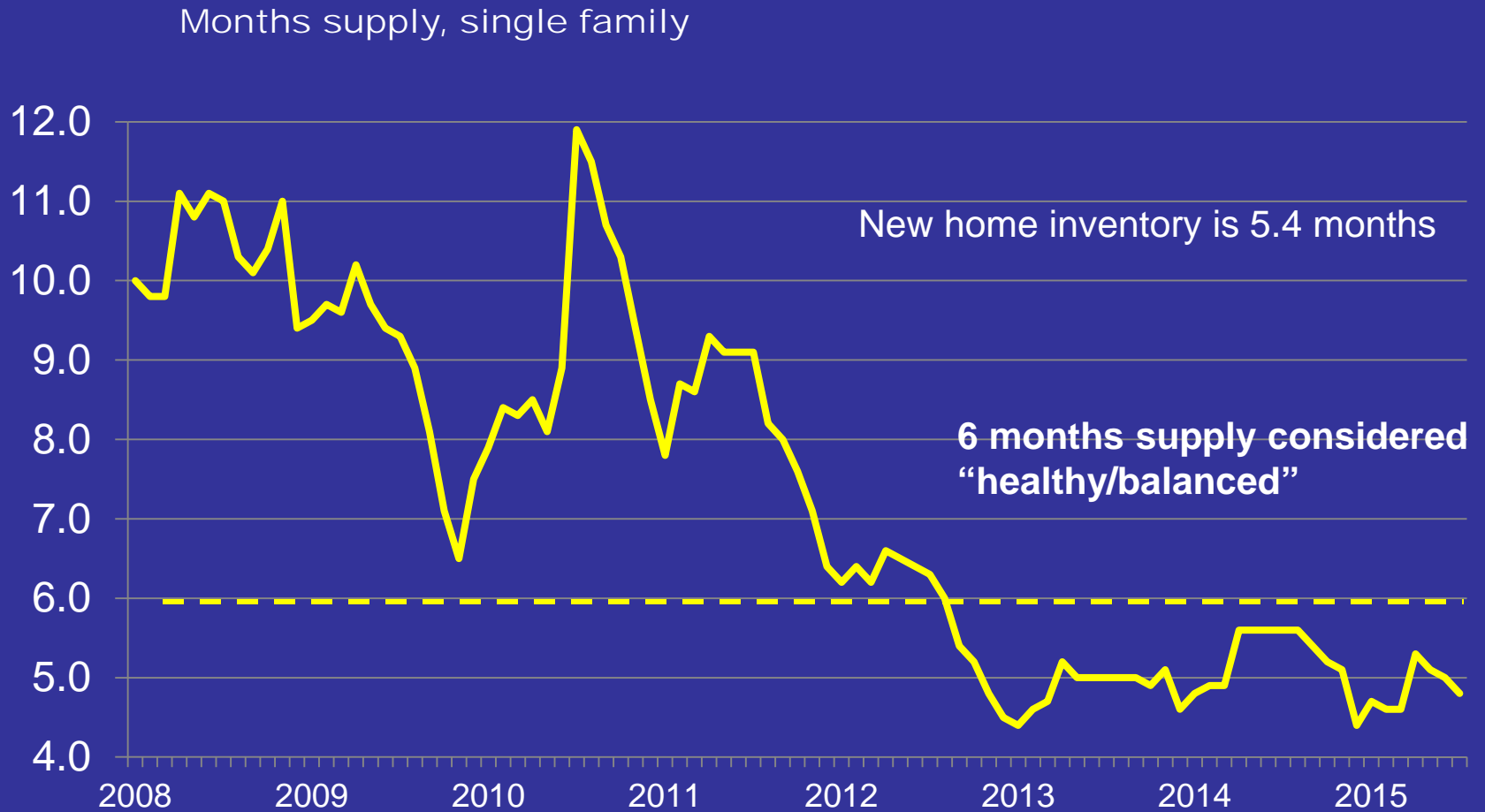
(<http://www.wsj.com/articles/bidding-wars-return-to-home-market-1437350840>)

Current inventory is 4.6 months for new homes and 4.8 months for existing homes – six months supply is considered a ‘healthy market’

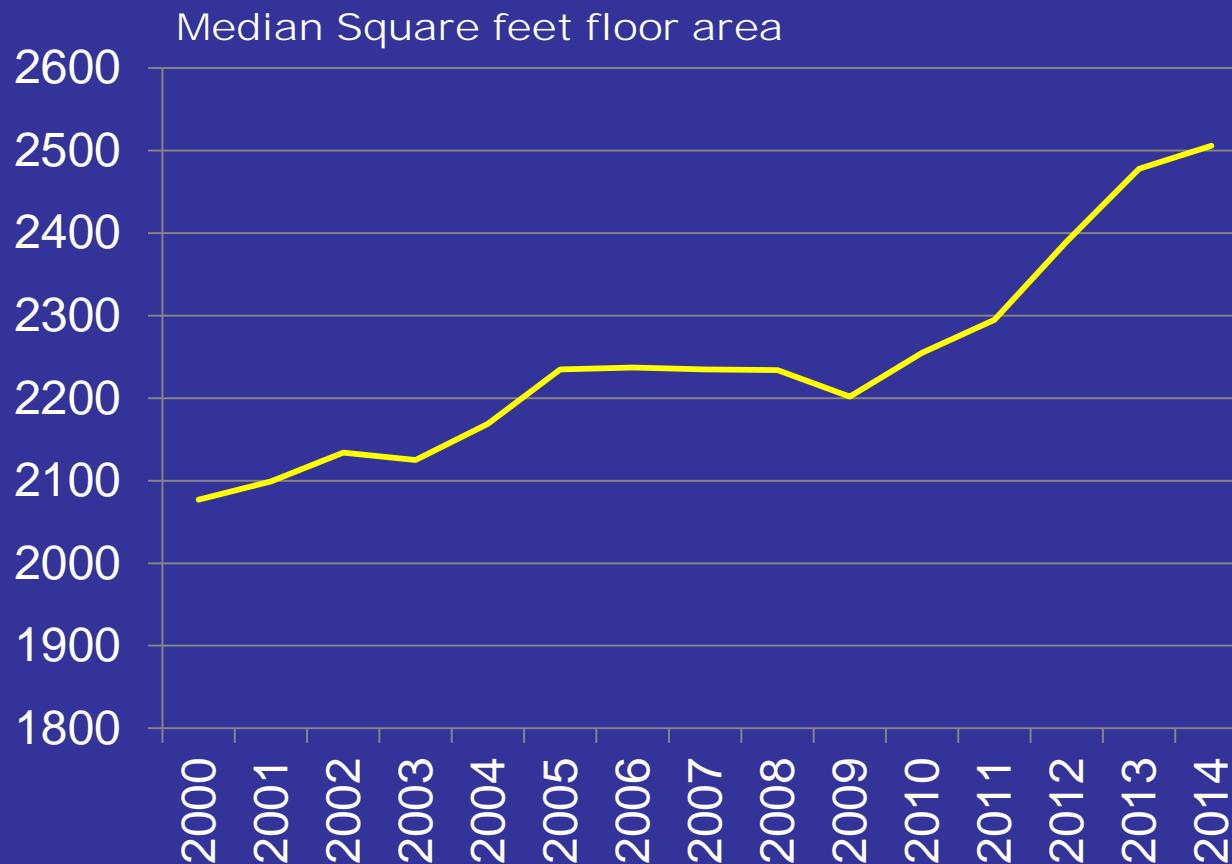
Another good article on current housing situation re: dilemma for 1st time Buyers. Limited choices; higher prices; weak income growth; weak New home construction; --- short supply drives prices higher putting more 1st time buyers out of the market. **I've said this before – return of 1st time Buyers is needed before housing returns to “normal”!**

(<http://finance.yahoo.com/news/first-time-buyers-face-hurdles-101147166.html>)

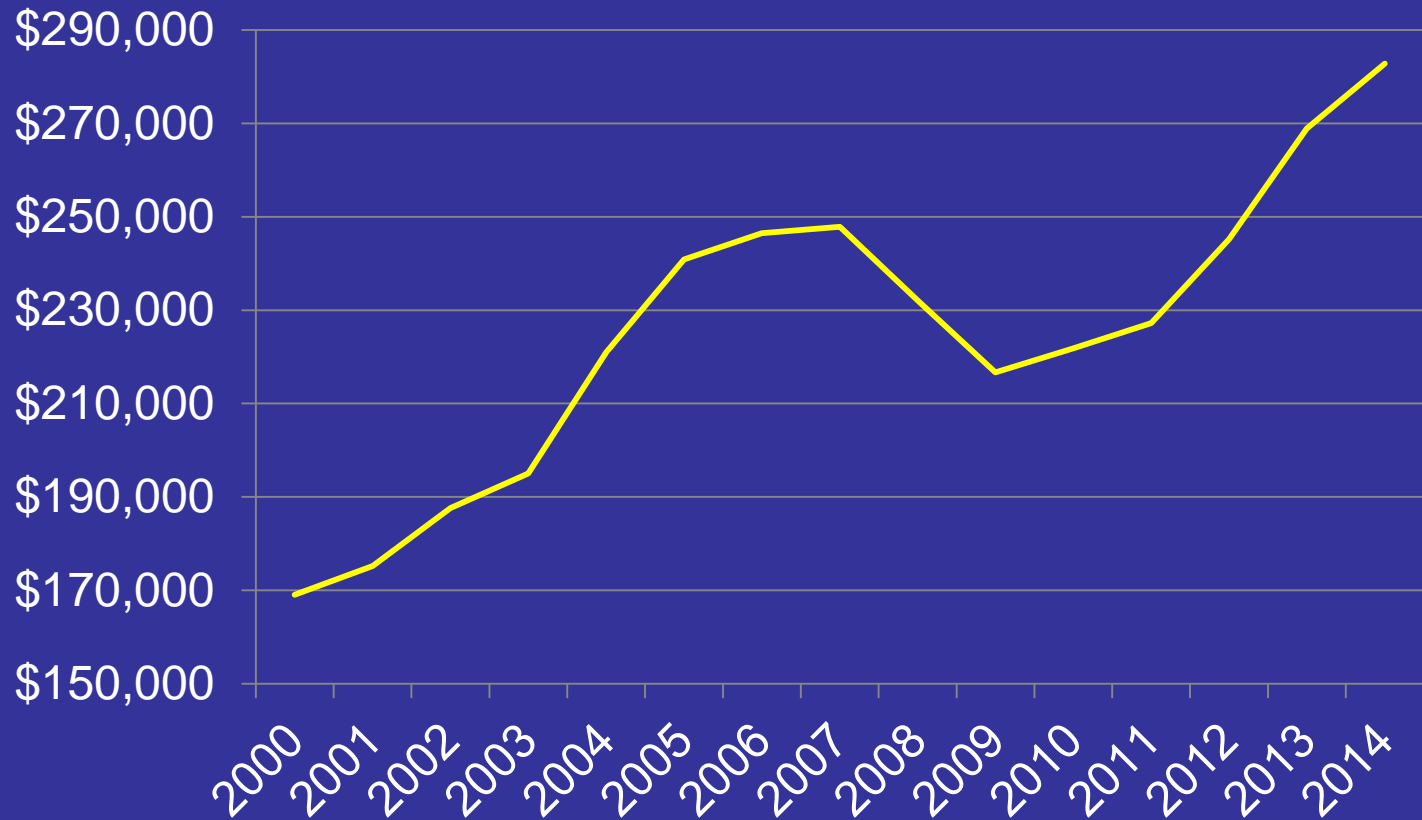
Existing home inventory at 4.8 months – Short supply still driving drives prices higher



Size of New Homes sold has increased dramatically
In past 6 years as builders cater to “well healed”
Buyers as many 1st time buyers are missing



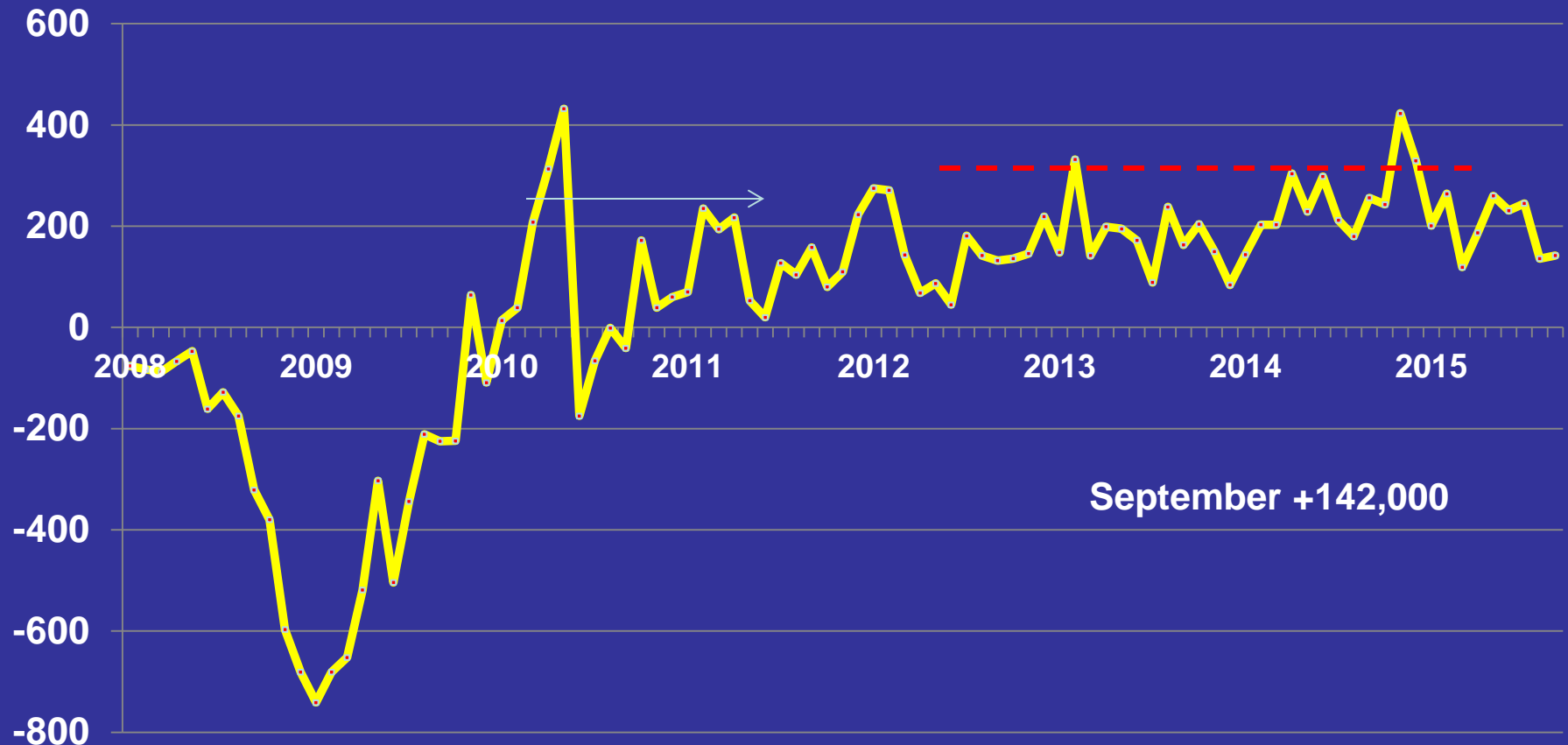
Consequently, Median price of new homes has increased dramatically



(<https://www.census.gov/construction/chars/sold.html>)

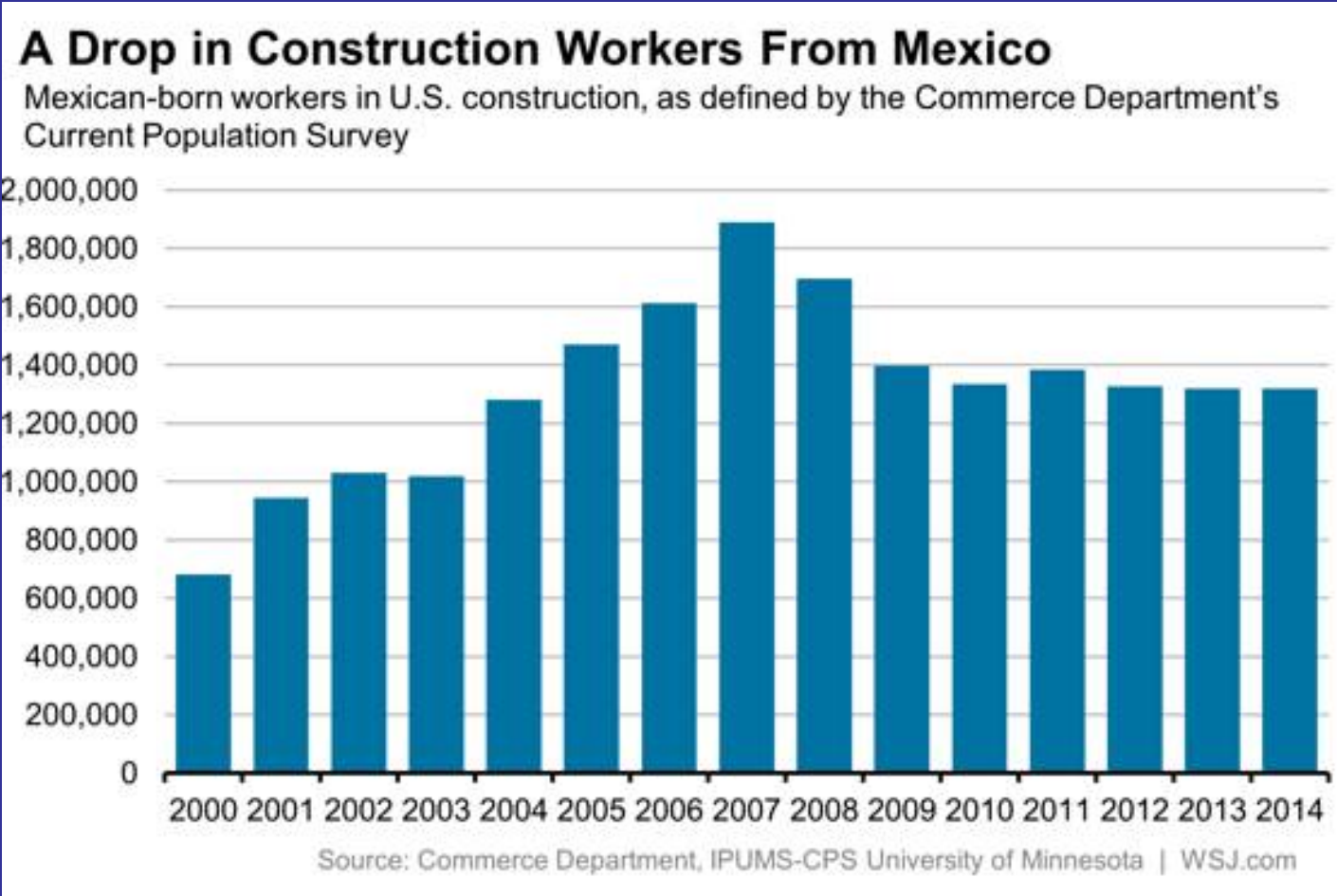
Employment situation - our biggest problem – stuck near 200,000, and many of these jobs are part time with little or no benefits – not conducive to Driving housing demand higher

Net change in non farm payrolls – monthly, thousands



Source: U.S. BLS (www.bls.gov)

Another problem (like we need more) for housing is labor shortages - - -
Fewer immigrants from Mexico, plus aging demographics with native born Americans suggest that construction costs will increase driving prices higher
And slowing home construction



Source: WSJ (<http://blogs.wsj.com/economics/2015/09/21/how-immigration-has-contributed-to-the-construction-worker-shortage/>)

Nearly 700,000 fewer construction workers today compared With 2007 – will mean construction delays and higher costs

Help Wanted

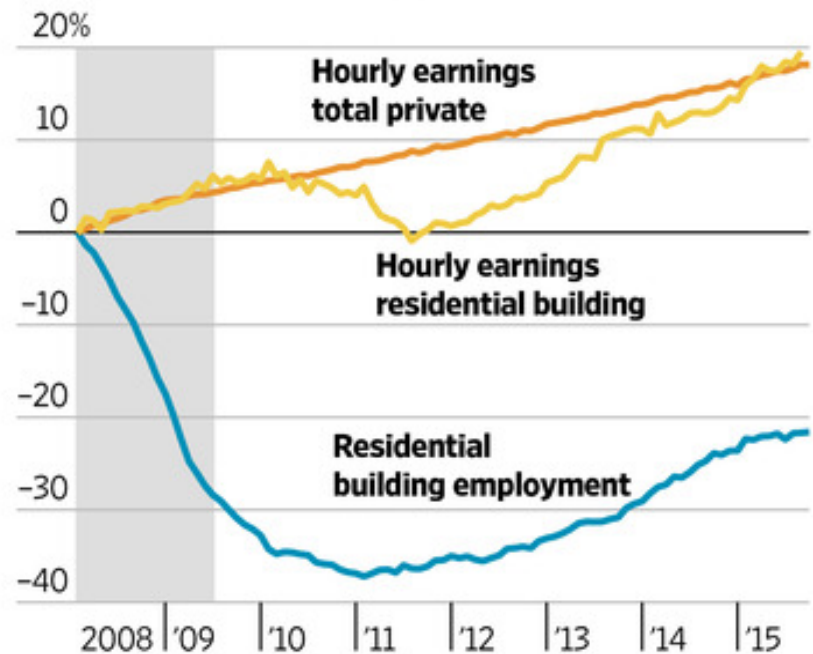
Home builders have been plagued by a skills mismatch, with openings outpacing hires in recent years, while construction workers' earnings have slowly climbed back to the overall average.

Change in openings and hires in construction



Source: Labor Department

Change in hourly earnings and employment



THE WALL STREET JOURNAL.

Unemployment rate keeps coming down – but, nearly 7 million remain “underemployed” – working part time, but want full time jobs

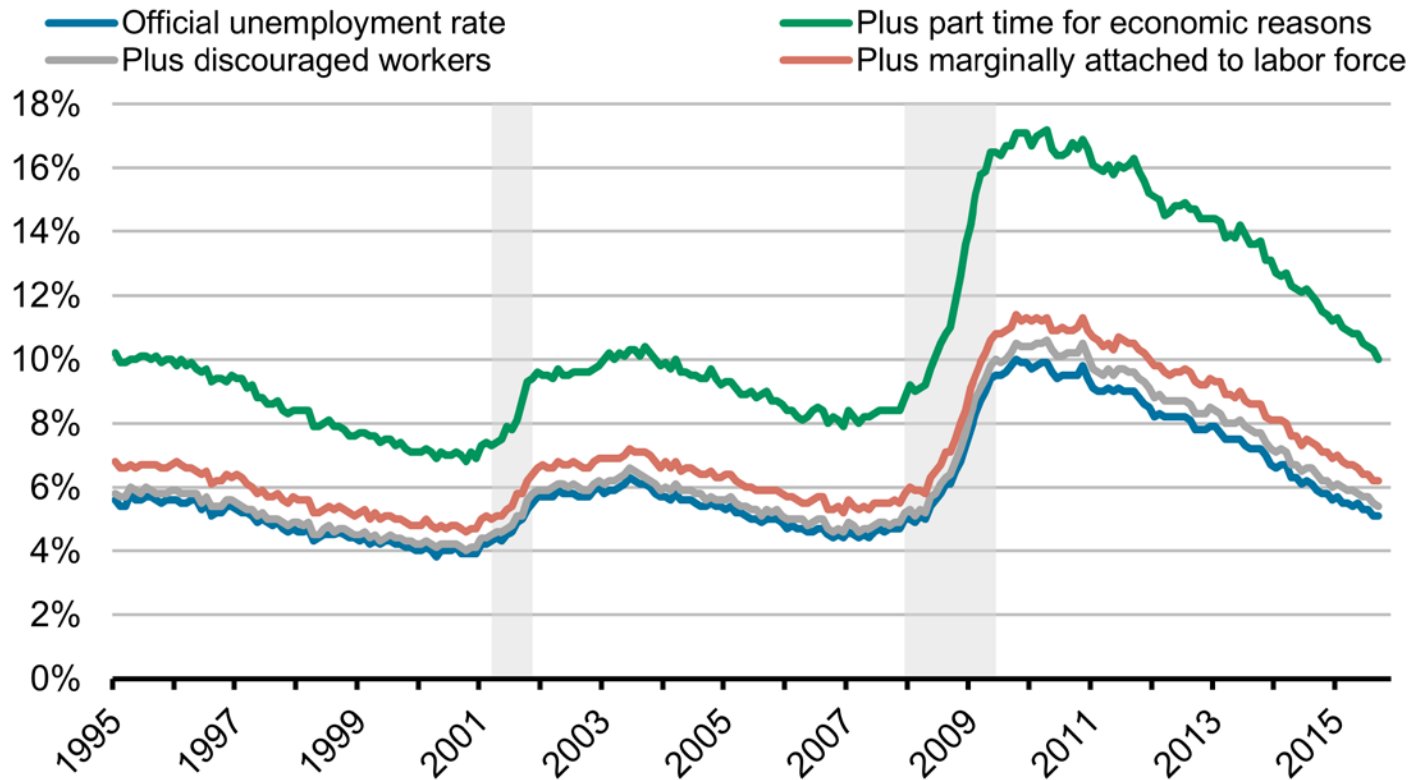
There are about 16 million people either unemployed, underemployed, or stopped Looking – **Key reason why wage increases are stagnant!!!



Closer look at “real unemployment rate” – things are Improving, but we really need stronger earnings growth

Out of Work

Unemployment rate, seasonally adjusted, through September

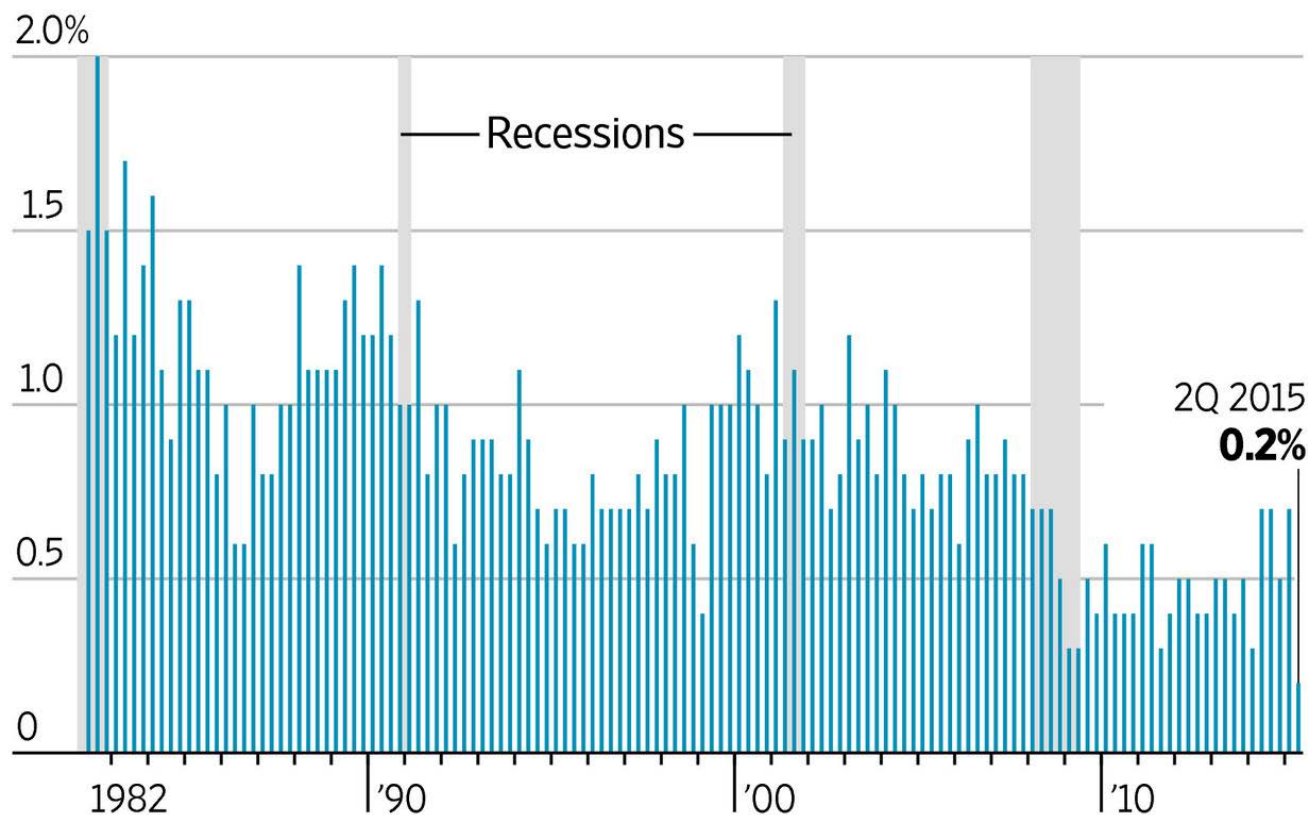


Source: Labor Department | WSJ.com

Latest Employment cost index (ECI) shows that wages and benefits are lagging in this recovery – due primarily to continued slack in the job market with the “real unemployment rate” at 10.5%

Employment Expenses

Total compensation for all workers, change from the previous quarter



Source: Labor Department

THE WALL STREET JOURNAL.

A look at real incomes over the past twenty years ---
real incomes have been shrinking for the past 20 years
And the reason is probably tied to productivity – here is good article
On the subject (<http://www.wsj.com/articles/politicians-pay-heed-to-productivity-problem-1437582206?cb=logged0.19101819254186214>)

FRED

— Real Median Household Income in the United States



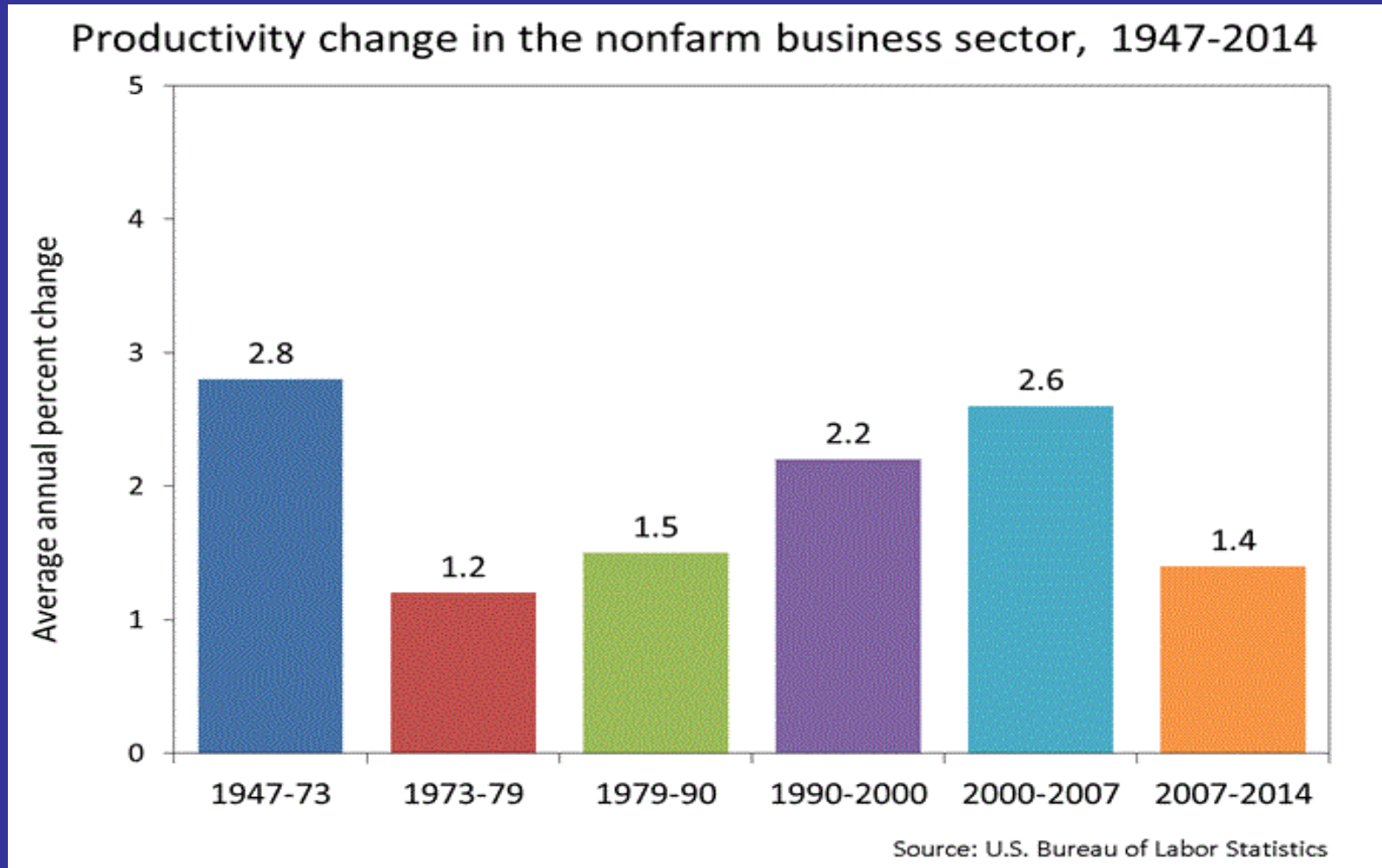
Source: US, Bureau of the Census

We need to invest more to become more competitive, create better paying jobs, and grow GDP

GDP derives from number of workers plus productivity (real GDP/worker) –

(<http://marketrealist.com/2015/01/2-factors-drive-real-gdp-growth/>) -- with lower productivity, higher employment won't generate as much growth in GDP – this is why improving employment doesn't give us strong GDP growth.

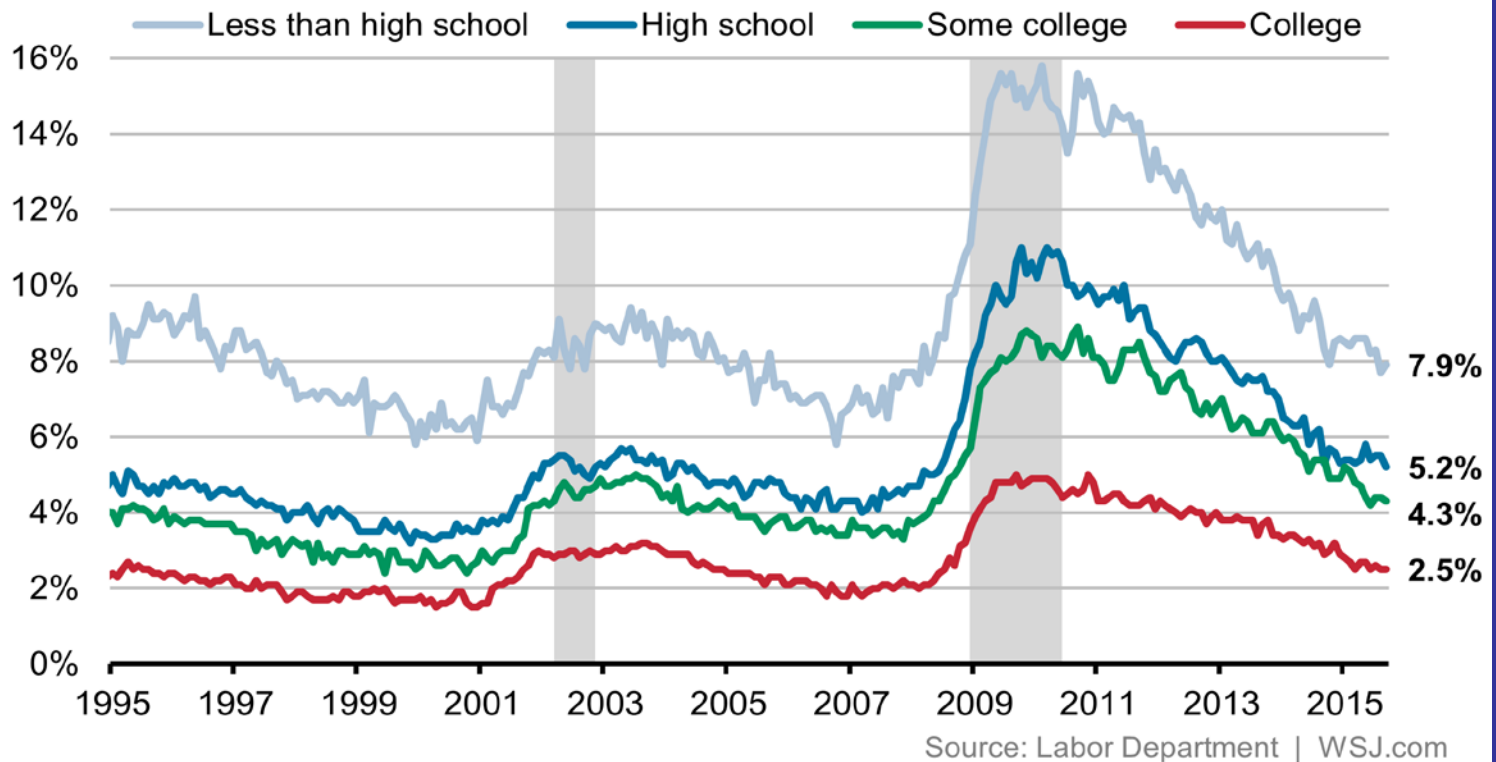
Innovation and entrepreneurship is key to increasing productivity



One way to improve productivity and incomes ---
education improves your chances of staying out of the
unemployment line

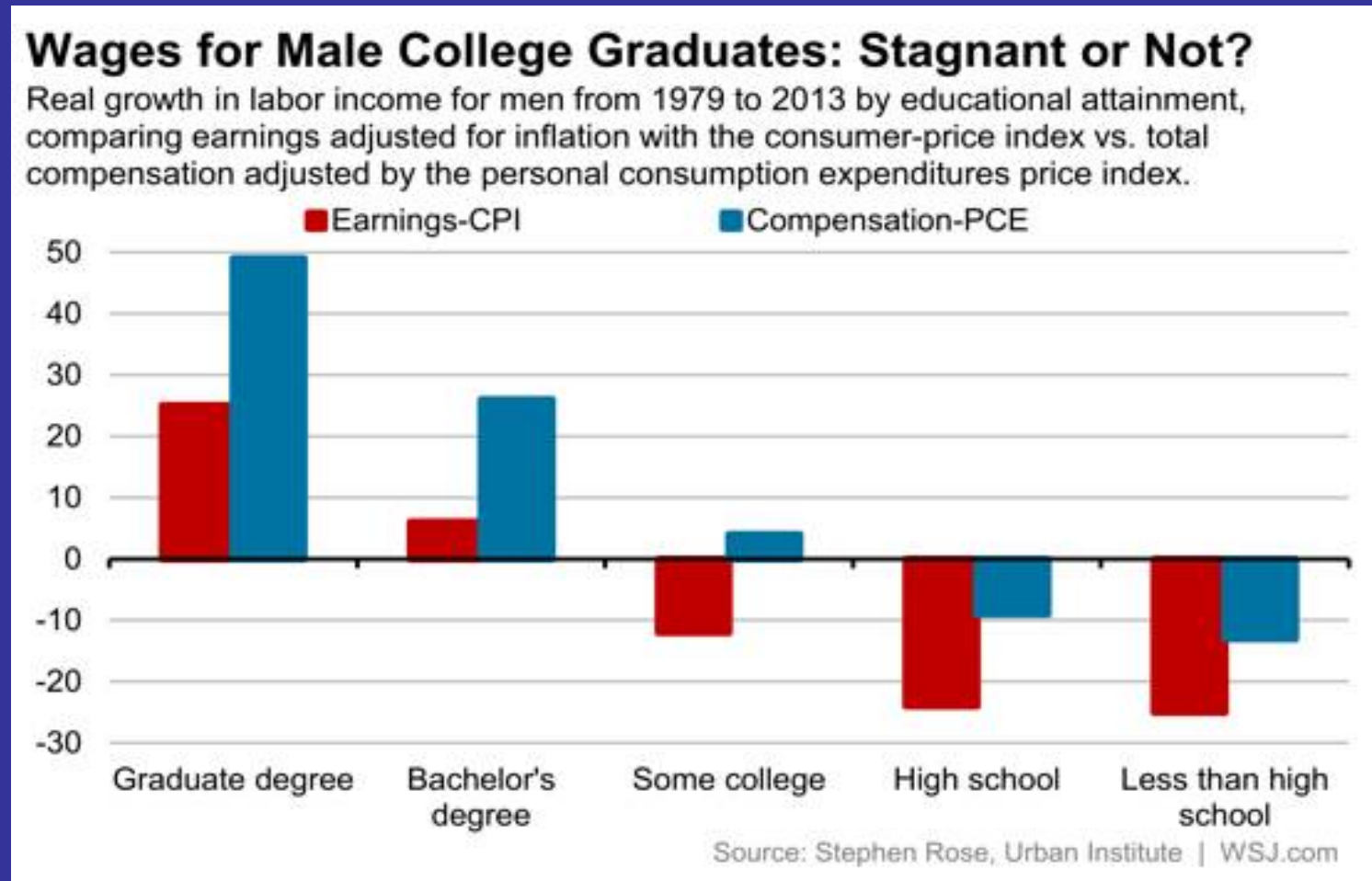
School Work

Unemployment rate for civilians 25 years and over by educational attainment, seasonally adjusted, as of September



More evidence that education pays

Earnings vs Compensation - - compensation includes Benefits like employer paid health care, pensions, etc. while earnings are wages only. CPI and PCE are two indexes Used to adjust for inflation

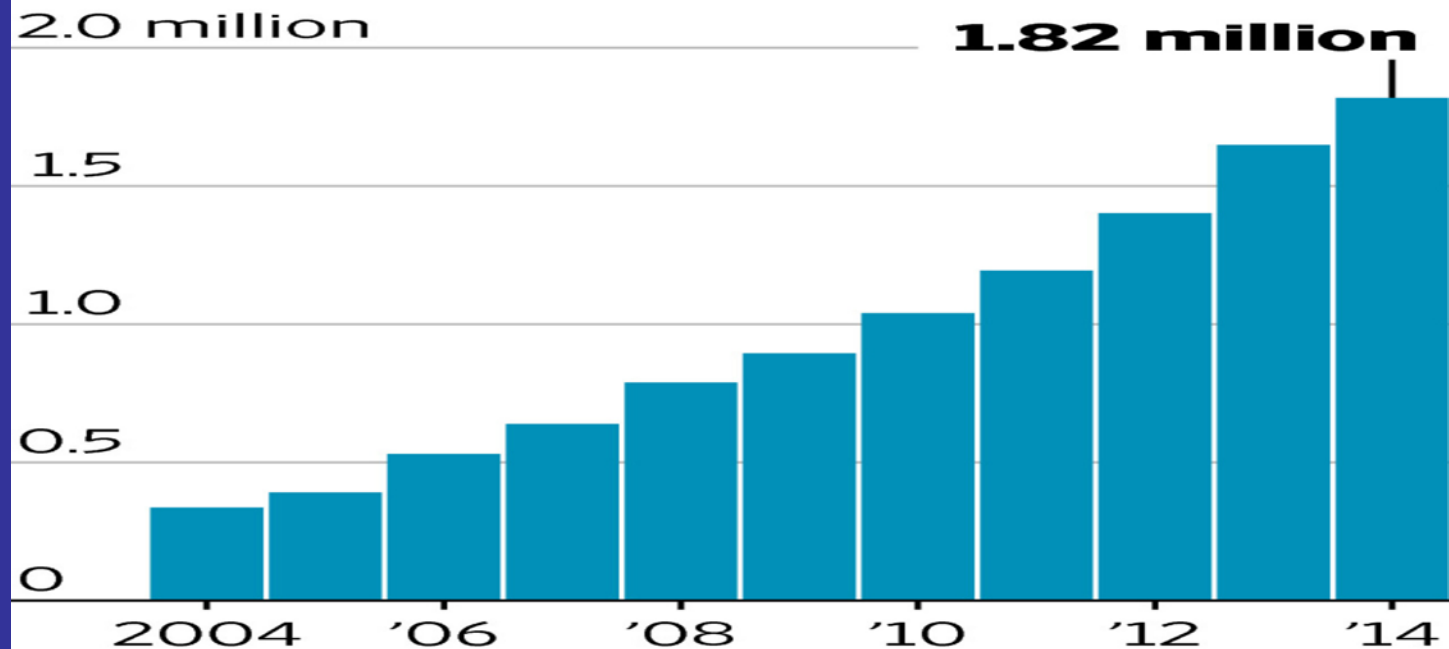


Source: WSJ (<http://blogs.wsj.com/economics/2015/07/06/just-how-stagnant-are-wages-anyway/>)

But, there is a serious problem with financing higher education – current debt Exceed one trillion \$ - this slows household formations and shifts demand for shelter to renting!!!

Heavy Load

The number of Americans with at least \$100,000 in student debt has surged.

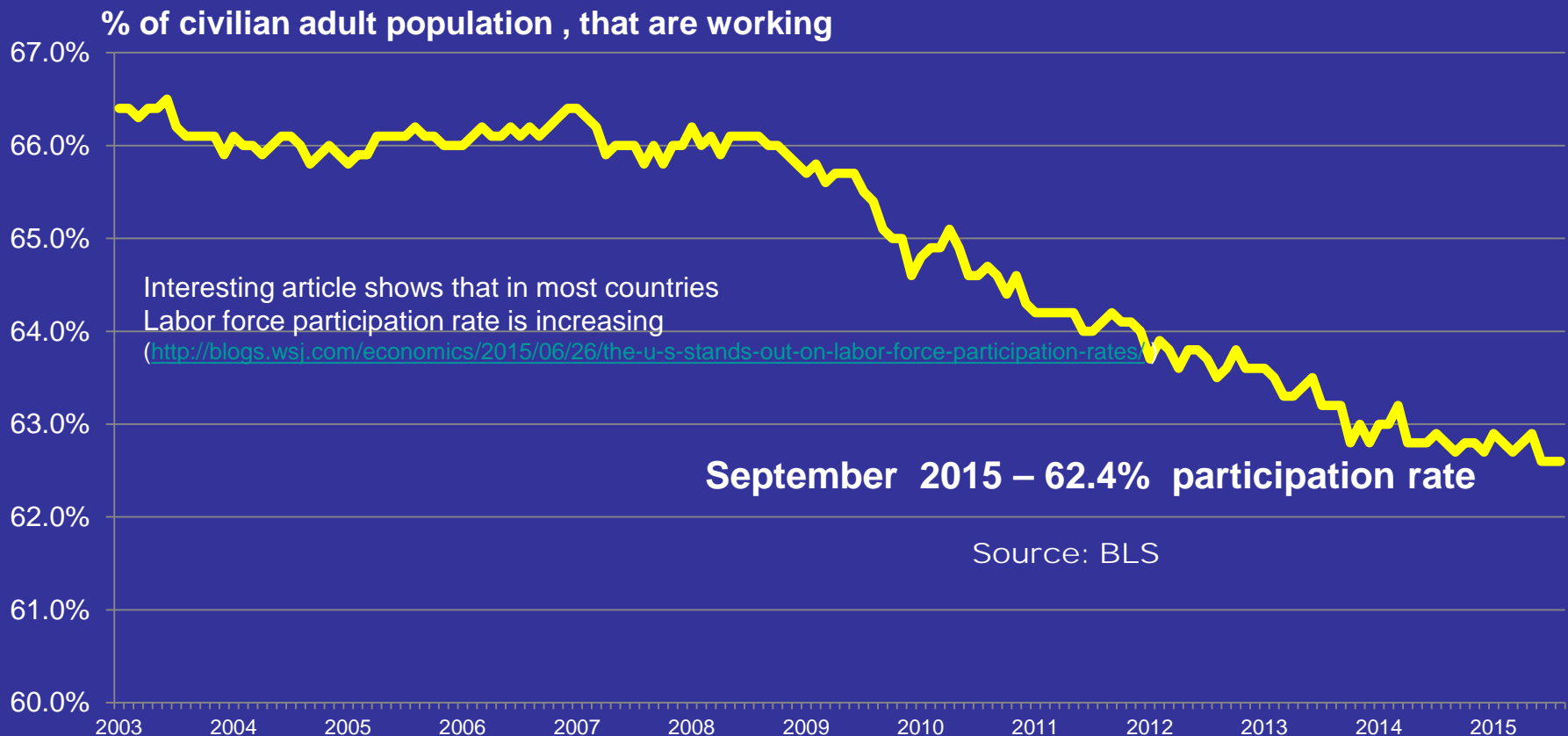


Source: Federal Reserve Bank of New York

THE WALL STREET JOURNAL.

(<http://www.wsj.com/articles/loan-binge-by-graduate-students-fans-debt-worries-1439951900>)

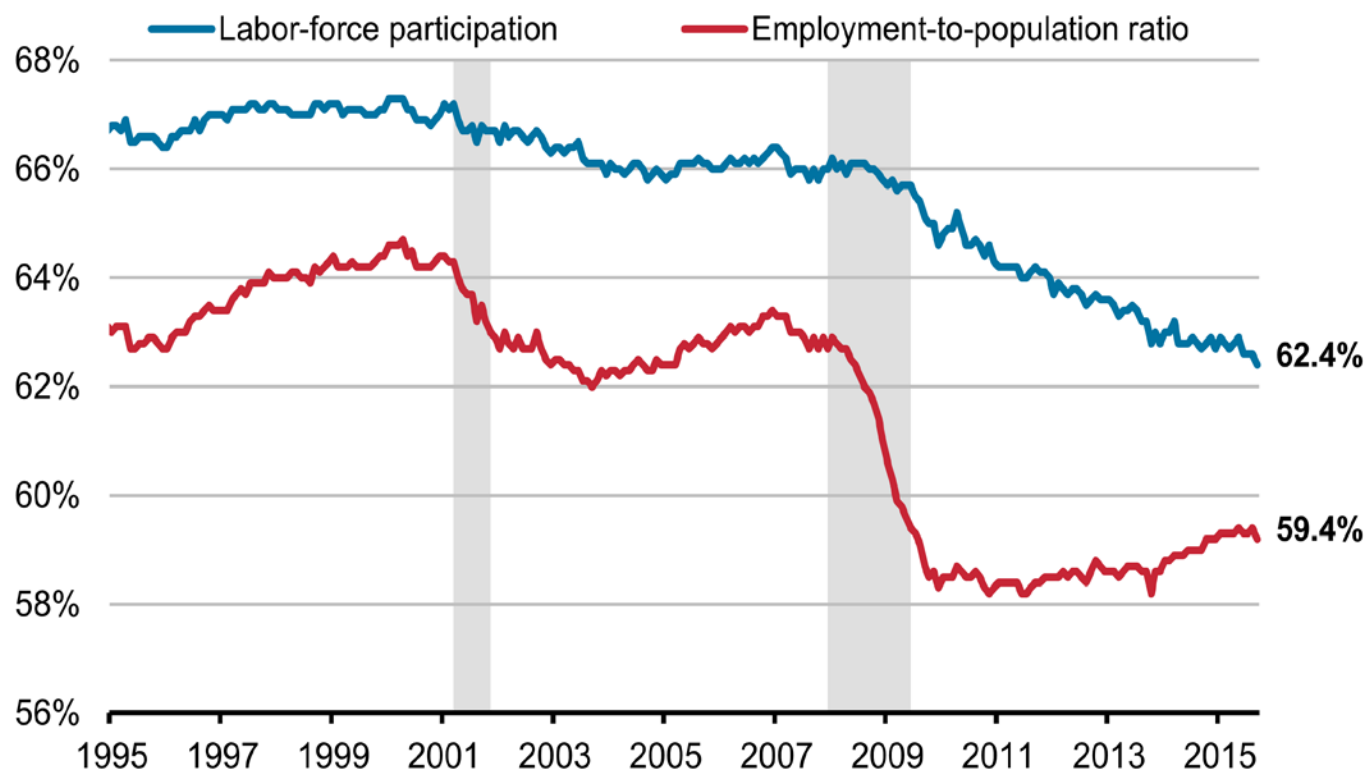
Labor force participation rate is shrinking – demographics is probably the main reason – we'll see skilled labor shortages increase over the next decade - we're already seeing construction related shortages with brick layers, masons, electricians, plumbers, etc. One solution – Revamp our education system (a 4 year degree isn't for everyone – 2 year Community colleges, vocational schools, are better fit for many, and they are much cheaper). Excellent article (<http://finance.yahoo.com/news/should-i-go-to-a-trade-school-162413337.html#>)



Aging population is part of the problem, but weak economy and mismatch
Between skills of job seekers and available jobs isn't helping

Not Participating

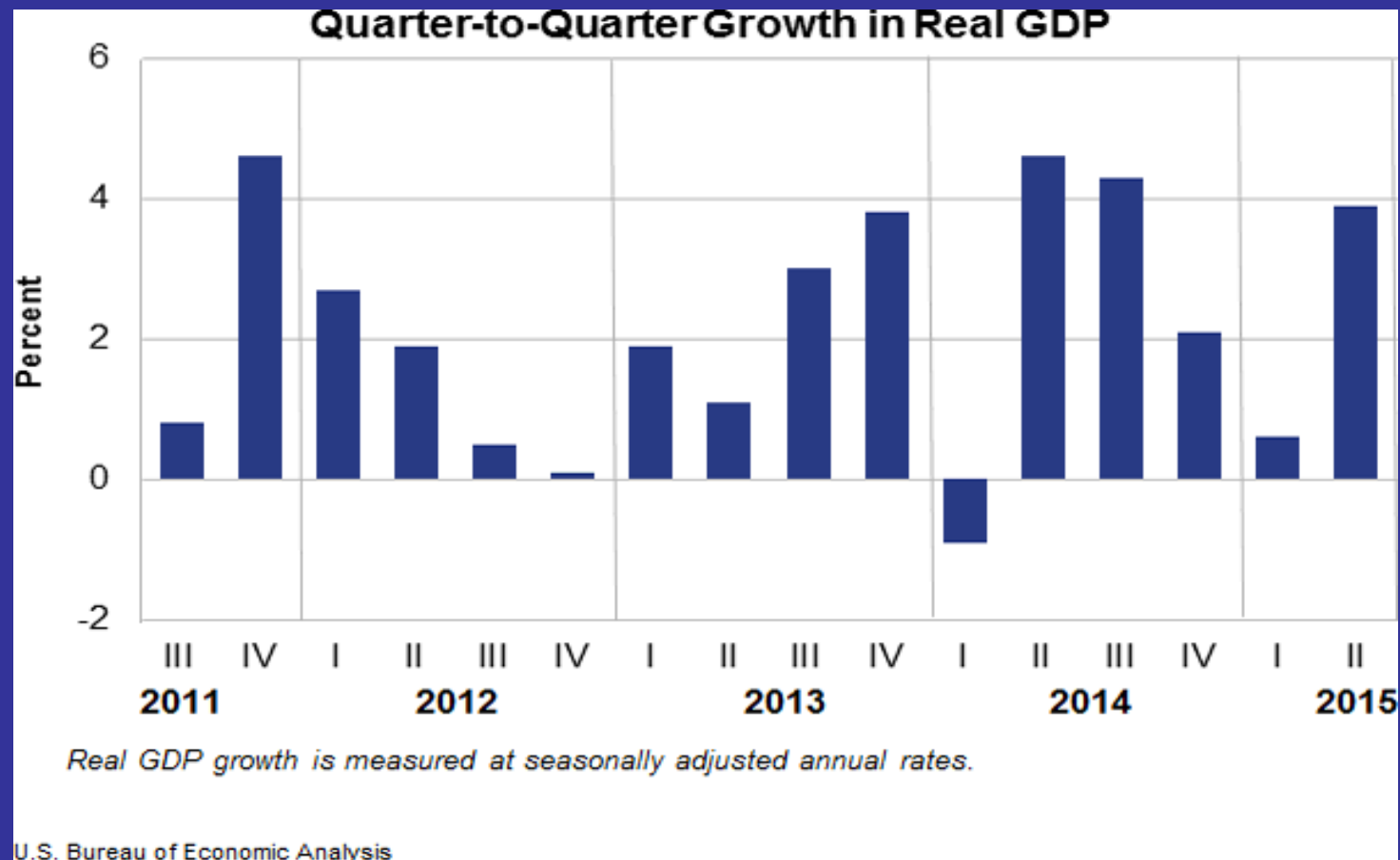
Share of civilians in the U.S. labor force and employment-to-population ratio, seasonally adjusted, as of September



Source: Labor Department | WSJ.com

Economic growth of 3.9% , up from revised 0.6% in Qtr 1, BUT 2015/2016 GDP expected to remain below 3%

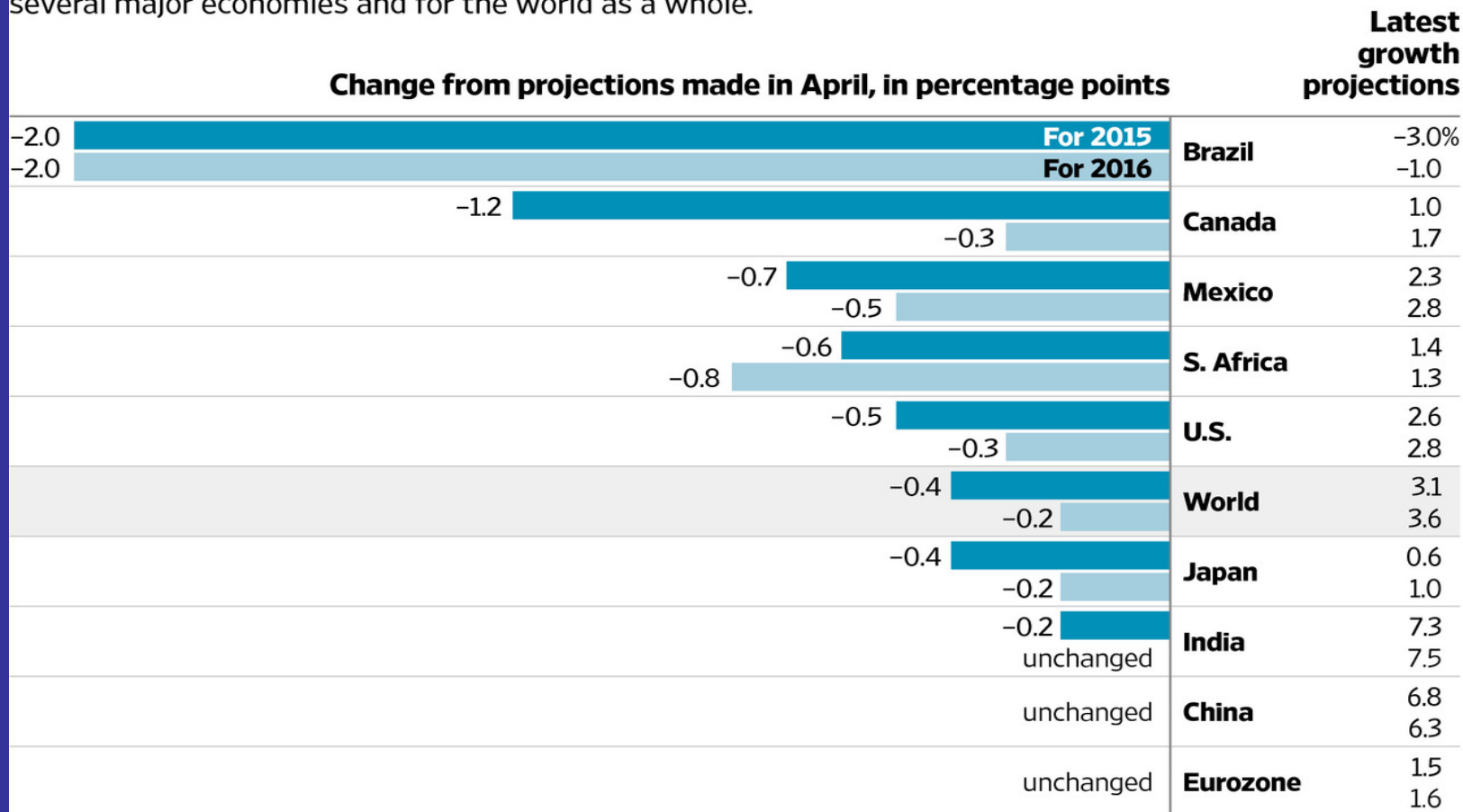
- (1) Slowing world economy (European recession; weaker China growth)
- (2) Stronger dollar will reduce exports and increase imports – negative impact on manufacturing jobs which is key to income growth in USA
- (3) Political stalemate/weak leadership, terrorism, currency wars, growing national debt, ...
- (4) Weak income growth and continuing high "real unemployment"



Latest IMF outlook (October) lowers GDP projections for 2015 and 2016 – why - Slowdown In China and emerging markets, plus weak U.S. recovery and Continuing Problems in Europe

Cloudier Outlook

Compared with its April report, the IMF's latest economic outlook includes lower growth projections for several major economies and for the world as a whole.

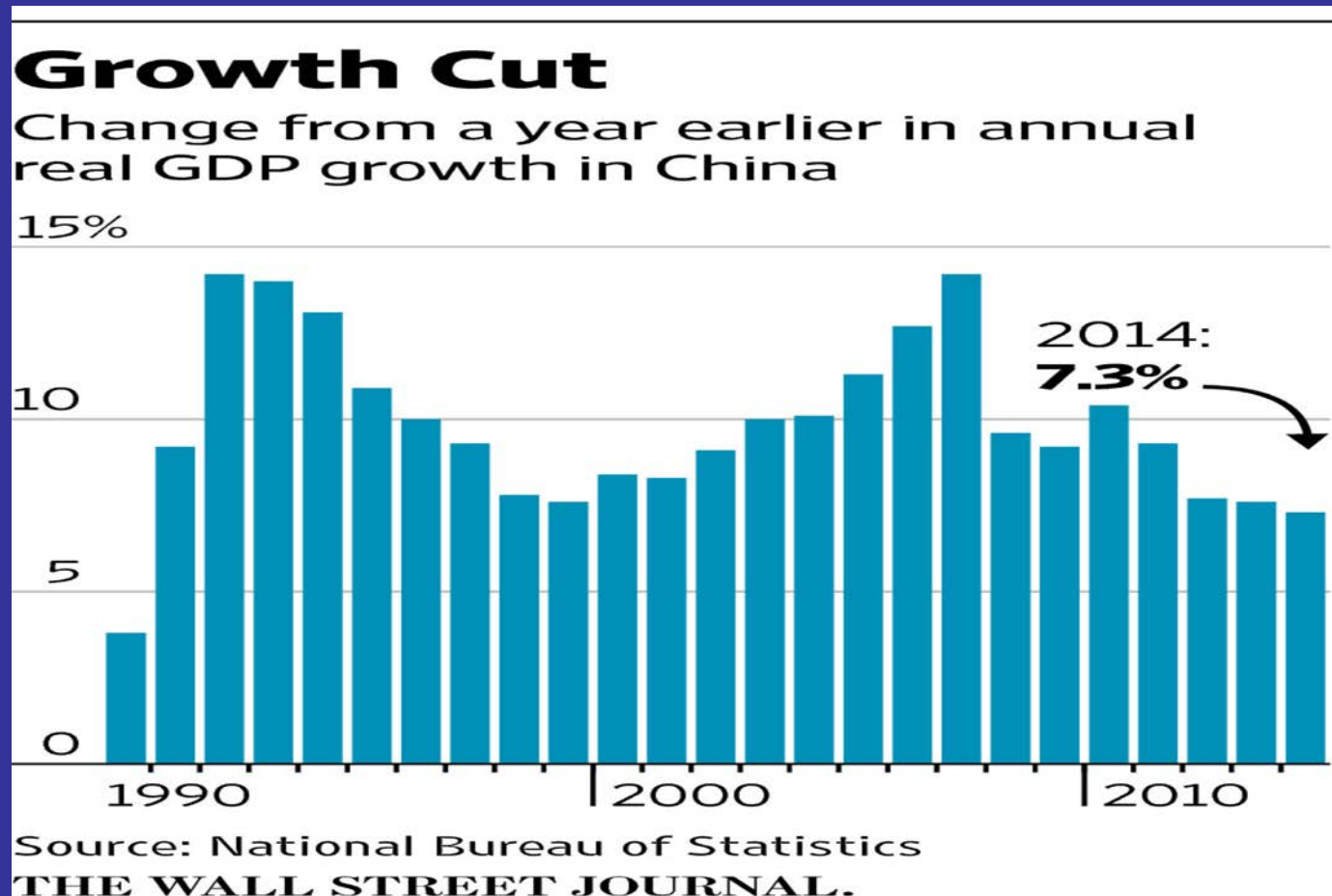


Source: IMF

THE WALL STREET JOURNAL.

Source: WSJ (<http://www.wsj.com/articles/imf-downgrades-global-economic-outlook-again-1444140016>)

China's growth is slowing, – this is key to world economy (China Is 2nd largest economy) and even more important for Commodity prices – The recent Yuan devaluation is an indication that the Chinese government Is concerned. *For past 5 – 6 years, China accounted for the bulk of world GDP Growth so any slowdown will have major ripple effects*

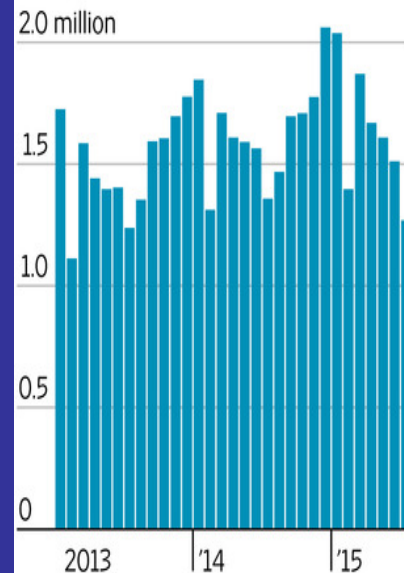


China's economy shifting from infrastructure investments and exports (smokestack industries) To domestic demand driven economy (services and consumers) – this will take time – in the transition, GDP growth will probably slow significantly thus impacting world GDP growth

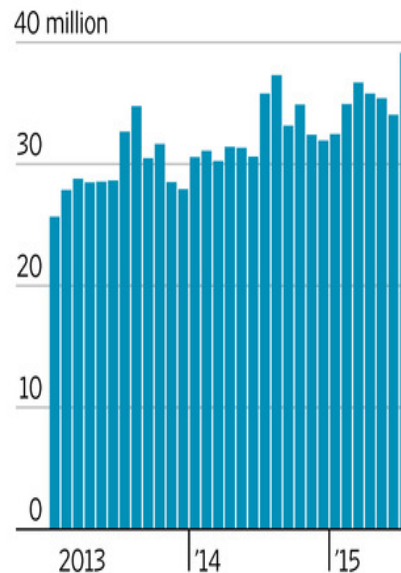
Looking to the Consumer

China's government sees big hopes in unlocking the buying power of its population, and some indicators of consumerism have bucked economic weakness.

Passenger-car sales,
in vehicles



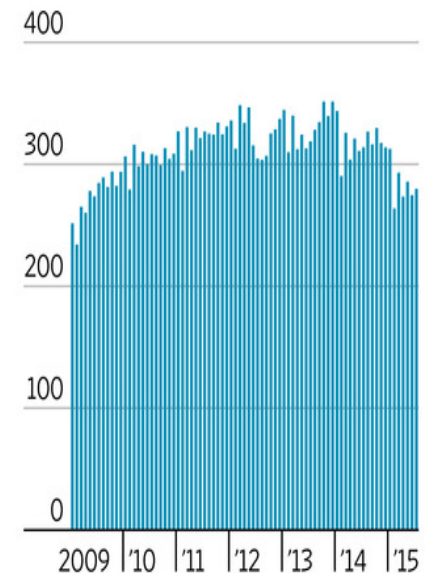
Airline traffic,
in passengers



Electricity consumption,
Change from a year earlier



Railway freight traffic,
in millions of metric tons

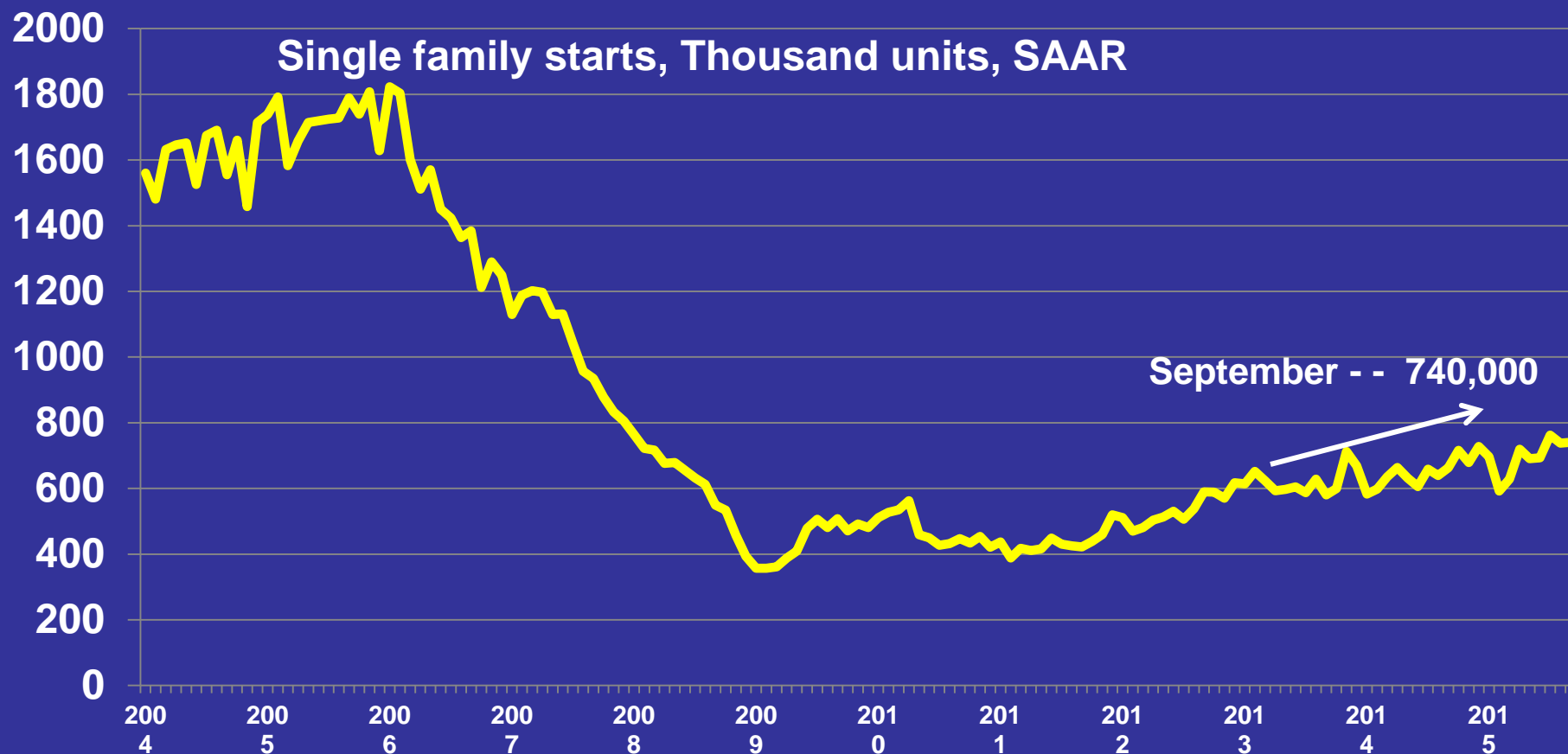


Sources: China Association of Automobile Manufacturers (car sales); Civil Aviation Administration of China (airline traffic); China Electricity Council; China Railway Corporation

THE WALL STREET JOURNAL.

Recent Housing statistics

Starts are inching forward – I'm concerned that the Feds will 'grease the wheels" again – e.g., Fannie and Freddie, FHA --- lowering down payment requirements and premiums on mortgage insurance, I guess they forgot what happened in 2008???? The FED has kept interest rates near zero for 6 years, but housing remains lethargic. *Low Interest rates won't fix housing!!!*



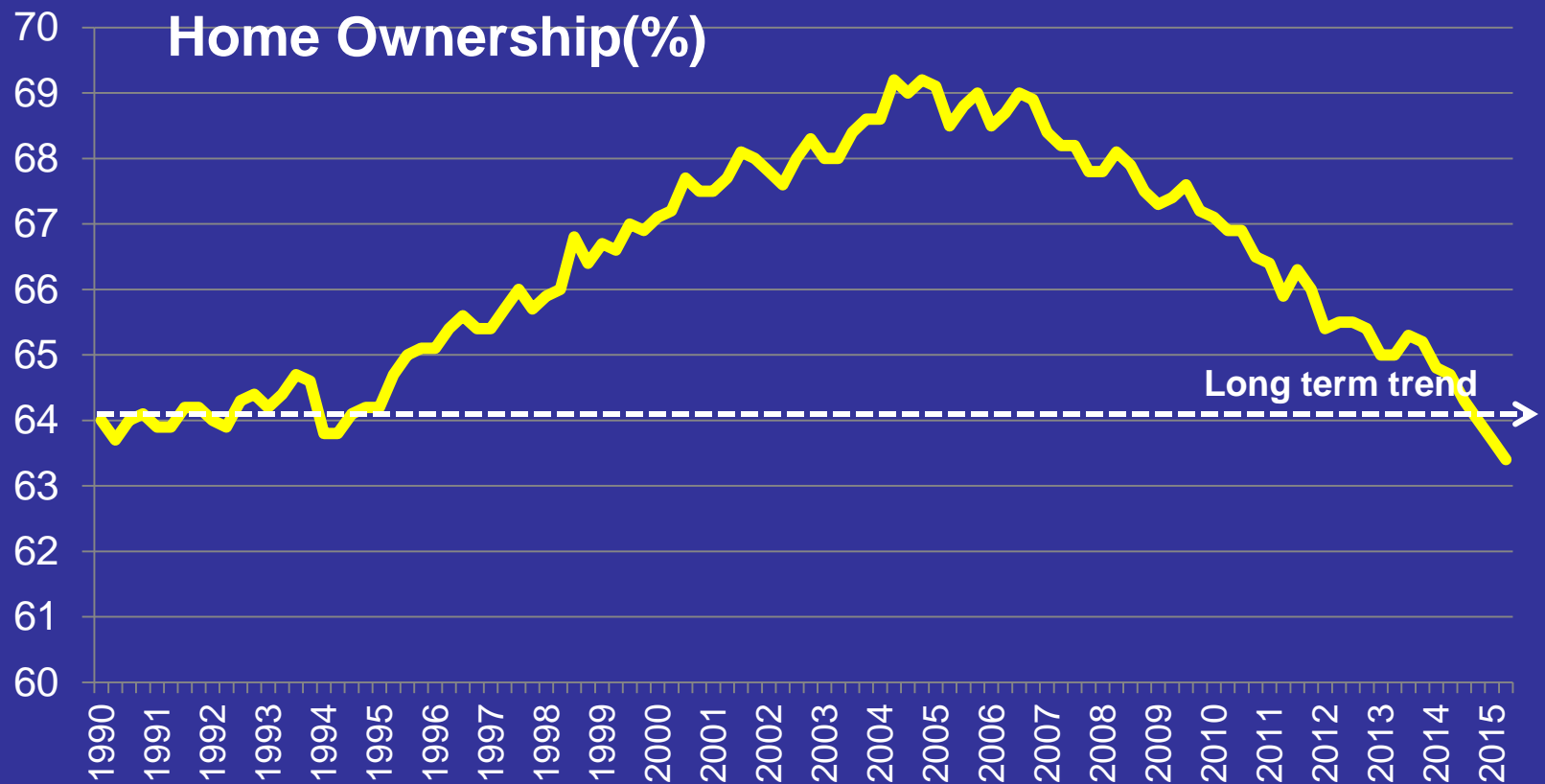
Source: Census (<http://www.census.gov/const/www/newresconstindex.html>)

Impact of weak household formations and shift to renting - -

homeownership rates have been falling for the past ten years – when the economy gets back to normal, Will people return to to single family or will renting remain in favor with many? There will be impacts on wood products demand

Good article with some reasons why ownership is falling and why it will continue to fall for some time

(<http://finance.yahoo.com/news/why-americans-waiting-longer-ever-070132848.html>)



Source: Census (<https://www.census.gov/housing/hvs/data/q413ind.html>)

New Single Family Home sales are the key statistic to watch – Sales drive housing starts – this drives demand for wood products!!!

Getting better – up 21% versus August 2014
But, still disappointing considering we're 8
Years "recovering" from the 2008 collapse



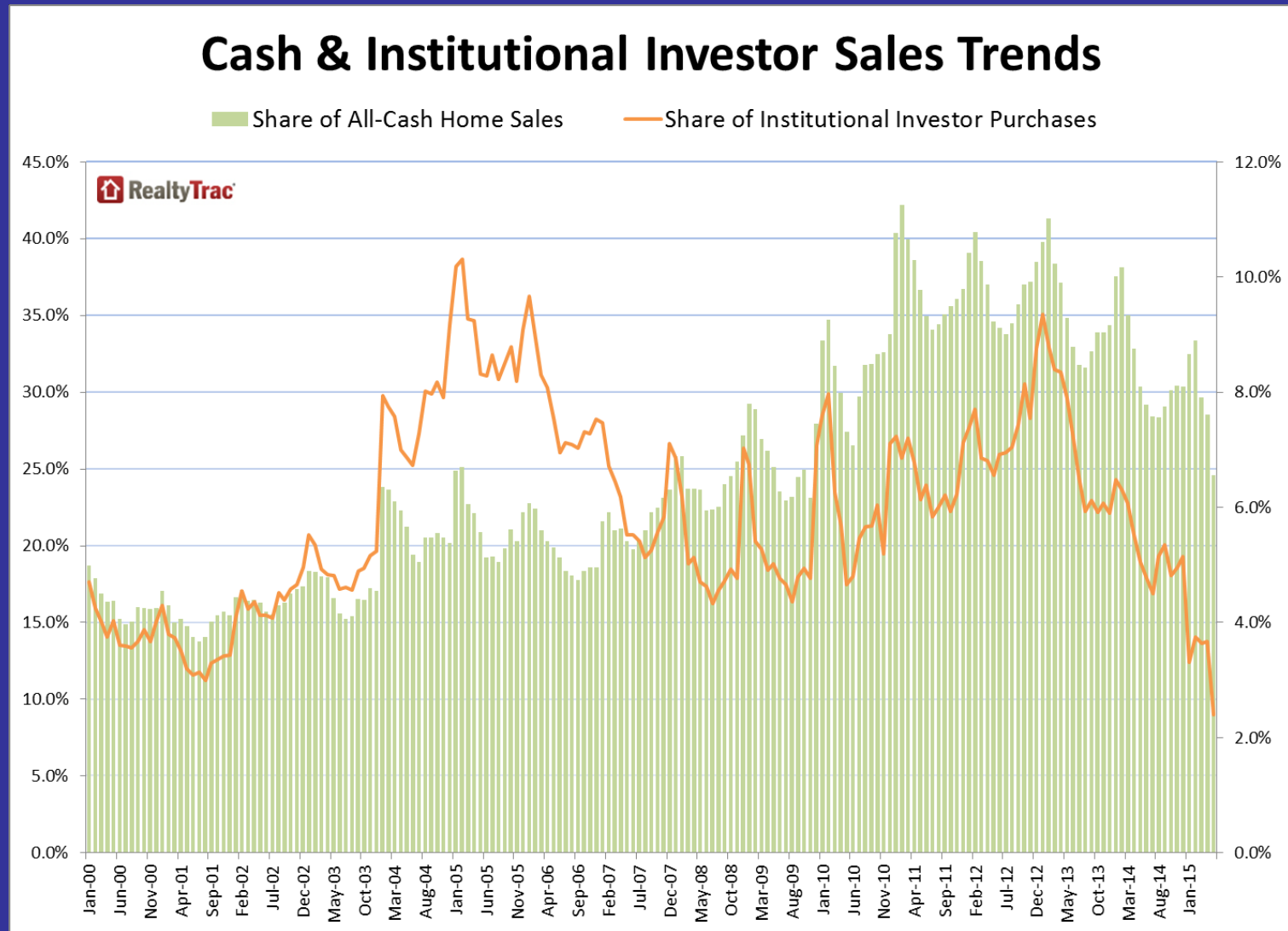
Source: Census (<http://www.census.gov/const/www/newressalesindex.html>)

Resale market continues to improve, but still heavy to cash sales (24%) with 1st time buyers still below trend, but improving (traditionally they represent about 40 – 45% of market, but today they are at 32%). Another problem today is tight Supply (which drives prices), currently at 4.8 months. Healthy market is about 6 months supply.

Single family (incl condos), Monthly, Thousand units, SAAR



Cash sales back to trend values of 25% - good news for 1st time buyers - -
We need a return of 1st time buyers to get back to a more traditional
(and healthy) housing market (read excellent article by Realty Trac referenced below)



Source; Realty Trac (<http://www.realtytrac.com/news/foreclosure-trends/may-2015-u-s-home-foreclosure-sales-report/>)

Some conclusions – housing continues to improve albeit slowly

- (1) Economy will continue to improve slowly -- **2015 growth expected to be about 2.5% - however, slowdown in China will have serious ripple effects on world economy**
- (2) Still not a healthy housing market - 1st time buyers (32% today) are below trend (45%) and household formations are off 50% from trend.
- (3) The key to a recovery in housing is the return of 1st time buyers, traditionally about 40- 45% of the market. Current market still skewed to cash buyers and investors. 1st time buyers are mostly young people, **but they can't find good jobs.** Additionally, rising rents pose problems for home ownership - making it more difficult for renters to save for a down payment for home purchase.
- (4) Political discourse will continue to slow a truly strong economic and housing recovery – too much uncertainty re: Affordable Care Act/Obama care; immigration reform; direction of economy. **Now, the Fed doesn't know what to do – they seem confused – reading the minutes to September meeting is not encouraging – they say one thing, but then change their mind, again and again., and again.**
- (5) Productivity becoming a problem for U.S. economy – real GDP driven by population (number of workers) and real GDP/worker or productivity. During past 7 years, productivity has grown 1.7% annually whereas the average over previous 17 years was 2.4%. The recent drop is probably due to in large part to lack of investment by private sector. That won't change much until they get more confident about the future of the country. Political discord is a real drag on the economy whether you want to believe it or not – it creates uncertainty, and clouds decision making. Plus, these are difficult times geopolitically. Uncertainty means less investment and slower GDP growth
- (6) World economy is slowing – China, particularly, but Europe also experiencing problems as well as the commodity focused economies like Australia and Canada

Longer term:

- (1) *Makeup of U.S. economy is changing and this is impacting spending patterns and housing choices. The job market is undergoing long term – structural – changes. Automation is reducing job prospects for the middle class while creating jobs for the highly skilled and less skilled sectors. End result is stagnating family incomes that could translate to lower total housing demand with more emphasis on multi family/rental demand. Doesn't bode well for wood product demand and prices.*
- (2) **Education is more important today than ever before – don't forget two year programs; community Colleges; apprenticeships;... 4 year/University degree not always best option**
- (4) Currency devaluations are the preferred solution to “low inflation” concerns. Central banks in Europe and Japan are following the U.S. with quantitative easing/printing money, in order to spur demand by weakening their currencies. Good article in WSJ suggesting that the “low inflation world” is really a symptom of too much capacity relative to demand, and the solution isn't currency devaluation. Better solution may be developing technology to produce products that fulfill market place demands not being met by existing products (http://www.wsj.com/articles/global-glut-challenges-policy-makers-1429867807?mod=rss_markets_main)
- (5) Eventually, Central banks will have to raise rates and nobody knows how the various economies will respond. We've never had so much liquidity in the system – it causes various types of bubbles (assets like houses, stocks, etc.), and a misallocation of resources. Interesting times ahead.
- (6) **Rental housing demand is expected to remain relatively strong for some time into the future – demographics; economy; debt/credit issues; ... will constrain single family demand**