



**INTERNATIONAL TROPICAL TIMBER ORGANIZATION**

**ANNUAL REVIEW AND ASSESSMENT  
OF THE WORLD TIMBER SITUATION**

**2008**



This document supersedes document ITTC(XLIV)/4 “Elements for the Annual Review and Assessment of the World Timber Situation 2008”. It presents updated and revised statistics of the world timber situation received during and following consideration of document ITTC(XLIV)/4 by the International Tropical Timber Council in November 2008.

The designations employed and the presentation of material in this document do not imply the expression of any opinion whatsoever on the part of the International Tropical Timber Organization concerning the legal status of any country, territory, city or area or of its authorities, or concerning the delimitation of its frontiers or boundaries.

Document GI-7/08. International Tropical Timber Organization. Yokohama, Japan.  
Prepared by the Division of Economic Information and Market Intelligence, ITTO.

This document is also available on the Internet at <http://www.itto.or.jp/>  
Any revision or correction to this document will be posted on the site above.

ISBN 4-902045-53-2



# TABLE OF CONTENTS

Summary.....	(v)
<b>1. Introduction.....</b>	<b>1</b>
Overview .....	1
Scope and Structure.....	2
Data Sources and Limitations .....	2
<b>2. Market Developments.....</b>	<b>5</b>
Economic trends .....	5
Global .....	5
ITTO Consumers.....	6
ITTO Producers.....	8
Tropical Timber Trade Overview .....	9
Exports .....	9
Imports .....	10
<b>3. Production, Trade and Prices of Primary Products.....</b>	<b>15</b>
Data Sources and Conventions.....	15
Industrial Roundwood .....	15
Sawnwood .....	22
Veneer .....	25
Plywood .....	28
<b>4. Trade and Prices of Secondary Processed Wood Products .....</b>	<b>35</b>
SPWP Data Sources and Trade Classification .....	35
Wooden Furniture and Parts .....	36
Builder's Woodwork and Joinery .....	38
Other Secondary Processed Products.....	39
Mouldings.....	40
Bamboo and Cane Furniture and Parts .....	41
<b>5. Country Notes.....</b>	<b>43</b>
Producer Countries .....	43
Africa .....	43
Asia-Pacific.....	44
Latin America .....	45
Consumer Countries .....	47
Africa .....	47
Asia-Pacific.....	47
Europe .....	48
<b>6. References .....</b>	<b>51</b>

## Appendices

Appendix 1. Production and Trade of Timber, 2004-2008 .....	57
Table 1-1-a. Production and Trade of All Timber by ITTO Consumers.....	58
Table 1-1-b. Production and Trade of Tropical Timber by ITTO Consumers .....	70
Table 1-1-c. Production and Trade of All Timber by ITTO Producers.....	76
Table 1-1-d. Production and Trade of Tropical Timber by ITTO Producers .....	88
Table 1-2-a. Value of Trade of All Timber by ITTO Consumers .....	94
Table 1-2-b. Value of Trade of Tropical Timber by ITTO Consumers.....	102
Table 1-2-c. Value of Trade of All Timber by ITTO Producers.....	105
Table 1-2-d. Value of Trade of Tropical Timber by ITTO Producers.....	113
Appendix 2. Direction of Trade in Volume of Primary Tropical Timber Products between Major ITTO Producers and Consumers in 2007 .....	117
Table 2-1. Logs.....	119
Table 2-2. Sawnwood.....	120
Table 2-3. Veneer .....	121
Table 2-4. Plywood .....	122
Appendix 3. Major Tropical Species Traded in 2006 and 2007 .....	123
Table 3-1-a. Log Imports .....	125
Table 3-1-b. Sawnwood Imports .....	128
Table 3-1-c. Veneer Imports.....	134
Table 3-1-d. Plywood Imports .....	138
Table 3-2-a. Log Exports.....	142
Table 3-2-b. Sawnwood Exports.....	145
Table 3-2-c. Veneer Exports.....	150
Table 3-2-d. Plywood Exports .....	153
Explanatory Note.....	157
Appendix 4. Prices of Major Tropical Timber and Selected Competing Softwood Products.....	171
4-1. Logs .....	173
4-2. Sawnwood .....	177
4-3. Plywood.....	180
4-4. Secondary Processed Wood Products.....	184
Appendix 5. Trade in Secondary Processed Wood Products, 2003-2007 .....	187
Table 5-1. Major Importers of Secondary Processed Wood Products.....	189
Table 5-2. Types of SPWP Imported by Major Importers, 2007 .....	190
Table 5-3. Major ITTO Importers of Secondary Processed Wood Products.....	191
Table 5-4. Types of SPWP Imported by Major Tropical Importers, 2007 .....	192
Table 5-5. Major Exporters of Secondary Processed Wood Products.....	193
Table 5-6. Types of SPWP Exported by Major Exporters, 2007.....	194
Table 5-7. Major ITTO Exporters of Secondary Processed Wood Products.....	195
Table 5-8. Types of SPWP Exported by Major Tropical Exporters, 2007.....	196
Appendix 6. UNECE Timber Committee Market Statement on Forest Products Markets in 2008 and Prospects in 2009.....	197

## Figures

Figure 1. ITTO Producers and Consumers Real GDP Growth, 1997-2011.....	5
Figure 2. ITTO Consumer Regions Real GDP Growth, 1997-2011.....	6
Figure 3. US Housing Starts, 1997-2008 .....	6
Figure 4. Japan Housing Starts, 1997-2008 .....	7
Figure 5. ITTO Producer Regions Real GDP Growth, 1997-2011.....	8
Figure 6. Major Trade Flows: Tropical Industrial Roundwood, 2007 .....	12
Figure 7. Major Trade Flows: Tropical Sawnwood, 2007 .....	13
Figure 8. Major Trade Flows: Tropical Plywood, 2007 .....	14
Figure 9. Major Tropical Log Producers .....	16
Figure 10. Major Tropical Log Consumers .....	16
Figure 11. Major Tropical Log Importers .....	17
Figure 12. Major Tropical Log Exporters .....	18
Figure 13. Sapelli Log Prices in US Dollars and Euros, Jan. 2003-Apr. 2009 .....	20
Figure 14. Major Tropical Sawnwood Producers .....	22
Figure 15. Major Tropical Sawnwood Consumers .....	22
Figure 16. Major Tropical Sawnwood Importers .....	23
Figure 17. Major Tropical Sawnwood Exporters.....	24
Figure 18. Major Tropical Veneer Producers .....	26
Figure 19. Major Tropical Veneer Consumers .....	26
Figure 20. Major Tropical Veneer Importers .....	27
Figure 21. Major Tropical Veneer Exporters .....	27
Figure 22. Major Tropical Plywood Producers .....	28
Figure 23. Major Tropical Plywood Consumers .....	29
Figure 24. Major Tropical Plywood Importers .....	30
Figure 25. Major Tropical Plywood Exporters .....	31
Figure 26. ITTO Consumer Imports of Primary and Secondary Tropical Timber Products, 1991-2008 .....	35

## Tables

Table 1. ITTO Summary Statistics .....	(v)
Table 2. Data Quality Indicators .....	3
Table 3. Tropical Primary Product Exports by Producing Regions, 2006-2008 .....	10
Table 4. Tropical Proportion of Total Imports by Major ITTO Importers, 2005-2007 .....	10
Table 5. SPWP Categories and International Trade Nomenclature Classification.....	35
Table 6. Direction of SPWP Trade For Main Partners, 2007.....	42





## SUMMARY

This Review provides data on production and trade in tropical forest products in ITTO member countries, as well as overview statistics of production and trade in all timber products in these countries. Data are presented up to and including 2008 based on estimates mostly made in the third quarter of that year; these estimates should be viewed with

caution due to the poor or missing data provided by many countries. The base year for analysis is 2007 as it is the latest year for which reliable data for most countries were available at the time of preparation. Statistics comparing tropical to all timber production and trade for all 60 ITTO member countries in 2007 are presented in Table 1.

**Table 1. ITTO Summary Statistics (2007, million)**

	Logs			Sawnwood			Veneer			Plywood		
	All	Tropical	(%)	All	Tropical	(%)	All	Tropical	(%)	All	Tropical	(%)
Production (m <sup>3</sup> )	1 280.5	143.2	( 11)	354.5	43.3	( 12)	10.3	3.6	( 35)	76.1	20.0	( 26)
Imports (m <sup>3</sup> )	123.6	13.5	( 10)	104.7	8.0	( 7)	2.4	0.9	( 37)	22.8	8.1	( 35)
Imports (\$)	15 009.1	3 293.7	( 21)	30 608.7	4 143.9	( 13)	3 371.9	951.1	( 28)	11 180.0	4 232.8	( 37)
Exports (m <sup>3</sup> )	58.2	13.0	( 22)	96.7	11.6	( 12)	3.0	1.1	( 36)	25.8	9.7	( 37)
Exports (\$)	8 079.5	3 113.9	( 38)	27 501.6	3 777.6	( 13)	3 238.3	1 005.9	( 31)	12 086.6	4 162.3	( 34)

### Production

Production of tropical industrial roundwood (logs) in ITTO member countries totalled 143.2 million m<sup>3</sup> in 2007, a year-on-year increase of 4.8%. Log production in 2008 remained virtually unchanged at 143.7 million m<sup>3</sup>, although this estimate is likely not to have adequately captured the significant production curtailment and plant closures that occurred in many major producing countries in late 2008. The proportion of tropical logs to total industrial roundwood production from all forests in ITTO member countries was 11.2% in 2007, a small rise from the 2006 level.

In ITTO producer countries, the regional disparities in the rate of domestic conversion of primary products continued. Latin America's conversion of domestically produced logs to at least primary products was highest of the three regions, remaining at over 99% in 2006-2008. In Africa, despite measures to promote value-added processing in some countries, the proportion of all logs produced that were converted domestically dropped at an aggregate regional level from 82.2% in 2006 to 80.5% in 2007. Asia-Pacific's domestic log processing rose from 89.1% in 2006 to 89.9% in 2007, reflecting both increasing domestic demand for wood-based products resulting from population and economic growth, as well as greater emphasis on producing and exporting value-added products in the region.

Tropical sawnwood production by ITTO members totalled 43.3 million m<sup>3</sup> in 2007, a marginal decline from 2006 levels. Although sawnwood production in 2008 is anticipated to have risen marginally by 2.7%, production trends differed by country and region with most of the growth occurring in the Latin American/Caribbean region. Tropical veneer production in ITTO member countries has been cyclical over the last 4 years, declining by 5.0% in 2006 to just under 3.5 million m<sup>3</sup> and rebounding to

3.6 million m<sup>3</sup> in 2007. Production is estimated to have increased to 3.8 million m<sup>3</sup> in 2008, although this trend is optimistic given the downturn in furniture consumption and furniture manufacturing in most market destinations in response to the global economic crisis. The reduction in 2006 can largely be attributed to a 29% decrease in Ghana's tropical veneer production, which recovered modestly in 2007.

ITTO producer countries' tropical plywood production has been steadily falling since 2003 to 13.5 million m<sup>3</sup> in 2007. Production is expected to have remained unchanged in 2008, based on data forecasts provided by members in mid-2008. However, this estimate is speculative, given the compounding issues of rising production costs, increasing competition and shrinking markets faced by tropical plywood manufacturers in the latter half of 2008. Malaysia and Indonesia continue to dominate tropical plywood production among ITTO producer countries, although Indonesia's production has continuously dropped in recent years, mainly due to reduction in logging quotas and crackdowns on illegal log flows that have restricted log availability for plywood production. Indonesia ceded its position as the world's largest producer of tropical plywood in 2004 to Malaysia, whose production totalled 5.5 million m<sup>3</sup> in 2007.

Some ITTO consumer countries continued to produce significant quantities of tropical timber products in 2007 and 2008. China remained the only significant tropical log producer among ITTO consumer countries (4.4 million m<sup>3</sup>), followed by Australia (45 000 m<sup>3</sup>), with the product being sourced from the tropical regions of both countries. Consumer countries produced over 2.0 million m<sup>3</sup> of tropical-origin sawnwood, 0.9 million m<sup>3</sup> of tropical-origin veneer and 6.4 million m<sup>3</sup> of tropical-origin plywood in 2007, all (with the exception of China and Australia) from imported tropical logs. In 2008, ITTO consumer countries'

production of tropical veneer and plywood is estimated to have remained at the same level while the production of tropical logs and sawnwood is expected to increase marginally, with almost all of the increase in China.

## Imports

Tropical hardwood log imports by ITTO consumer countries rose 5.6% to 11.5 million m<sup>3</sup> in 2007, following a steady decline from 2003 to 2006. In 2008, imports are expected to have declined 18% from the 2007 level. Most of this decrease is due to a sharp drop (13.6% to 7.1 million m<sup>3</sup>) in China, the main importing country, and in all other significant ITTO importing countries – Taiwan POC, Japan, the Republic of Korea, France, Italy, Spain, Norway and Portugal – as demand for raw material in the wood processing industries contracts. Although China's tropical log imports rose 7% to 8.3 million m<sup>3</sup> in 2007, demand has been strongly affected in 2008 and early 2009 by falling consumption of China's value-added wood products in export markets such as the EU and USA. Despite the downturn in tropical log imports in 2008, China's share of total ITTO imports of tropical logs has been growing, reaching 61% in 2008, up from 52% in 2004 and only 8% in the mid-1990s. China's non-tropical log imports have also increased considerably over the last 4 years, reaching 30.6 million m<sup>3</sup> in 2007, mainly from the Russian Federation. However, in 2008, non-tropical log imports were expected to have dropped 27%, as export duties on Russian log exports were being partially implemented, raising uncertainty about the sustainability of Russian log supplies, coupled with a slowdown in demand in export and domestic markets.

If imports by producing members were taken into account, total tropical log imports for 2007 were 13.5 million m<sup>3</sup>, 4.7% higher than in 2006. The 2007 log import volume for all ITTO member countries was 0.4 million m<sup>3</sup> higher than the export volume. Major non-ITTO tropical log suppliers include the Solomon Islands and Equatorial Guinea, with their log exports in 2007 estimated at 1.4 million m<sup>3</sup> and 556 000 m<sup>3</sup> respectively. Japan's imports of tropical logs have been declining in recent years. Although imports remained at the same level in 2006 and 2007 at around 1.0 million m<sup>3</sup>, they dropped to 0.7 million m<sup>3</sup> in 2008 due to Japan's contracting economy, reduced supplies from Malaysia, competition from China for available log supplies, and substitution of tropical hardwood logs by softwoods in plywood manufacture.

India maintains its position as ITTO's second largest importer of tropical logs with imports of 1.8 million m<sup>3</sup> in 2007, increasing to nearly 2 million m<sup>3</sup> in 2008. India, Thailand, and the Philippines are the only major ITTO producer country tropical log importers, India accounting for over 91% of total producer imports of 1.9 million m<sup>3</sup> in 2007, and Thailand and the Philippines together accounting for 7.6%. Thailand's tropical log imports consecutively decreased during the period 2004 to 2007, while those of the Philippines increased marginally in 2007, after having declined continuously between 2004

and 2006. A significant feature of the tropical sawnwood trade is that 60% of the global trade is within the Asia region. Although China's imports of tropical sawnwood decreased by 11.2% from 2006 to 2007, it still remained the world's largest importer in 2007, accounting for a 33.6% share of ITTO consumer country imports. In 2008, China's tropical sawnwood imports dropped to 1.9 million m<sup>3</sup> as demand contracted in the export-oriented furniture industry. Malaysia and Thailand were the next largest importers, although they are also important tropical sawnwood producers. Thailand's imports decreased 4.8% in 2007, following a sharp drop (27.1%) from 2005 to 2006. Thailand's economy and construction activity slowed in 2006 following political uncertainties, resulting in a reduction in demand for construction grade tropical sawnwood principally supplied by Malaysia. The construction industry has not fully recovered from the downturn. Japan's imports of tropical sawnwood have continued sliding downward since the mid-1990s, reaching 238 000 m<sup>3</sup> in 2007 and are expected to have plummeted 39% in 2008.

Tropical sawnwood imports by EU countries recovered from a downturn in 2006 to reach 2.7 million m<sup>3</sup> in 2007, attributed mainly to recoveries in Spain, the UK and France. In 2008, EU imports declined to 2.4 million m<sup>3</sup> and the downward slide is likely to worsen in 2009 as economic conditions in most EU countries continue to deteriorate. Imports of tropical sawnwood by all consumer countries remained relatively level at 6.3 million m<sup>3</sup> in 2007. Total ITTO tropical sawnwood imports eased to 8.0 million m<sup>3</sup> in 2007 due to a greater percentage decline in producer country markets. Total imports are expected to have further declined in 2008, to a little over 7.4 million m<sup>3</sup>.

Total ITTO tropical veneer imports contracted by 1.7% from 2006 to 2007 to 911 000 m<sup>3</sup>, and are expected to have fallen more rapidly (by 9.1%) in 2008, as demand for veneer weakened in the furniture and furnishing industries in major importing countries. The Republic of Korea remained the largest ITTO tropical veneer importer in 2007, with imports totalling 161 000 m<sup>3</sup>, significantly less than the high of 249 000 m<sup>3</sup> in 2005. France, the USA, Italy and China were also important ITTO tropical veneer importers in 2007. France and Italy expanded their imports over the 3-year period from 2005-2007. The EU imported 408 000 m<sup>3</sup> of tropical veneer in 2007 and 418 000 m<sup>3</sup> in 2008, accounting for approximately one-third of total ITTO imports. In the USA and China, tropical veneer imports plunged 58% and 41% respectively, reflecting the downturn in consumption of furniture and furnishings consumption in the US market.

Tropical plywood imports by all ITTO member countries have been dropping continuously since 2004, to 8.1 million m<sup>3</sup> in 2007, a year-on-year decline of 15.6%. Imports are expected to have dropped further by 3.2% in 2008. Japan, ITTO's largest tropical plywood importer, continues to reduce domestic production of tropical plywood in Japan due to lesser availability of

tropical peeler logs and relatively low prices of imported plywood. However, overall demand and imports of tropical plywood are decreasing. Japan's imports made up 32% of total ITTO imports of over eight million m<sup>3</sup> in 2007. The USA, also a major tropical plywood importer, cut imports by 27% in 2007 to 1.4 million m<sup>3</sup>, as demand for hardwood plywood in furniture manufacture weakened as a result of reduced consumption and uncertainty among buyers, caused by investigations of the legality of tropical plywood imports from China, the major supplier to the USA.

## Exports

ITTO producer countries exported nearly 13 million m<sup>3</sup> of tropical logs worth \$3.0 billion in 2007 with Malaysia, the largest exporter, accounting for about 35% of the volume, down from almost three-quarters of the ITTO total in the early 1990s. Malaysia's tropical log exports contracted 3% in 2007, reflecting declining log production in line with government policy to implement sustainable forest management and continued emphasis on value-added processing. Papua New Guinea, Gabon and Myanmar were the other significant log exporters. Producer exports of tropical non-coniferous logs in 2007, at 13 million m<sup>3</sup>, were about the same level as in 2006. Tropical sawnwood exports by producer members in 2007 were also at similar levels to 2006, totaling 11 million m<sup>3</sup> (worth \$3.1 billion), and are expected to have remained almost unchanged (10.8 million m<sup>3</sup>) in 2008. Exports from the Latin American region fell from 2.2 million m<sup>3</sup> in 2005 to 2.0 million m<sup>3</sup> in 2006, with strengthening currencies undermining export competitiveness.

However, exports rebounded in 2007 to 2.2 million m<sup>3</sup>. African exports also fell in 2006 (from 1.8 million m<sup>3</sup> to 1.7 million m<sup>3</sup>), reversing a steady upward trend from 2003 to 2005, before regaining some ground in 2007 to reach 1.7 million m<sup>3</sup>. Sawnwood exports from Malaysia slumped 12.4% to 2.8 million m<sup>3</sup> in 2007, reflecting increased domestic secondary processing of primary wood products and reduced demand from Thailand and other export markets. Tropical veneer exports from ITTO producer countries decreased marginally to 1 million m<sup>3</sup> in 2007, with Malaysia, the major exporter, recovering from a dip in 2006 to account for 415 000 m<sup>3</sup> of exports. Tropical plywood exports by producer members declined 2.4%, to just over 9 million m<sup>3</sup> in 2007, worth nearly \$3.5 billion. Malaysia (5.1 million m<sup>3</sup>) and Indonesia (2.7 million m<sup>3</sup>) accounted for over 80% of the total volume exported by ITTO members (9.7 million m<sup>3</sup>). Although China is not an ITTO producer, it remains the third largest exporter of tropical plywood, closely followed by Brazil.

ITTO consumer countries also exported or re-exported a substantial volume of tropical timber in 2007, mainly in the form of sawnwood and plywood exports of 589 000 m<sup>3</sup> (worth \$552 million) and 931 000 m<sup>3</sup> (\$680 million) respectively. Log and veneer exports were smaller; 125 000 m<sup>3</sup> (\$67 million) and 119 000 m<sup>3</sup> (\$291 million) respectively in 2007. Exports of tropical

logs, sawnwood, veneer and plywood by ITTO consumers dropped in 2007. The dramatic growth in China's tropical plywood exports, which had increased 75% between 2003 and 2006, ground to a halt in 2007 and plunged 60% between 2006 and 2007 to 396 000 m<sup>3</sup>.

## Prices

Prices for most primary tropical timber products and species remained strong in 2007, with some reaching record highs in response to strong demand in certain regions and restricted supplies from producer countries. Prices for many tropical primary wood products have subsequently remained relatively stable until mid-2008, before plunging as the effects of the global economic crisis took hold in major tropical wood products markets.

African log and sawnwood prices rose steadily in 2007 with those for some species reaching record highs. Price gains were attributed to greater demand (including from China and India), shortages in supply of certain species, as well as rising ocean freight rates and/or taxes and similar levies. Log export quotas were either partially or fully implemented in the Republic of Congo and Gabon, causing upward pressure on log prices. All these factors combined to encourage many producers to seek higher prices. In late 2008 and early 2009 prices eased as weakening demand in traditional export markets, particularly EU countries, had a stronger impact on prices than restrictions in supply. Prices for sapele and African mahogany followed this trend, maintaining relatively high levels in mid-2007 to late 2008 in tandem with demand remaining strong in EU markets, before retreating in response to deteriorating demand conditions.

Log prices for Southeast Asian species continued to rise in 2007, some reaching unprecedented levels. Prices reached a plateau between mid-2007 and mid-2008 as supply limitations were balanced by slowing demand conditions in major markets. Prices subsequently dropped sharply as worsening demand conditions became a more important determinant than limitations in supply. Price gains in 2007 were attributed to continued tightening of supply of Southeast Asian logs aggravated by enforcement measures against illegal logging, restrictions on log exports and reduced logging quotas in Indonesia. Asian log price rises were supported by strong demand for certain species despite some resistance to higher prices by buyers from Japan, citing the downturn in demand for plywood within Japan. The significant price gains of logs from natural forests in Asia, led by meranti, exceeded the previous high levels of early 1997. The resilience of relatively high prices for keruing and meranti during mid-2007 to late 2008 in an uncertain market was credited to continued strong demand in China, India and the Middle East.

However, by 2009, demand had plummeted and log prices declined rapidly. Until 2008, Myanmar teak log prices continued to show greater month-on-month volatility, particularly for the higher grade logs, in spite of maintaining relative year-on-year price stability in real



terms. In mid 2008, prices declined as demand for teak weakened in major markets such as India, even for teak from natural forests which had been regarded as always in strong demand. In the UK market, downward pressure on prices was also caused by a lack of availability of certified teak coupled with a shift in demand for alternatives such as iroko, eucalypts, acacias and preservative treated softwoods.

Prices for most Asian and African tropical sawnwood showed significant gains in 2007 and early 2008 as further tightening of supplies of most species dominated the trade as demand remained steady in India and China. By late 2008, tropical sawnwood demand and prices had weakened in major export markets, particularly the EU. Iroko nominal prices remained relatively firm in 2007 amid periodic fluctuations of supply from Africa and demand from EU countries, before dropping in late 2008 as demand slowed in the building and carpentry sectors in EU markets. Meranti and sapele nominal prices reached new record highs in mid-2008 with Asian suppliers benefiting more than African suppliers from the weakness of the US dollar during this period.

In late 2008, prices began to slide in US dollar terms. Prices of African mahogany (*Khaya* spp.) rose steadily until the end of 2007 as the supply of South American mahogany (*Swietenia macrophylla*) remained extremely tight. Strong price competition from alternative species (particularly meranti) and slowing demand in the USA flattened prices, which had been falling rapidly since mid-2008. There is increasing US market acceptance of African mahogany as a substitute for South American mahogany as familiarity grows among secondary products manufacturers and consumers. US demand for sapele as a mahogany substitute has also put upward pressure on its prices, which overtook iroko prices in late 2006. There is a continuing trend among some leading buyers to substitute West African sawnwoods for meranti from Malaysia, due to the latter's strong prices and supply limitation.

South American supplies of tropical sawnwood were reported to be difficult to source by buyers in 2007 and 2008 and prices rose strongly, before flattening out in early 2009. The Brazilian hardwood industry has been severely affected by hikes in production costs and government efforts to crack down on illegal logging. Exporters had been disadvantaged by a strengthening currency until late 2008 which had undermined export competitiveness. By the time the Brazilian currency weakened in relation to the US dollar in late 2008, US demand had already plummeted.

Prices for Southeast Asian plywood rose steadily to mid-2007, reflecting continued shortages in log availability, tighter control of illegal logging in Indonesia and elsewhere, bottlenecks in shipments, and higher production and material costs. Further price advances were prevented by fierce competition from cheaper Chinese combi-plywood and mounting concern over illegal logging that had led to some large importers switching

away from Indonesian plywood altogether. Prices reached a plateau in the latter part of 2007 before sliding rapidly in the last quarter of 2008 as construction activity weakened (including in Middle Eastern markets) and competition intensified between supply sources. Prices of Brazilian white virola plywood, the most popular Brazilian product, rose in steps in 2007 and, in contrast to other tropical plywood products, have remained steady in 2009. White virola's competitiveness had increased as the Brazilian currency weakened relative to the US dollar despite a declining market, and as white virola plywood remained in very short supply.

## Secondary Products

Although exports of secondary processed wood products (SPWPs) have been expanding steadily since ITTO began regularly tracking them in the mid-1990s, growth in exports by ITTO producer countries began to slow in 2007. In value terms, exports of SPWPs by these countries rose 2.2% in 2007 to \$11.5 billion, with most of the growth occurring in Malaysia and to a lesser extent, the Philippines and Colombia. Six leading ITTO producer countries (Indonesia, Malaysia, Brazil, Thailand, Mexico and the Philippines) accounted for 93% of total ITTO producers' SPWP exports in 2007.

Expansion in the export value of SPWPs by ITTO consumers between 2006 and 2007 was strong (12.5%), due to continued growth in China's exports and a surge in EU countries, particularly Poland. Chinese SPWP exports rose 14% from 2006 to 2007, to over \$16.1 billion, consolidating its position as the world's largest SPWP exporter. This compares with exports of only about \$2 billion a decade earlier. China's rapid expansion during this period is largely attributed to global growth in demand for price competitive wooden furniture, particularly in the USA, aided by low cost manufacturing in Southern China by joint venture companies from the USA, Taiwan POC and other Asian producers. In late 2007 and early 2008, the competitiveness of China's export-oriented furniture industry was affected by sharp increases in the costs of raw materials, labour and transport as well as the continuing appreciation of the Chinese currency and a reduction in export tax rebates. In late 2008, the impacts of the global financial crisis became apparent with demand for furniture plummeting, particularly in the USA – the major country destination for exports of wooden furniture and parts.

Although not an ITTO member country, Vietnam is a major tropical producer of SPWPs that has maintained spectacular growth in exports over the last 5 years, expanding 31% by value from 2006 to 2007, to \$3.0 billion. The USA and Japan remained the two largest markets for SPWPs from ITTO producers in 2007, making up 20% and 41% of their total SPWP markets respectively. The USA was the main SPWP market for both ITTO producers and consumers in value terms (\$4.7 billion and \$16.8 billion respectively), although the USA's imports from both ITTO producer and consumer countries declined by 10.4% and 4.0% respectively between 2006 and 2007 as the effects of the

sub-prime mortgage crisis began to undermine demand for SPWPs. In 2008 and early 2009, US demand for SPWPs is expected to continue falling due to a deteriorating market resulting from a weakening housing sector and reduced consumer wealth and spending. Although the EU imported a relatively small proportion of SPWPs from ITTO producers (15% of the EU SPWP market in 2007), the actual size of the market was large, with imports

from ITTO producers valued at \$4.1 billion in 2007. EU imports of SPWPs increased by 18.5% from 2006 to 2007, before falling in 2008 and early 2009, particularly in the UK, the largest single country importer of SPWPs in the EU. Although the value of SPWP imports by ITTO consumers from ITTO producers has grown rapidly over the last decade, imports had remained relatively level at \$11.1 billion for 2006 to 2007.



# 1. INTRODUCTION

## Overview

This report reviews developments in the global timber sector and wood markets, with a focus on tropical timber, in 2008. It contains data series on production and trade for 2004-2008, with a focus on the past three years. The year 2007 is used as the base for all global comparisons and ITTO summary totals as this is the latest year for which reasonably reliable data for most countries were available at the time of preparation.

In 2008, ITTO producer and consumer countries, particularly traditional tropical timber markets such as the USA and the EU, were affected by the deteriorating global economic conditions, with demand-side factors becoming more important determinants of the tropical timber trade than supply related factors. China, the major importer of tropical logs and sawnwood, maintained a fairly robust increase in imports in 2007 but demand began to slow in 2008 and early 2009 as export demand slackened for wooden furniture and other finished products produced from imported tropical primary products. Japan remained the largest tropical plywood importer but imports continued to drop in 2007 and 2008 due to substitution by softwoods and other composite products and waning domestic demand. Although exports of secondary processed wood products have been expanding steadily since ITTO began regularly them, growth in exports by ITTO producer countries began to slow in 2007. China, an ITTO consumer country, continued to dominate the trade in secondary processed wood products (SPWPs) even as deteriorating global economic conditions began to impact on demand for China's SPWPs in traditional markets. A significant rationalisation of the wood processing sector in China (and other producer countries) has occurred, particularly affecting small and medium-sized enterprises. Although China's production of wooden furniture and other SPWPs is based on significant volumes of imported tropical hardwood primary products, China constitutes a major competitor to ITTO producer countries in SPWP markets.

Although the global economic outlook and general prospects for tropical hardwood markets remained highly uncertain in the first quarter of 2009, forests and wood products had many positive factors still working in their favour, including: the impact of the crisis on wood prices being less pronounced than on other commodities as trade plays a lesser role than for many other commodities; the versatility of wood utilization allowing more diversified market opportunities, the inherent flexibility of forest management allowing adjustments to changing economic conditions; and the possibility of combining timber, non-timber forest products and environmental services to seek optimum mixes of forest output in varying economic conditions. ITTO and its member countries have remained fully committed to implementing sustainable forest management in the tropics, including reducing

emissions from deforestation and forest degradation (REDD), and carbon sequestration through restoration, thus contributing to strategies aiming at addressing the issue of climate change. Over the last decade, interest has grown in regulatory, market-based and other schemes of payment for environmental services (PES) derived from forests, although the actual development of market-based PES mechanisms in developing countries has been slow. In 2008, ITTO has launched its thematic programme on Reducing Deforestation and Forest Degradation and Enhancing Environmental Services in Tropical Forests (REDDES) with a strategic focus on reducing deforestation and degradation through the sustainable management of primary forests, and restoration and rehabilitation of secondary forests and degraded areas with a view to enhancing all the environmental services provided by tropical forests.

ITTO continued to participate actively in the work of the UN Forum on Forests (UNFF) in 2007 and the Collaborative Partnership on Forests (CPF) established to support the Forum's work. The Organization dispatched additional missions to member countries to promote sustainable forest management in 2008. ITTO also continued to strengthen its collaboration with the various processes aimed at establishing criteria and indicators for ascertaining the status of forest management (Montreal, Tarapoto, ATO etc.). ITTO convened additional national level field training workshops in 2008 to encourage forest management unit level reporting based on its revised Criteria and Indicators for the Measurement of Sustainable Management of Tropical Forests. ITTO also continued work on forest law enforcement (FLE) in 2008, convening a regional workshop on improving forest law compliance and governance in Africa and initiating a thematic work programme on Tropical Law Enforcement and Trade (TFLET) which was launched in early 2009. Full reports on all these activities are contained in relevant reports to the Council or available from the Secretariat.

The Convention on International Trade in Endangered Species (CITES) continued to expand its work in regulating the trade in tropical timber. ITTO was active in collaborating with CITES to build capacity to implement CITES requirements for listed tropical timber species.

Partly due to concerns over forest law enforcement and legality of timber supplies, timber certification and responsible purchasing policies remained topical in 2008 for both ITTO producer and consumer countries. The EU intensified efforts to tackle illegal logging through the EU Forest, Law Enforcement, Governance and Trade (FLEGT) initiative and a new draft regulation on recognizing the efforts of producers and traders who invest in ensuring the legality of their products. FLEGT negotiations were being conducted involving the development of legality licensing systems under the terms of Voluntary Partnership

Agreements (VPAs) with several tropical producer countries. In the USA, amendments to the Lacey Act were effected in 2008 to assist in efforts to combat illegal logging. Many other relevant developments have taken place in 2008 in ITTO member countries. This Review attempts to summarize some of these in relation to their impacts on the production and trade in tropical timber.

## Scope and Structure

This Review includes data appendices on total timber production volumes and trade volumes/values for all ITTO members. These data are included to assist placing tropical timber in a global context, as called for in the ITTA (1994). However, as recommended by the 1997 Technical Working Group on ITTO's Statistical Functions, the focus of the Review remains on tropical timber. The Review consists of four substantive chapters. The first chapter summarizes developments in major markets for tropical timber. This chapter includes a discussion of current and projected economic conditions in many countries. The second chapter provides an analysis of production, consumption, trade and prices for the primary tropical timber products covered by the ITTA (tropical logs, sawnwood, veneer and plywood). The third chapter describes trade in secondary processed wood products (SPWPs) with a focus on tropical countries where these products are playing an ever greater role. The final chapter of the Review provides brief notes of relevant trends and developments in ITTO member countries not covered elsewhere.

## Data Sources and Limitations

Statistics in the Review have been derived from members' responses to the 2008 Joint Forest Sector Questionnaire (JQ) wherever possible; the JQ can be downloaded from the ITTO website ([www.itto.or.jp](http://www.itto.or.jp)) and includes definitions of all products covered here. ITTO is responsible for sending the JQ to all of its producer members and Japan, while responses from other consumer members are forwarded from JQ partner agencies (UNECE, Eurostat and FAO). The number of countries responding to the 2008 JQ was the same as the response level in 2007 (42 replies from 60 members). Only 18 of 33 producer countries (19 of 33 in 2006) responded, while 24 of 27 consumer countries provided at least partial responses in 2008. Cameroon, Central African Republic, Democratic Republic of Congo, Nigeria, Republic of Congo, Togo, Fiji, India, Luxembourg, Myanmar, Papua New Guinea, Thailand, Vanuatu, Bolivia, Guatemala and Trinidad and Tobago, China and Nepal did not respond to the 2008 JQ.

Unless otherwise indicated, all value units quoted in this Review are in nominal US dollars, while volumes are reported in cubic metres. "Tropical timber," as defined in ITTOs governing treaty (ITTA, 1994), includes only tropical hardwood saw and veneer logs, sawnwood, veneer and plywood. This Review includes tropical softwoods (coniferous species), which are of growing importance to many countries, in the figures given for all timber. As trade figures for saw and veneer logs are impossible to

collect from existing customs classification systems, which do not distinguish between different types of industrial roundwood, figures for log trade and production given in the Review now refer to total industrial roundwood.

Estimates of trade figures for Hong Kong, Macau Special Administrative Regions (SAR) and Taiwan Province of China (POC) have been largely based on UN COMTRADE data (if available) since none of the three provide statistics directly to ITTO. Trade flow statistics for many developed countries are also derived from COMTRADE since most developed countries do not complete the direction of trade tables in the JQ. This often gives rise to difficulties when the aggregate totals given by the countries in the JQ do not match with the corresponding trade figures reported in these databases.

As in previous years, many of the statistics that were received from members via the JQ contained significant and obvious errors in one or more data categories. Only 8 producer and 6 consumer members met the 15 August 2008 deadline for responding to the JQ and some of the remaining 28 responses were received at ITTO Secretariat as late as March 2009, thereby depriving the Secretariat of sufficient time for analysis and clarification where necessary. Table 2 shows a breakdown of responses to the JQ, illustrating the problems that many countries still encounter in providing information to ITTO and in providing a subjective indicator of the quality of the data on which this Review is based.

Many members substantially revised statistics for 2005-2007 in the 2008 JQ they submitted. This, together with the detection of errors, resulted in several modifications and amendments to statistics; the data series presented here can differ (even substantially) from those in previous editions of the Review. Several supplementary sources were consulted to verify members' responses to the JQ, to fill in incomplete or obviously incorrect responses and to provide data for non-responding countries.

These supplementary sources are listed in the References as well as in the notes preceding the Appendices. Estimates of production and trade are, where possible, derived for incomplete responses and non responding countries based on direction of trade statistics reported by trading partners, information on processing capacity (if available) and the other sources listed. Comparisons with global totals or totals for all tropical countries for primary products are based on statistics from the FAOSTAT database, the latest summary of global forest statistics available. All other data used in the preparation of the Review are compiled in Appendices 1 – 5.

Most members that responded to the 2008 JQ reported at least some categories of data for both 2007 and 2008. Many members were not able, however, to report any partial year data or forecasts for 2008; caution should therefore be exercised when interpreting the estimates for these countries and the ITTO totals for 2008 provided in



this Review. Countries for which estimates were made (or alternate sources used) are identified by the superscripts used in the Appendices. Where countries provided estimates for 2008, an added uncertainty regarding the accuracy of these estimates has been the rapid escalation of the global financial crisis, the impact of which has been more pervasive than anticipated.

Despite the best efforts of the Secretariat to ensure data consistency and accuracy it should be noted that discrepancies exist between available data sources in many categories, for both producing and consuming

countries. The final statistics compiled for presentation here are the result of analysis and synthesis of the available data sources by the Secretariat, and of consultations with member countries and other agencies.

The cooperation of those countries that responded to the 2008 Joint Forest Sector Questionnaire is gratefully acknowledged, as is the support of the FAO Forestry Department, the UNECE Timber Section, Eurostat Unit F-1, the United Nations Statistical Office, and the ITTO Market Information Service in providing relevant primary and supplementary data for the Review.

<b>Table 2. Data Quality Indicators</b>	
No responses: (18 of 60 countries)	<i>Bolivia, Cameroon, Central African Republic, China, Democratic Republic of Congo, Fiji, Guatemala India, Luxembourg, Myanmar, Nepal, Nigeria, Papua New Guinea, Republic of Congo, Togo, Thailand, Vanuatu, and Trinidad and Tobago.</i>
Good responses: (28 of 42 countries)	<i>Austria, Brazil, Canada, Colombia, Egypt, France, Germany, Gabon, Ghana, Guyana, Honduras, Ireland, Japan, Malaysia, Mexico, Netherlands, New Zealand, Norway, Panama, Peru, Philippines, Poland, Portugal, Republic of Korea, Spain, Suriname, United States, Venezuela.</i> <ul style="list-style-type: none"> <li>●All major sections complete.</li> <li>●Internally consistent (material balance, year on year trends, unit values, compatibility between tables).</li> <li>●More or less consistent with trade partner reports.</li> </ul>
Incomplete or erroneous responses: (14 of 42 countries)	<ul style="list-style-type: none"> <li>●Tropical trade data missing or unusable: 7 of 24 Consumer responses.</li> <li>●Tropical production data missing or unusable: 7 of 24 Consumer responses.</li> <li>●Production data missing or unusable: 8 of 18 Producer responses.</li> <li>●Tropical species trade data missing or unusable: 9 of 18 Producer responses; 10 of 24 Consumer responses.</li> </ul>



## 2. MARKET DEVELOPMENTS

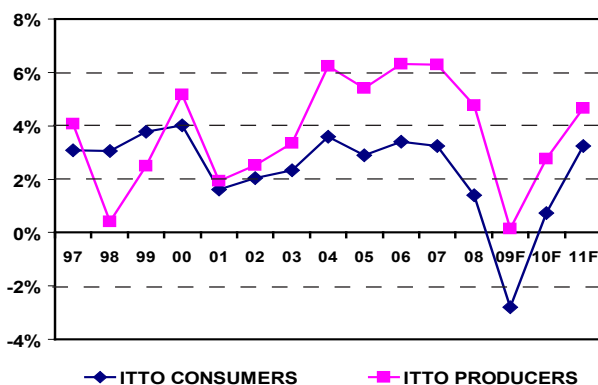
This chapter provides a brief analysis of general developments in tropical timber markets as well as an overview of tropical timber trade in 2007-2008. The analysis is based on responses to the JFSQ submitted by members, International Monetary Fund (IMF) statistics and a review of other available literature.

### Economic Trends

#### Global

In 2008 the world economy entered a major downturn following years of strong and sustained growth built on the integration of emerging and developing economies into the global economy. The subprime mortgage crisis that unfolded in 2007 developed into a credit crisis in 2008 that caused major disruptions to financial institutions in the USA and Europe, and has been pushing the global financial system “to the brink of systemic meltdown”. By October 2008 the global financial crisis had transformed into a global economic crisis with the period to date being characterized by major imbalances in global financial, housing and commodity markets, declining business and consumer confidence and exceptional uncertainty regarding the global financial and economic outlook.

The IMF’s update of the World Economic Outlook in January 2009 estimated that world output (real GDP) had slowed substantially to 3.4% in 2008 and was projected to fall further to 0.5% in 2009, the lowest rate since World War II. Following a dramatic worsening of the global financial crisis in early 2009, a further downward revision of IMF’s estimates was provided in IMF’s brief to the Group of Twenty (G-20) industrialized and emerging market economies in March 2009. The new assessment projected real GDP to contract by -0.5 to -1.0% in 2009 on an annual average basis – the first such fall in 60 years. IMF noted that “a mutually reinforcing negative feedback loop between the stalling real economy and the financial sector had intensified, with prospects for recovery before mid-2010 receding”.



Source: IMF 2009

**Fig. 1: ITTO Producers and Consumers Real GDP Growth 1997-2011**

Although global growth is still forecast to stage a modest recovery in 2010, IMF notes that this is conditional on comprehensive policy steps to stabilize financial conditions, sizeable fiscal support, gradual improvement in credit conditions, a bottoming of the US housing market, and the cushioning effect from sharply lower oil and other major commodity prices. They warn that “delays in implementing comprehensive policies to stabilize financial conditions would result in a further intensification of the negative feedback loops between the real economy and the financial system, leading to an even deeper and prolonged recession.”

Figure 1 shows the trends in GDP growth for ITTO producers and consumers over the last 10 years. GDP growth in the advanced economies was estimated at 2.7% and 0.8% in 2007 and 2008 respectively, and at the end of 2008, these economies entered their deepest recession since World War II. IMF’s March 2009 projections show a significant contraction in GDP growth in 2009 for the developed economies, slowing to within a range of -3.5% to -3.0%. Although a modest recovery is projected in 2010, IMF notes that this is conditional on more concerted policy actions to stabilise financial conditions and bolster demand.

Economic performance in the emerging market and developing economies has outgrown the advanced economies since 1990. However, spillovers from the recession in developed economies resulted in real GDP growth slowing considerably from 8.3% in 2007 to 6.1% (on an annual basis) in 2008. In 2008, growth was more resilient in commodity-exporting countries, which were still benefiting from high commodity prices. By contrast, the countries with the strongest links to the USA and Europe slowed markedly. GDP growth is projected to fall further to between 1.5% and 2.5% in 2009, resulting from falling export demand and financing, lower commodity prices and much tighter external financing constraints. The IMF’s latest projections note that many emerging economies have been cushioned from the full impact of the economic shock because they have adopted stronger economic frameworks than in the past and that although they will experience serious slowdowns, their growth is projected to remain at or above rates seen during previous global downturns. Their share of world growth is expected to continue to climb while that of developed economies will continue to fall. However, at the individual country level there is serious risk that a growing number of emerging economies will not have sufficient means to stimulate their economies, with restricted access to foreign financing and a risk of growing protectionism that will restrict their access to export markets where demand has already been reduced.

Inflation pressures rose in the first half of 2008, with headline inflation reaching the highest rates since the late

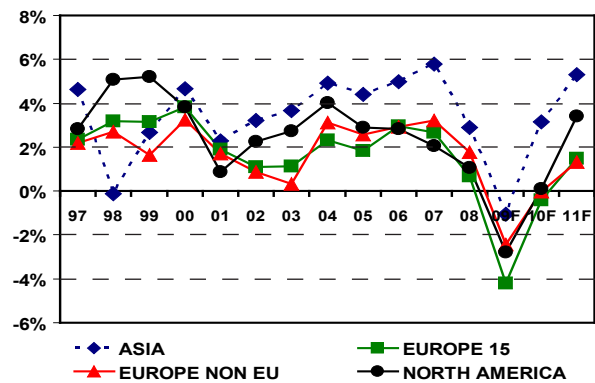
1990s, pushed up by the surge in fuel and food prices. The emerging and developing economies are more vulnerable to inflation spillovers because of their greater resource intensity, less-well-established policy frameworks, and more rapid rates of growth. During this period, inflation accelerated in these economies because of the greater weight of food prices in consumption. By contrast, oil price increases played a more significant role in spurring inflation in the developed economies. Since commodity prices peaked in mid-2008, the slump in global demand has led to a collapse in commodity prices with oil prices, for example, declining by over 60 percent from the peak in July 2008, although they remain higher in real terms than during the 1990s. This has eased inflation pressures. The IMF January update of the World Economic Outlook predicted CPI inflation (year-on-year change) in the advanced economies to ease to 0.3% in 2009 and 0.8 % in 2010. In the emerging and developing economies it is also expected to decrease to 5.8% in 2009 and 5.0% in 2010. An updated IMF report (April 2009) predicts deflation in the Japan and the USA in 2009 and 2010, which threatens to undermine the financial system and deepen the recession.

Over the last year the global financial stress has continued to fuel sharp currency movements in many ITTO member countries, with the dollar and yen continuing to appreciate in real terms and the strengthening of the yen particularly pronounced. The Chinese renminbi also continued to appreciate over the last year, while the Brazilian real, Korean won, Mexican peso and Indonesian rupiah all experienced significant depreciations. Year-on-year growth in world trade volume (exports plus imports) slowed in 2008 to 4.1% and, according to a recent IMF update (April 2009) is forecast to shrink to -11.0% in 2009, the largest one-year decline in trade since the Second World War. This is a major concern for the global economic outlook. Countries with the strongest trading link with the USA and Europe – particularly in the Asian region, such as Singapore, Japan, and Taiwan – have been particularly affected by the downturn in demand and trade. The IMF also notes the threat of rising protectionist pressures on trade resulting from large imbalances in trade flows, and that adoption of protectionist trade measures will impede a prospective economic recovery from the current crisis.

UNCTAD notes that foreign direct investment (FDI) inflows decreased 21% in 2008 with the greatest impact being in developed countries, many of which had net outflows. FDI flows to developing countries were still growing in 2008, albeit by only 4% after a rise of 21% in 2007. The International Labour Organization forecasts a dramatic increase in unemployment worldwide and in the number of working poor; global unemployment levels could rise from 18 million to 30 million workers in 2009, and more than 50 million if the situation continues to deteriorate. Most of the rise will be the result of the recession, but some will be attributable to the fall in trade (exporting companies will lay off workers) and some to declining investment (lack of industrial expansion and job creation).

### ITTO Consumers

Figure 2 shows trends in GDP growth for ITTO consumer regions from 1998 to 2009.

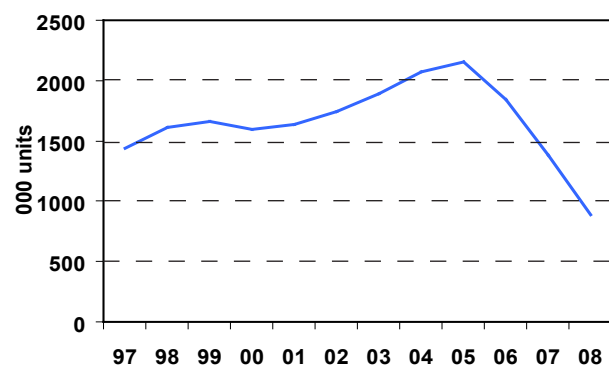


Source: IMF 2009

Fig. 2: ITTO Consumer Regions Real GDP Growth 1997-2011

### The USA

The USA, the world's largest economy, has suffered most from the direct effects of the global economic and financial crises that originated in its own subprime mortgage market. Since the significant downturn in the latter part of 2007 related to corrections in the residential housing sector, the crisis reached a new phase in 2008 with dramatic impacts on US and global financial institutions and markets. While export growth was strong in the first three-quarters of 2008, buoyed by high commodity prices and a weakening US dollar, the economy contracted in the last quarter of 2008 and early 2009 as consumer and business confidence declined. The IMF estimated real GDP growth at 1.1% in 2008, down from 2.0% in 2007. Despite the introduction of measures aimed at supporting key institutions, stabilising markets and bolstering confidence, real GDP growth is projected to contract in 2009 by -2.6%. The IMF's assessment of the global economy in March 2009 expects growth to turn positive only as early as the third quarter of 2010, and this will be dependent on the assumption "that financial market conditions improve relatively rapidly in the second half of 2009 based on the implementation of a detailed and convincing plan for rehabilitating the financial sector, as well as continued policy support to bolster domestic demand".



Annual data, new privately owned housing starts

Source: US Census Bureau

Fig. 3: US Housing Starts 1997-2008

US household consumption, which represents a significant component of economic activity, began to contract in the second half of 2008, reflecting the continuing downturn in the housing market, falling house prices, the weakening equity market and rising rates of foreclosures. Although the IMF notes that housing affordability has improved and there are signs that housing valuations are moving closer in line with historical trends, household net wealth to GDP has dropped significantly. US consumers have been further pressured by rising unemployment, after a period of relatively low unemployment in recent years. Housing starts have continued to trend downwards in 2008 (Figure 3), reaching an historic low of 892,000 in 2008, a year-on-year decline of 35%. Although month-on-month housing starts grew in February 2009, it is uncertain whether the housing market has reached bottom given the continued downward pressure on housing demand and prices.

### European Union

Average GDP growth in the Euro area countries slowed significantly to 0.9% in 2008 with economic conditions deteriorating rapidly throughout the region in response to rising oil prices and tightening financial conditions. The IMF's March 2009 projections show a marked contraction in GDP in the Euro area to -3.2%, reflecting a sharp collapse in external demand, the impact of housing market corrections in some member states (which began later than in the USA), and an intensification of financing constraints. The impact of falling external demand has been larger and policy stimulus more moderate than in the USA, though other measures such as unemployment pay and welfare payments are somewhat larger in the Euro area.

Much of the forecast contraction in GDP growth in the Euro area region is due to the deteriorating outlook for Germany where the economy is expected to contract by -2.5% in 2009. Germany, France and Italy, the Euro area's three biggest economies, have experienced a rapid decline in industrial production as the strong euro and weakening global demand have impacted their export sectors. France and Italy's GDP growth in 2008 was 0.8% and -0.6% respectively and forecast to contract to -1.9% and -2.1% respectively in 2009. Domestic consumption and consumer confidence in the Euro area have declined – falling particularly dramatically in Spain, Ireland and the United Kingdom. The European economy is expected to remain depressed for at least the remainder of 2009, with tentative hopes of a recovery in 2010, the IMF forecasting GDP growth in the Euro area to turn around to 0.2% in 2010.

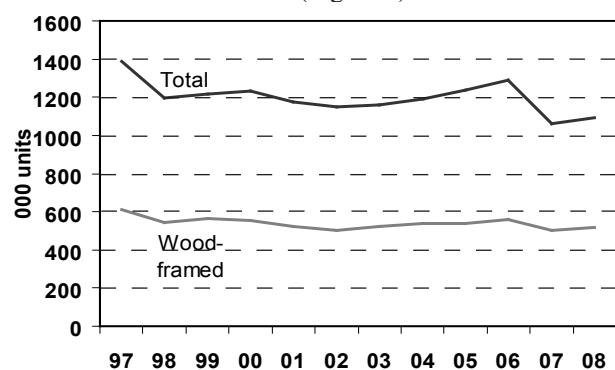
Construction activity continued to weaken in 2008 in response to deteriorating economic conditions in the region, particularly in Spain, Ireland and the United Kingdom. In early 2009, there were indications that the downturn would be more pervasive across the Euro area than just being concentrated in previous construction “boom” countries. Although the tightening of global credit conditions has most severely affected the residential

sector, the non-residential and civil engineering sectors are also being negatively impacted by the economic crisis. EUROCONSTRUCT estimates construction output to contract to more than -4.0% in 2009 and to recover marginally in 2010 largely from a recovery in civil construction and renovation, with housing construction not expected to recover until 2011. Construction activity in the region is also likely to be influenced strongly by political focus on combating global warming and increased emphasis on the role of sustainable construction in achieving EU targets for reducing greenhouse gas emissions.

### Japan

Although GDP growth in Japan held up through the first quarter of 2008, rising commodity prices and weakening external demand resulted in a year-on-year contraction in GDP growth of -0.7% for 2008, well below the average for advanced economies of 0.8%. The IMF notes that in Japan, “the sharp fall in output reflects plunging net exports and business investment and faltering private consumption. The financial sector – though not at the epicentre of the crisis – is also suffering ill effects, weighing upon growth prospects”. Economic commentators note that Japan's economy has been overly dependent on exports, with net exports accounting for almost half of Japan's total GDP growth in the five years to 2007. Exports have also benefited from an undervalued yen relative to other major currencies and from high global demand, particularly in the USA. As the yen appreciated against other major currencies in 2008, and demand for Japan's high-value products declined, industrial output and total exports have plunged, with industrial production declining by 38% in the year to February 2009.

Residential housing starts declined significantly in the last quarter of 2007, reaching a low of 1,060,731 units in 2007, the lowest level since 1967 (Figure 4).



Source: Japan Lumber Reports, various issues

Fig. 4: Japan Housing Starts 1997-2008

The sharp decline was due to poor implementation of the Building Standard Law in mid-2007, the new rules intended to crack down on the falsification of earthquake resistance data for buildings. Although the Japanese housing industry had adjusted to the new rules in 2008, housing starts continued to remain low by historical standards at 1,093,485 units, as economic conditions and consumer confidence deteriorated. Housing starts in



early 2009 suggest a seasonally adjusted annual rate in 2009 of less than 1 million units, reflecting the continued weakening of the domestic economy, rising unemployment and declining household incomes.

The IMF's March 2009 projections show a marked contraction in GDP growth in 2009 to -5.8% but a recovery is not anticipated in 2010, with growth continuing to contract although at a lesser rate of -2%. In the longer term, the Japanese economy continues to be impacted by a rapidly ageing population and rising public debt. Japan has had zero population growth for the last five years and a declining and ageing workforce, with the ratio of those aged over 65 to those of working age rising from 14% in 1980 to an estimated 34% in 2008. It is forecast to rise to 49% by 2020.

### China

China's economy continued to grow at relatively high levels in 2007 and 2008, although GDP growth had decelerated from over 11% in 2007 to 9% in 2008. The IMF projects GDP growth to slow to 6.7% in 2009, although this growth remains impressive given that all other major economies will be in recession. The slowdown in 2008 reflected weaker exports as global export markets declined, and the government's tightening of monetary policy to curb inflation and an overheated property market. China has a relatively low public debt to GDP ratio, giving it more room for fiscal stimulus than many other economies. GDP growth is expected to be supported in 2009 by China's very strong policy stimulus package which involves spending in public works, social welfare and tax reform, including a reform of the VAT system which allows firms to deduct purchases of fixed assets, to encourage upgrade of capital equipment.

In addition to the effects of the economic downturn on China's export markets, the prospects for export growth may be affected by a lack of protection of intellectual property rights, growing protectionism in key export markets and rising labour costs in manufacturing, which are contributing to the rapid growth in the manufacturing base in other parts of Asia – particularly Vietnam, Malaysia, Indonesia and India. Manufacturing investment and imports of items which support the manufacturing export sector are expected to slow in 2009 in line with export trends.

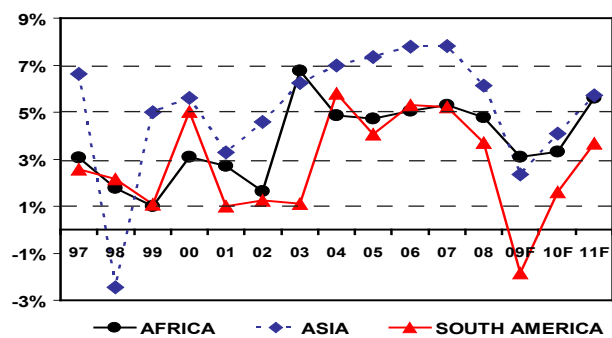
Growth in residential property investment is expected to continue to decelerate in 2009, reducing demand growth in the construction commodity industries. However, the weakening of investment in residential housing is not as serious as in many developed economies. China does not have an oversupply of housing at the national level; urbanisation and rising incomes are expected to continue to support demand for housing. The government has been attempting to increase the contribution of private consumption to overall growth, with consumption expected to also be supported by rising incomes and relatively low levels of household debt. However, analysts suggest that

despite attempts to increase domestic demand, China's economy remains overly dependent on exports, the government having also reinstated tax rebates on exports in late 2008.

China's demographic profile continues to be a risk to China's manufacturing base and stability in the medium-longer term. The working age population is expected to peak in 2011, stagnate in size and then start to decline by 2019. Some analysts consider that even the relatively robust growth expected in 2009 would be insufficient to create enough jobs to prevent unemployment (and consequent social instability) from rising.

### ITTO Producers

Figure 5 shows GDP growth trends in ITTO producer regions from 1998 to 2009.



Source: IMF 2009

Fig. 5: ITTO Producer Regions real GDP Growth 1997-2011

In the ITTO Asian producer countries, GDP growth continued to slow in 2008 to 6.1% having reached a peak in 2006 of 7.8%. Asian producer countries have experienced relatively high population growth and affluence and until recently, significant GDP growth rates since the Asian economic crisis in 1998. Asian producer countries have been impacted by the collapse in global demand although with the exception of India, Asian countries have low public debt to GDP ratios, giving them more room for fiscal stimulus than other emerging economies. Indonesia's domestic demand accounts for two-thirds of GDP; although it is vulnerable to sharp falls in the prices of commodities such as palm oil and coal, it is not as vulnerable to declines in export markets compared to many other countries. The IMF estimated Indonesia's GDP growth at 6.1% in 2008 and projected to ease to 3.5% in 2009. In comparison with China and other Asian producer countries, India's exports represent a smaller share of GDP but the Economist notes that a significant risk to India's economy is the large proportion of investment by foreign investors, which has now declined. India's GDP growth is projected to decline to 4.5% in 2009, from 7.3% in 2008.

ITTO African producer countries have had limited foreign ownership of banks and stringent controls on foreign exchange, thus limiting exposure to the sub-prime market which has caused havoc in other regions. In Africa, GDP

growth slowed to 5.2% in 2008 from 8.3% in 2007. In 2009, growth is expected to slow further, particularly in commodity exporting countries, and several countries will experience reduced demand for their exports, lower remittances, and foreign direct investment, while aid flows will be under threat. The IMF notes that in the Middle East, the effects of the financial crisis have been more limited. Despite the sharp drop in oil prices, government spending is largely being sustained to cushion the toll on economic activity.

In 2008, GDP growth in South American producer economies slowed on 2007 levels, dropping to 5.2%. The IMF notes that tight financial conditions and weaker external demand are a drag on economic growth in the region, with growth in Brazil decelerating sharply because of falling commodity prices and declining exports while Mexico is projected to enter a recession because of strong trade links with the USA. Brazil is included along with Russia, India and China by investment bank Goldman Sachs as the four BRICs – the developing economies that would share dominance of the world economy by 2050 – but has not yet achieved its economic potential. Despite Brazil's currency experiencing a significant depreciation relative to the US dollar from July 2008, exports have continued to decline because of weakening consumer demand in export markets, including the USA.

## Tropical Timber Trade Overview

The direction of trade tables for 2007 in Appendix 2 were derived from responses to the 2008 Joint Forest Sector Questionnaire (JFSQ) and other sources listed in the notes accompanying the Appendices. Minor trade flows are not included in Appendix 2, with only the top twelve importers and exporters for each product included. These countries accounted for over 90% of total trade in the four products in 2007. Directions of trade statistics are not collected directly via the JFSQ from most consumer countries. Data for UNECE and other countries that did not provide trade flows via the JFSQ was extracted from the UN COMTRADE database where available. This often caused difficulties in many cases where figures aggregated from these databases were significantly different from the total trade figures provided in the JFSQ. Directions of trade for tropical logs, sawnwood and plywood are also depicted in Figures 6, 7 and 8 for major trade flows.

Total values (US dollars) of 2006 and 2007 imports and exports by product are summarized in Appendix 1, together with unit values based on reported trade volumes. Value data is reported poorly or not at all by many member countries. Values have in many cases been estimated using average unit values. Many countries made errors or omissions in providing trade data, particularly by failing to distinguish tropical wood imports and exports from those of all timbers. Many countries also have serious problems in their customs statistics for tropical timber, with misclassification of imports and failure to count tropical species/ products grouped in "Others" categories

of customs classification systems. If available, other data sources were used when data provided was obviously flawed. Entries in the tables of Appendix 2 consist of exporters' reports (*italicised*) and importers' reports (**bold**).

The discrepancies as illustrated by many of these entries can be due to a number of factors, as detailed in ITTO's studies of trade statistics discrepancies under Council Decision 6 (XXXI). Carelessness or inadequate training of reporting officials or correspondents is often a prime reason; this can only be remedied with better training and supervision, particularly in the application of customs classification systems. Problems with consistency in conversion factors (some countries report weights and/or surface areas instead of volumes) and/or product definitions can explain some discrepancies. Also, different scaling or measurement systems are sometimes used in different countries. Definitions of the reporting period may differ from exporter to importer, or shipments sent at the end of one period may not arrive until the following. Imports destined for re-export may not be correctly recorded, and (re-) exports of tropical timber from non-tropical countries may not be recognized as tropical by the importing country. Finally, timber theft as well as smuggling and transfer pricing to avoid tariffs, quotas and/or taxes have been documented for several tropical forest products and in several countries. It is clear that if ITTO is to fulfill its mandate of ensuring greater transparency in the tropical timber market, major improvements in the collection and reporting of trade statistics are still required, in both producing and consuming countries. The sections on exports in this and the next chapter use exporters' reports unless stated otherwise; those on imports use importers' reports.

### Exports

The composition of primary tropical timber exports for 2006-2008 from the ITTO producing regions is shown in Table 3. The contribution of logs to total primary timber exports of ITTO producers (in terms of both value and roundwood equivalent – rwe – volume) has fallen dramatically from over 60% in the 1980s to 24% in 2008. Only Africa continues to export a significant volume of tropical logs compared to processed primary products, with log exports making up 20% of Africa's log production and 46% of Africa's total export volume in 2008. In the Asia Pacific region, log exports have been significantly replaced with the export of secondary processed primary products, as detailed in Chapter 4. Asian log exports made up just over a fifth of Asia's total primary product export volume in 2008 (about 11% of log production).

Latin American tropical log exports are a small fraction of both production and total primary exports. Total roundwood equivalent export volume as a percentage of log production decreased marginally in Latin America from 1.2% in 2006 to 1.1% in 2008 and in Asia-Pacific from 11.0% to 10.2%, but increased in Africa from 17.7% to 19.7%. Total ITTO producer member exports (rwe)

**Table 3. Tropical Primary Product Exports by Producing Regions, 2006-2008 (1000 m<sup>3</sup> rwe).**

Region	Log Production			Log Exports			Processed Exports			Total Exports		
	2006	2007	2008	2006	2007	2008	2006	2007	2008	2006	2007	2008
<b>Africa</b>	18 780	18 150	18 038	3 329	3 536	3 547	4 158	4 352	4 194	7 487	7 888	7 741
<b>Asia-Pacific</b>	83 796	88 861	88 915	9 108	9 013	9 033	32 787	32 309	31 396	41 895	41 322	40 429
<b>Latin America</b>	31 008	31 824	31 668	365	371	353	5 740	5 603	5 797	6 105	5 974	6 150
<b>Total</b>	133 584	138 834	138 620	12 802	12 920	12 933	42 685	42 226	41 387	55 487	55 146	54 320

of tropical primary products have declined since 2006, to 54.3 million m<sup>3</sup> in 2008. Lower levels of primary product exports from all three regions have been compensated by increased exports of secondary processed wood products (SPWPs), as detailed in Chapter 4.

### Imports

Table 4 provides an overview of the dependence of major ITTO importers on tropical wood products in 2005 and 2007. Major importers are defined as those with imports of at least 100 000 m<sup>3</sup> of one or more tropical products. Table 4 indicates for which products each importer qualifies as “major” by denoting the relevant figures in bold; only the Republic of Korea and Taiwan POC qualify as major importers of tropical timber under this criterion in all primary product categories. Taiwan POC is the most dependent of the major consumer importers on tropical, compared with non-tropical, timber, with a significant proportion of its log, veneer and plywood imports of tropical origin. Expectedly, given the dominance of tropical plywood in international plywood trade, several of the importers in Table 4 have a fairly high dependence on tropical plywood imports (although this dependence is decreasing in some cases), with China, Japan, Korea and Taiwan POC dependent on tropical sources for close to or over 50% of total imports.

However, with the exception of China, France, Italy, Portugal and Spain, the tropical portion of plywood imports in all the major ITTO importers declined between 2005 and 2007, reflecting the increasing importance of softwoods in world plywood production and trade. Tropical sawnwood has a lower market share in most non-tropical importers, with only Hong Kong SAR and Portugal dependent on it for around 40% of their total sawnwood imports. Only Taiwan POC amongst major consumers reported imports of a greater proportion of tropical than non-tropical logs in 2007. For a number of ITTO major importers – Belgium, France, China, Italy, the Republic of Korea and Taiwan POC, tropical veneer imports were more than half or nearly half of total veneer imports in 2007.

The major ITTO producer country importers in Table 4 (with the exception of Mexico which trades extensively with the USA) are more dependent on tropical timber for their imported wood needs. This is changing, however, with for example, India, Malaysia Thailand and the Philippines now sourcing substantial quantities of imports

from non-tropical areas. As discussed previously, the global economic downturn in 2008 has had adverse impacts on global consumption of tropical wood-based products, trade and production levels in all ITTO producer and consumer countries. The timing and severity of these impacts vary by country and are discussed in detail in chapters 3 and 4. Demand for tropical timber will also be affected

**Table 4. Tropical Proportion of Total Imports by Major ITTO Importers, 2005-2007 (%).**

Consumer Members	Logs		Sawnwood		Veneer		Plywood	
	2005	2007	2005	2007	2005	2007	2005	2007
Australia	<b>4.6</b>	<b>57.9</b>	12.0	14.6	<b>25.8</b>	<b>26.1</b>	<b>32.5</b>	<b>22.9</b>
Belgium	1.4	1.1	11.2	9.5	<b>25.6</b>	<b>77.1</b>	36.5	24.4
China	24.3	21.2	<b>39.6</b>	<b>32.2</b>	<b>71.1</b>	<b>62.9</b>	60.5	64.1
France	20.6	14.8	11.0	11.3	<b>62.7</b>	<b>72.9</b>	<b>24.1</b>	<b>30.6</b>
Germany	<b>3.2</b>	<b>2.7</b>	3.6	4.4	<b>26.4</b>	<b>22.7</b>	10.7	9.7
Hong Kong SAR	<b>43.1</b>	<b>31.4</b>	46.5	40.9	<b>36.6</b>	<b>33.6</b>	58.8	28.9
Italy	4.0	5.9	4.3	3.8	<b>42.3</b>	<b>55.4</b>	<b>19.3</b>	<b>25.8</b>
Japan	13.3	11.8	3.9	3.2	<b>31.3</b>	<b>26.3</b>	72.2	64.2
Netherlands	<b>7.1</b>	<b>8.8</b>	14.3	11.7	<b>46.5</b>	<b>44.1</b>	36.8	31.7
Portugal	41.7	16.9	34.5	42.4	<b>37.5</b>	<b>21.4</b>	<b>26.9</b>	<b>50.0</b>
Rep. of Korea	4.9	4.2	32.4	23.3	81.6	62.9	90.5	79.1
Spain	2.9	4.3	16.0	10.9	<b>27.6</b>	<b>44.4</b>	<b>2.4</b>	<b>5.5</b>
Taiwan POC	<b>83.3</b>	<b>67.9</b>	<b>40.7</b>	<b>30.8</b>	<b>50.9</b>	<b>49.4</b>	<b>68.9</b>	<b>66.8</b>
U.K.	<b>3.5</b>	<b>6.9</b>	2.4	2.7	<b>6.9</b>	<b>26.5</b>	25.4	22.6
USA	<b>0.0</b>	<b>0.1</b>	0.8	1.1	<b>27.4</b>	<b>31.2</b>	30.7	25.5
<b>Producer Members</b>								
India	32.1	38.2	<b>62.6</b>	<b>32.6</b>	<b>18.4</b>	<b>59.0</b>	<b>72.4</b>	<b>25.8</b>
Malaysia	<b>20.4</b>	<b>4.5</b>	90.7	66.9	<b>6.6</b>	<b>8.8</b>	<b>18.3</b>	<b>24.7</b>
Mexico	<b>4.9</b>	<b>2.8</b>	2.6	6.8	26.0	20.0	35.9	34.8
Philippines	87.1	93.4	48.2	34.3	<b>9.9</b>	<b>65.1</b>	<b>49.7</b>	<b>54.1</b>
Thailand	67.4	72.3	44.6	29.1	<b>29.7</b>	<b>18.2</b>	43.9	31.3



in the near future by a number of other developments in several of the consumer countries in Table 4. The EU's Forest Law Enforcement, Governance and Trade (FLEGT) Action Plan is seeking to achieve improved forest governance and provides for a number of ITTO producer countries to develop Voluntary Partnership Agreements (VPAs) under which partner countries are expected to implement a timber licensing scheme and EU border control agencies allow imports from these countries only if they are accompanied by FLEGT licenses. The EU completed negotiations for a FLEGT VPA with Ghana in September 2008 and Republic of Congo in May 2009. Indonesia, Malaysia and Cameroon are now engaged in formal negotiations and Central African Republic, Liberia, Gabon and Vietnam are likely to begin formal negotiations soon.

In October 2008 the European Commission published a draft regulation aimed at recognizing the efforts of producers and traders that invest in ensuring the legality of their timber products. Operators placing timber and products made thereof for first time to the EU market will have to demonstrate due diligence in order to minimize the risk of importing illegally harvested timber. The draft regulation, if approved, would impose significant new requirements on tropical timber suppliers and importers in terms of provision of information, control systems, risk management, audits, and monitoring organizations.

In several countries, government procurement agencies have made commitments to buy legally produced and certified products, creating demand for certified products. ITTO producer countries are lagging behind in the supply of certified wood products, with only about six percent of the world's certified forests located in developing countries. A number of countries have developed timber procurement policies in public sector construction to create demand for supplies coming from legal and/or sustainable sources – Brazil, Mexico, UK, France, Germany, Belgium, Netherlands, Denmark, Switzerland, Austria, Norway, Japan and New Zealand.

Public procurement generally accounts for about 10% to 20% of the demand for timber products but the effects of these policies are significantly greater. Government policies differ widely in the extent to which the wood products must be “verified legal” or “verified sustainable” and their requirements for certification. This has created confusion and uncertainty for tropical timber suppliers who are demanding a common approach for standards of legal origin and legal compliance as well as verification procedures.

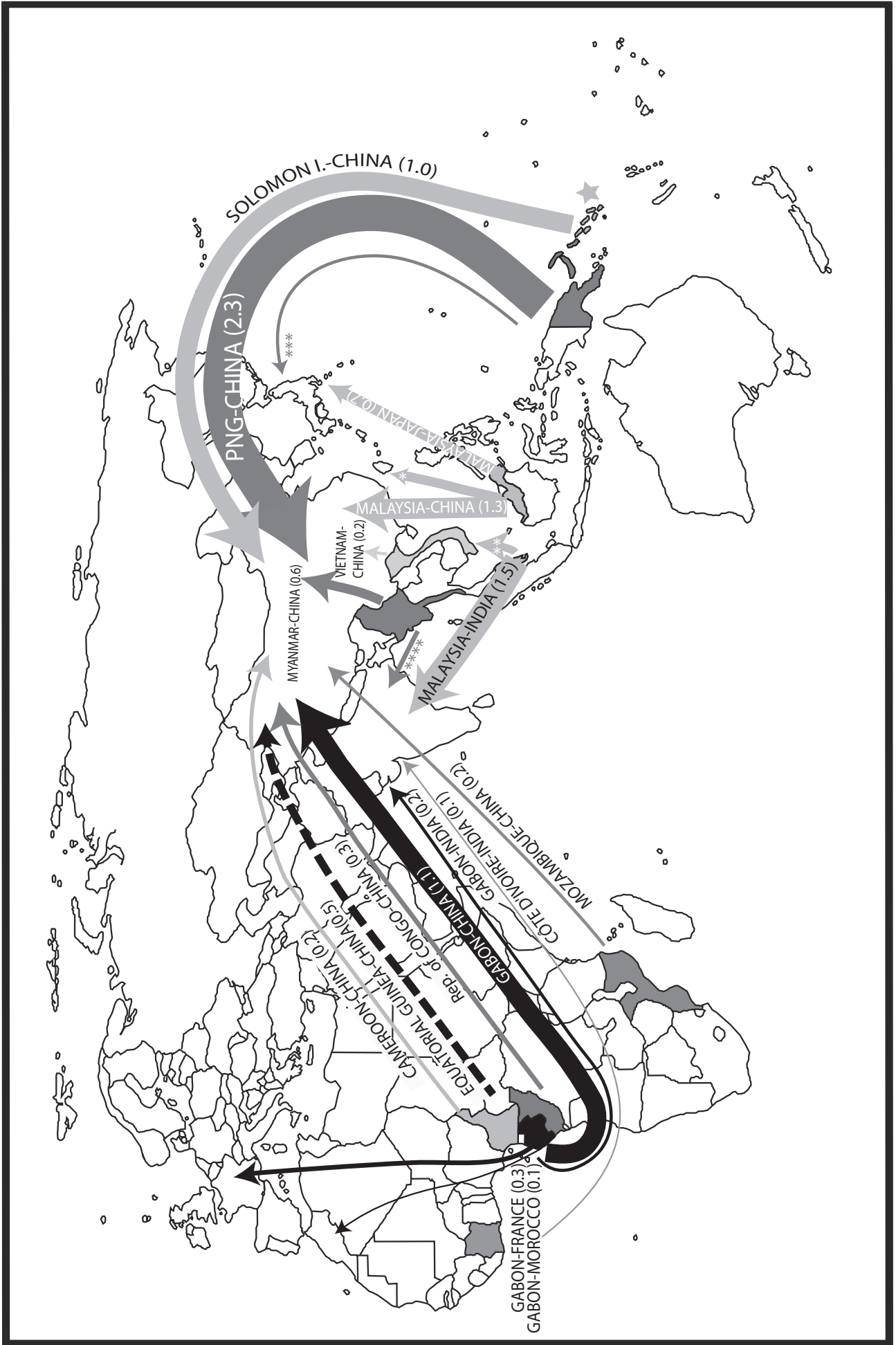
The USA has recently amended the Lacey Act, the amendments being aimed at combating illegal logging

and expanding anti-trafficking protection to a broad set of plants and plant products by making it unlawful to import, export, transport, sell, receive, acquire, or purchase in interstate or foreign commerce any plants or products made from plants that were harvested or taken in violation of a domestic or foreign law. The Act gives the government the power to fine and jail individuals and companies that import timber products harvested, transported or sold in violation of the laws of the country in which the timber was originally harvested. In any prosecution, the burden of proof is on the government to demonstrate that the violators knew or should have known of the underlying violation. The amended Act includes new import declaration requirements regarding information on the species of imported wood products and the name of the country where the timber was harvested. While many importers can be expected to seek this information from their suppliers and to encourage the use of methods that provide them assurance that, when buying tropical timber products, they will not be at risk for prosecution, at least some have indicated that the perceived risks will cause them to look for substitutes to risky suppliers.

The new legislative measures in the USA and the EU, and a number of similar instruments currently under discussion in countries such as Switzerland, Norway, and New Zealand are intended to provide incentives for tropical timber producers and exporters to stamp out illegal practices in forest management and timber trade and encourage them to make rapid progress towards the demonstration of legal compliance. US and EU regulations are not identical and reflect different approaches but are likely to have similar impacts for exporters to these markets. Countries involved in the international tropical timber trade are cooperating to regulate the trade in endangered tree species through the Convention on International Trade in Endangered Species of Wild Fauna and Flora (CITES) under which a few tropical timber species are presently included in its Appendix II, namely *Swietenia macrophylla* (mahogany), *Gonystylus* spp. (ramin) and *Pericopsis elata* (afro-rosalia).

Private sector purchasing policies and codes of conduct have also grown in importance during the past few years, especially in the USA and Western Europe. Several EU industry associations, for example, have demonstrated a strong commitment to procure only legally sourced timber and give preference to products from sustainable sources. For example, the EU Timber Trade Action Plan (TTAP) is seeking to address issues such as illegality by working through industry-led national organizations. Corporate Social Responsibility (CSR) policies are becoming an important marketing tool for many companies which are responding to market demand for products perceived as environmentally and socially acceptable.

Fig. 6: Major Trade Flows: Tropical Industrial Roundwood 2007 (million m<sup>3</sup>).



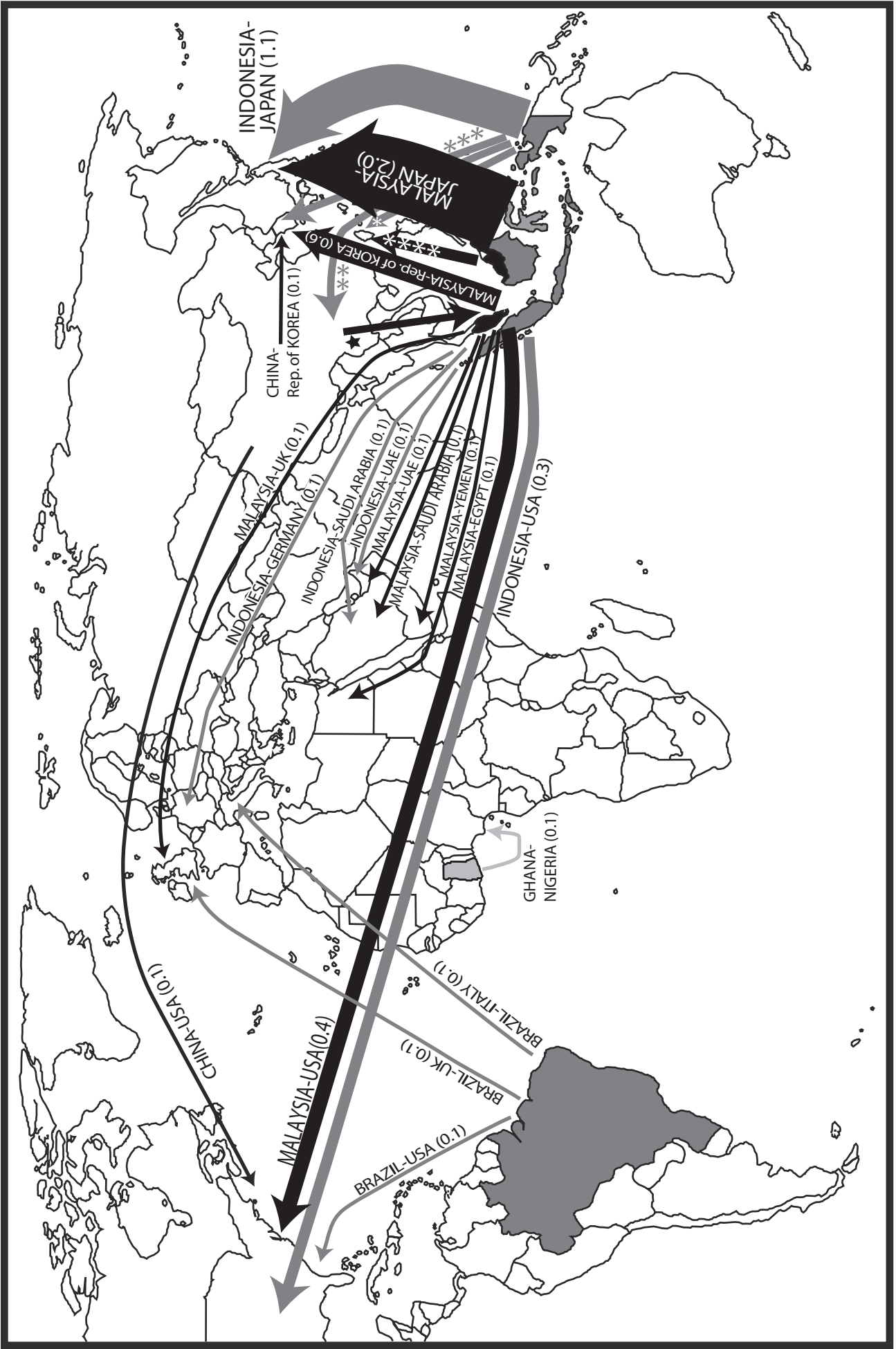
\* MALAYSIA-TAIWAN POC (0.5), \*\* MALAYSIA-VIETNAM (0.4), \*\*\* PNG-JAPAN (0.2), \*\*\*\* MYANMAR-INDIA (0.3).

★ SOLOMON I.-JAPAN (0.1), SOLOMON I.-REP. OF KOREA (0.2).

Sources: ITTO, COMTRADE. Major directions of trade as recorded by exporting countries.



Fig.8: Major Trade Flows: Tropical Plywood 2007 (million m<sup>3</sup>).



\*INDONESIA-TAIWAN POC (0.2), \*\*INDONESIA-CHINA (0.2), \*\*\*INDONESIA-Rep. of KOREA (0.2), \*\*\*\*MALAYSIA-TAIWAN POC (0.3), ★CHINA-SINGAPORE (0.2). Sources: ITTO, COMTRADE. Major directions of trade as recorded by exporting countries.



### 3. PRODUCTION, TRADE AND PRICES OF PRIMARY PRODUCTS

This chapter provides statistics on production and trade of primary tropical forest products in ITTO producer and consumer countries, as well as price trends for selected products. Appendix 6 contains the Market Statement released in October 2008 by the UNECE/FAO Timber Committee, providing an overview of developments in important markets for non-tropical primary timber products.

#### Data Sources and Conventions

Data on production presented here has been derived from JFSQ returns and supplemented by other available data sources (see Appendix 1). Production statistics in many ITTO member countries are often weak or non-existent. Many producer countries lack systems to measure both forest and industrial outputs, while many consumer countries are unable or unwilling to distinguish the processing of tropical timber from all timber processing. In several cases, production figures have been derived from available log supply. Apparent domestic consumption (production plus imports minus exports) statistics do not include changes in stock levels, which in the past were generally not reported or reported incorrectly by countries and which are therefore no longer collected.

As in previous years, production figures for many countries (including important producers like Cameroon, China, India, Nigeria, Myanmar and Papua New Guinea) were either not provided or unusable in 2008 and have been estimated from other sources and/or trade levels (if reported). Production figures for these countries should therefore be viewed with caution. Some countries (e.g. Honduras, Venezuela) include tropical softwoods in the production data reported to ITTO. Where distinguished, these products were included in the figures for all timbers but not for tropical timber in Appendix 1. Several countries (e.g. Brazil, Indonesia) are reported by various sources to have high levels of “unofficial” industrial roundwood production. Unless estimates of such “unofficial” production could be independently verified, only official production figures are presented here.

The following sections also report on exports, imports and price trends for each of the four primary tropical timber product categories covered by the ITTA. Detailed trade statistics are presented in Appendices 1 and 2, with data sources given in the notes preceding the Appendices. Major species in trade, together with volumes and average prices when these were reported, are summarized by country in Appendix 3. Price trends through late 2008 for several important tropical log and sawnwood species and various grades and thicknesses of plywood from each exporting region are contained in Appendix 4 and serve as the basis for the analyses presented here. Nominal prices were reported biweekly by the ITTO/International Trade Center Market News Service (MNS) from 1990

until the end of 1995, and have continued to be reported by the ITTO Market Information Service (MIS) from then onwards. The nominal price series from these sources were converted to real 1990 US dollars using IMF exchange rate series and the IMF Consumer Price Index (CPI) for industrial countries. Both nominal and real price trends are given in Appendix 4.

As not all species are reported regularly, and since the MIS has added coverage of new products/species, some price series commence later than 1990 and may contain gaps. An attempt has been made to prepare price trend charts for a range of species/products identified as important in international trade. However, the products covered in the Review’s price trend analyses may change from year to year since some species may drop out of regular international trade due to export bans or restrictions. Details of species banned from export by individual countries are included in the Country Notes (chapter 5), where this data has been provided by members. Species are identified by internationally accepted pilot/trade and scientific names; the local names of timber species used by producer countries, where they differ from pilot/trade names, are given in Appendix 3.

Average prices for species/products traded in 2007-2008 are also included in Appendix 3 for those countries that provided this data in the 2008 JFSQ. No attempt has been made to adjust or verify these nominal prices. Finally, Appendix 1 contains the average unit values of exports and imports for all products and countries in 2006-2007. These figures are highly aggregated based on total value and volume trade statistics and therefore include all species, grades and markets for each product. They are also, in many cases, based on estimates due to poor responses on trade values in the JFSQ.

#### Industrial Roundwood

##### *Production*

The production of tropical industrial roundwood (“logs”) in ITTO producer member countries has been increasing since 2005, reaching 138.6 million m<sup>3</sup> in 2008 (up from 131.2 million m<sup>3</sup> in 2005)<sup>1</sup>. Figure 9 shows ITTO’s five major tropical log producers for 2006-2008, ranked by 2007 production, as well as aggregate production by all other members. With the exception of Malaysia, all other countries in the top five had increasing or stable production during the period 2006-2008. Indonesia’s production increased between 2006 and 2007, from

<sup>1</sup> This trend differs from that given in the Annual Review and Assessment of the World Timber Situation 2007 because of revised data in 2008 provided by Indonesia and other major tropical timber producers. The estimate for 2008 – which indicates a marginal increase on the 2007 level – must be regarded as speculative as most producer countries did not provide information for 2008 in the JFSQ 2008.

27.9 to 34.2 million m<sup>3</sup>, in response to GDP growth and increasing domestic demand from the construction industry. Malaysian production has been declining since 2004, when production reached 24.4 million m<sup>3</sup>, to 21.3 million m<sup>3</sup> in 2007. Malaysian tropical log production is still less than half of the levels of the early 1990s and is estimated to have remained low in 2008 in line with global economic conditions and government policy to implement sustainable forest management. Under the Ninth Malaysia Plan (2006-2010) log production is expected to decline progressively to 2010, with more domestic wood processing into exportable value-added products and reduced availability of logs for export. Brazil's production increased in 2007 to 24.5 million m<sup>3</sup> from 23.8 million m<sup>3</sup> in 2006. Log production estimates for several countries are likely to be considerably higher if informal/unofficial/illegal harvests are taken into account.

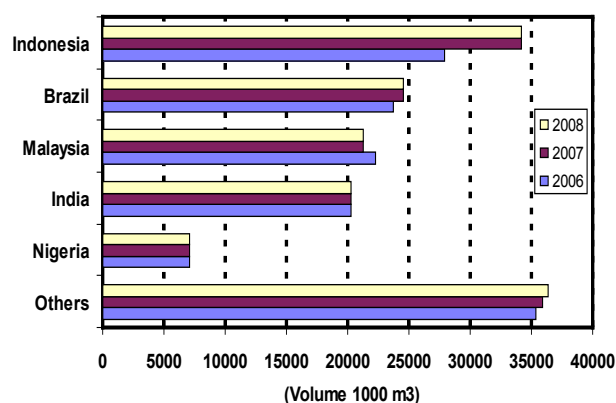


Fig. 9: Major Tropical Log Producers

Figure 9 illustrates the dominance of the top four tropical log producing countries (Indonesia, Brazil, Malaysia and India) which together accounted for almost three-quarters of total ITTO production in 2007. Unfortunately, India has never provided reliable official production figures to ITTO, necessitating the use of estimates based on reported exports and assumed domestic consumption.

Although Nigeria has also not provided reliable production estimates, recent estimates make Nigeria the fifth largest tropical log producer in 2007, with production totaling 7.1 million m<sup>3</sup>. Thailand's production (5.1 million m<sup>3</sup> in 2007) is based almost entirely on its rubberwood and other plantation resources. Appendix 1 (Table 1-1-d) shows that four other ITTO producer members (Myanmar, Papua New Guinea, Gabon, and Cameroon) had log production exceeding 2 million m<sup>3</sup> in 2007. Peru's production had been progressively increasing over the last 4 years and was estimated to reach 2.4 million m<sup>3</sup> in 2008.

Two ITTO consuming countries produced logs from their tropical forest resources in industrial quantities in 2007: China (4.3 million m<sup>3</sup>) and Australia (45,000 m<sup>3</sup>). The bulk of China's tropical log production comes from its southern provinces of Hainan Island and Yunnan. Log production from these areas is almost entirely consumed domestically. Australia's much smaller production is from north Queensland and is also consumed domestically.

The regional breakdown of tropical log production amongst ITTO producer members is given in Appendix 1 (Table 1-1-d); the Asia Pacific region produced about 64% of ITTO members' tropical hardwood logs in 2007. Latin American's share of production was about 23%, with the African region accounting for the remainder (about 13%).

### Consumption

Figure 10 shows that tropical log consumption for 2006-2008 was closely linked to production trends in the top four countries. Tropical log consumption in Brazil and Indonesia increased between 2006 and 2007 – by over 22% in Indonesia and 3% in Brazil. Malaysian consumption declined by 5% to 16.7 million m<sup>3</sup> in 2007 and Indian consumption remained relatively level. China remained the fifth largest tropical log consumer with consumption increasing slightly in 2007 to 12.6 million m<sup>3</sup>.

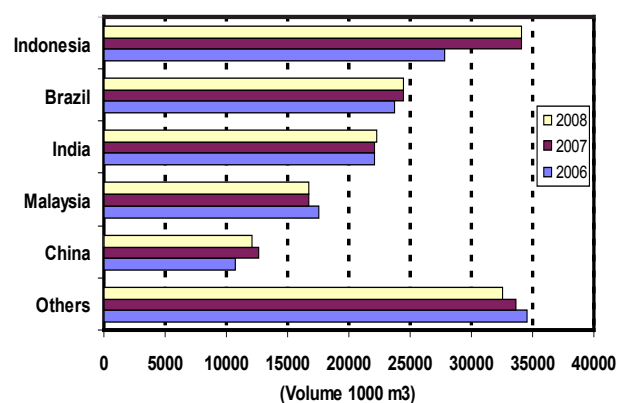


Fig. 10: Major Tropical Log Consumers

The top five log consuming countries accounted for approximately three-quarters of total ITTO consumption of tropical logs in 2006 and 2007. At a regional level, domestic tropical log consumption increased in Asia-Pacific and Latin America/Caribbean but decreased in Africa between 2006 and 2007. Most of the increase in Asia can be attributed to strong consumption growth in Indonesia, and in the Latin America/Caribbean region to increasing consumption in Brazil and Peru. As none of the top 4 tropical log consuming countries provided production estimates for 2008, estimates of domestic consumption in 2008 are unreliable and are unlikely to account for the impact of the global financial crisis on domestic consumption of tropical logs (and other tropical wood products).

The proportion of log production utilized domestically (i.e. log production minus log exports) averaged about 89% in Asia in 2006-2007. In Latin America, logs processed domestically accounted for virtually all production. African producers domestically consumed an average of 81% of their total log production in 2006 and 2007. While there will be short-term reversals when log exports will surge due to economic conditions, population and economic growth coupled with a focus on further processing will ultimately contribute to rising domestic log processing in most producing countries. However, in 2008 and 2009, reduced FDI activity in some ITTO producer countries may

dampen the prospects for increased domestic processing, particularly, although not limited to, the African region.

### Imports

Figure 6 (Section 2) shows the major trade flows for tropical logs in 2007. Total imports of tropical hardwood logs by ITTO members increased 5% to 13.5 million m<sup>3</sup> in 2007, about 3% (or 0.4 million m<sup>3</sup>) greater than total tropical log exports reported by all members. The gap between reported ITTO imports and exports was 14% in 2004 and 7% in 2005<sup>2</sup>. The sum of all tropical log exports by non-ITTO tropical countries in 2007 was 2.6 million m<sup>3</sup>, with the major exporters being the Solomon Islands (1.4 million m<sup>3</sup>), Equatorial Guinea (556 000 m<sup>3</sup>), Viet Nam (216 000 m<sup>3</sup>), Mozambique (337 000 m<sup>3</sup>), and Laos (155 000 m<sup>3</sup>), the five largest non-ITTO tropical log exporters. Other non-member tropical log exporters are less significant (all under 100 000 m<sup>3</sup> per year) and include Guinea, Benin, Costa Rica, Singapore, Madagascar and Tanzania.

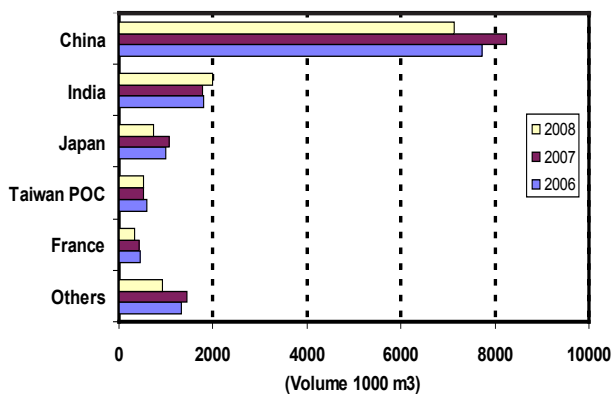


Fig. 11: Major Tropical Log Importers

Figure 11 shows the top ITTO tropical log importers in 2006-2008 ranked by import volume in 2007. China continued to dominate world imports of tropical logs, reaching a peak of 8.3 million m<sup>3</sup> in 2007, a 7% increase from 2006. The sustained growth in tropical log imports until 2007 reflected China's high economic growth rate and rising domestic consumption, and sustained growth in exports of secondary processed wood products (SPWPs) and incentives for exports. However, as the global financial crisis took effect in 2008, China's wood processing industry was impacted by reduced demand for exports of tropical processed wood products (mainly wooden furniture and plywood) to traditional export markets and by a reduction in tax rebates for some wood product export items (although they were partially reinstated in 2009).

To a lesser extent, demand was also depressed by a downturn in the domestic construction industry. Significant rationalization of the wood-based processing industry is reported to have occurred in 2008, particularly in small

<sup>2</sup> At an aggregate level, conclusions are unable to be drawn from differences between ITTO exports and imports of tropical logs because in 2007, log export data for 18 of 32 ITTO producer countries was derived from COMTRADE reverse trade figures.

and medium-sized enterprises. China's wood processing industry has been losing competitiveness relative to other Asian producers, with costs of manufacturing rising in response to increasing costs of labour and raw materials (particularly caused by Russian log price increases in 2008). As a consequence, tropical log imports in 2008 decreased by 14% to 7.1 million m<sup>3</sup>, the lowest level in 5 years. This trend is expected to continue in 2009 as export demand for China's processed wood products is expected to remain depressed. Future growth in tropical log imports is also expected to be dampened by an increase in timber harvesting from Chinese plantations. Industrial timber harvest has been increasing since 2003 and is reported to have reached levels prior to the implementation of the National Forest Protection Plan which curtailed harvests from 1998. Although largely of non-tropical species, China's plantation resources are increasingly being used as substitutes for wood products and product components manufactured from tropical logs, such as plywood.

Despite the downturn in tropical log imports in 2008, China's share of total ITTO imports has been growing, reaching 61% in 2008, up from 52% in 2004 and 8% in the mid-1990s. PNG, Malaysia, Myanmar, Gabon, and the Republic of Congo are the main sources, with the proportion of tropical log imports from PNG and the Solomon Islands (not an ITTO member) increasing considerably in recent years. China's imports of non-tropical logs are large (approximately 65% of total log imports) with Russia providing the bulk of the 25.0 million m<sup>3</sup> of softwood logs imported in 2007. The Russian Federal Government has been progressively implementing an export tax on Russian logs to assist development of its forest industry by limiting competition from foreign companies for Russian logs. The countries most affected by the tax are Finland, China and Japan, all of whom import significant quantities of Russian logs to support their wood processing industries. In April 2008, Russian log export taxes for softwood species and large-diameter birch logs increased from 20% to 25% of the customs declared log value. However, with significant pressure from Finland, a further planned increase to 80% of the log value in January 2009 was postponed because of the negative social impacts of the tax, thereby reducing expectations that China will significantly increase demand for logs from other sources, including ITTO producer countries. China's total log imports from all sources amounted to 38.9 million m<sup>3</sup> in 2007, declining to 29.5 million m<sup>3</sup> in 2008, the first year-on-year decline in over a decade.

Official Chinese statistics do not include Taiwan POC or Hong Kong and Macao SARs, so the figures used here for these importers are based on the U.N. Comtrade database or estimates. Hong Kong SAR's tropical log imports have declined sharply since 1999 (when imports were 731 000 m<sup>3</sup>), possibly due to improved accounting of re-exports to China. Taiwan POC is still a significant importer, although imports declined sharply in 2006 to 585 000 m<sup>3</sup> and have remained relatively stable to 2008. Malaysia is the main supplier, providing nearly all the tropical log

imports in 2007. While tropical log imports declined between 2007 and 2008 in most of the major consuming countries, India, now the second largest ITTO tropical log importer, brought in nearly 2 million m<sup>3</sup> in 2008, up from 1.8 million m<sup>3</sup> in 2007. Imports were mostly from Malaysia and Myanmar but with an increasing component from Africa. While India has had sustained economic growth over the past decade and a large population, India's rate of growth in total and tropical log imports has not matched that of China's. India's wood processing sector is unlikely to match China's highly competitive export oriented sector. A number of factors limit India's wood processing competitiveness including poor infrastructure and barriers to foreign investment.

Japan, the third largest ITTO tropical log importer, continues to become less significant in the tropical log trade, with declining imports over the last 15 years. Tropical log imports are used predominantly in Japan's plywood industry and are impacted by changes in the relative competitiveness of domestically produced tropical plywood with that of imports from Southeast Asian producers. Tropical log imports were 1.0 million m<sup>3</sup> in 2007, dropping to 0.7 million m<sup>3</sup> in 2008 following a decline in demand for logs for plywood as the strengthening yen resulted in increased competition from cheaper imported tropical plywood and as Japanese consumers became more accepting of the appearance of softwood plywood and other materials. Japanese construction activity remained low in 2008 as Japan's economy weakened, dampening domestic demand for plywood and log imports for plywood production. Japanese demand for tropical logs in 2008 continued to be met primarily (approximately three-quarters) by imports from Malaysia. Japan's log imports from Malaysia are mostly from Sarawak (nearly 80%) with the remainder from Sabah. Smaller tropical log volumes are imported from Papua New Guinea (15%) and the remainder from Myanmar and Africa (mainly Gabon, Central African Republic, the Republic of Congo, and Democratic Republic of Congo).

Russia was Japan's major log supplier in 2007, accounting for 45% of Japan's total log imports of 9.0 million m<sup>3</sup>. However, in 2008, Russia's share of total log imports declined to 30% as Japanese manufacturers began shifting to alternative supplies as Russian logs became more expensive (in mid-2008) and in anticipation of a further prohibitive log export tax increase in January 2009 (that was not implemented). Readjustments in Japan's wood processing sector have been occurring as Russian larch has become a preferred species for plywood manufacture in Japan and has previously maintained highly competitive prices relative to tropical logs.

Imports of tropical logs by EU countries decreased sharply from 1.24 million m<sup>3</sup> in 2007 to 0.8 million m<sup>3</sup> in 2008. The downturn of over 32% reflected the deteriorating market conditions in EU countries and falling demand from EU wood processors, as well as investment in processing capacity in African countries – EU imports of

plywood from Gabon and Cameroon, for example, have increased. Imports by France (the largest EU tropical log importer and the world's fifth largest tropical log importer) decreased by 21% to 416 000 m<sup>3</sup> in 2007 as demand softened and log export restrictions in some of its main suppliers (Cameroon, Gabon, Liberia and the Republic of Congo) were tightened. French imports were anticipated to have decreased further to 330 000 m<sup>3</sup> in 2008 due to declining demand as economic conditions worsened. Despite falling demand and prices, in late 2008 as the US currency strengthened relative to EU currencies, West African suppliers (who trade in euros and UK pounds) were reported to have some advantage in EU markets compared with Asian suppliers (who trade in US dollars).

### Exports

Figure 12 shows the major ITTO tropical log exporters in 2006-2008<sup>3</sup>, ranked by 2007 export volume. Total ITTO producer member exports were just over 13.0 million m<sup>3</sup> in 2007. Although Malaysia continues to dominate the trade in tropical logs, with 4.5 million m<sup>3</sup> exported in 2007 (35% of ITTO producer member exports), its tropical log exports were down marginally (3%) from 2006 levels but significantly (20%) from 2005 levels. Appendix 2 (Table 2-1) shows that Malaysia's major log customers are all in Asia, with China, India, Japan and Taiwan POC, accounting for 85% of the reported log export volume in 2007.

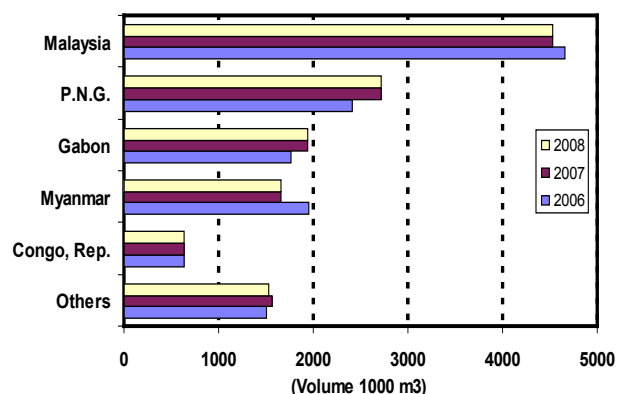


Fig. 12: Major Tropical Log Exporters

In 2004, ITTO reported Malaysia's large log trade discrepancy with China (140% or almost 1.6 million m<sup>3</sup>) in sharp contrast to its relatively close agreement with other importers' reports. The reason suggested was the possibility of substantial mislabelling or misreporting of the source(s) of China's imported tropical logs. In 2007, this discrepancy was minimal (13%), suggesting that efforts to tackle illegal log trafficking in the region may have taken effect. In the medium term, Malaysia's

<sup>3</sup> Total log export data for ITTO producer countries in 2008 (at 13.0 million m<sup>3</sup>) is not considered reliable as most ITTO producer countries did not provide export data for 2008 in the JFSQ 2008 and data was not available at the time of preparation of the Review from other international sources such as Comtrade. Where there is insufficient data or other information on which to base an estimate, the estimate is the repeated figure from the previous year.



log exports are likely to decline further primarily because demand will be considerably constrained in traditional markets. Malaysia's tropical log supplies have also continued to tighten and in recent years more tropical logs have been processed domestically, although in 2008-2009 the wood processing industry would be severely impacted by the economic downturn in major export markets.

Papua New Guinea is the second largest tropical log exporter, with exports reaching 2.7 million m<sup>3</sup> in 2007, a 13% increase over the 2006 level. However, PNG's log exports still remain below the pre-Asian financial crisis level of almost 3 million m<sup>3</sup> per year. Appendix 2 shows that the Chinese market accounted for about 86% of PNG's exports in 2007, and China has been increasing its share of PNG's exports over the last 5 years. Japan, the second largest importer at 160 000 m<sup>3</sup> in 2007, has been declining in significance over recent years as demand for tropical logs for the Japanese plywood industry has dwindled. The remainder of PNG's exports is destined for the Republic of Korea, Taiwan POC, India and Thailand.

Gabon's tropical log exports increased from 1.8 million m<sup>3</sup> in 2006 to 1.9 million m<sup>3</sup> in 2007 and it is now the third largest exporter of tropical logs. Gabon's log exports in 2007 were predominantly to China (59%), which has overtaken EU markets in recent years. A significant development has been the increase in exports of species other than okoumé (the major species traded) to India, the third largest export destination after China and France. Although official total log export data for Gabon are not available for 2008, China's imports from Gabon had increased to 1.5 million m<sup>3</sup> in 2008 (GTA) while imports from France and other significant EU importers had declined. The increase in China's imports from Gabon occurred despite log export quotas being implemented in 2008 to reduce the share of log exports in the product mix. The regulation stipulates that only those producers with operational processing facilities are allowed to export a specified percentage of the concessionaire's exports. In 2009, Gabon and other African log exporters such as Cameroon and Republic of Congo reported a significant closure of production capacity in their respective forestry sectors because of the impacts of the economic downturn on demand and prices in traditional export markets. The extent to which this has impacted on tropical log exports is unknown. The forestry sectors in these countries are seeking government relief by revising various forest, processing and export taxes.

Log exports by Myanmar (the fourth largest tropical log exporter at 1.8 million m<sup>3</sup>) declined by 12% in 2007. Myanmar's main trading partners are China and India, which together accounted for 50% of Myanmar's tropical log exports. An increasing proportion of Myanmar's exports in 2007 were to Middle Eastern countries (20%) and Vietnam (6%). The EU ban on imports of wood products from Myanmar and other sanctions imposed in March 2008 have had an impact on China's imports of Myanmar teak logs. Although EU countries are

insignificant to Myanmar's log trade, importing about 2% of Myanmar's tropical log exports in 2007, they are major end-markets for teak products processed in China and other ITTO member countries. The new regulation was enforced in March 2008 and affects both products imported directly from Myanmar and indirectly via other countries. Preliminary data for 2008 indicates that China's imports of tropical logs from Myanmar had dropped 22% to 462 000 m<sup>3</sup> (Global Trade Atlas 2008) as demand for finished teak products in China's SPWP export markets declined. In the EU, boatbuilders and outdoor furniture manufacturers, increasingly concerned about security of supply and the public acceptability of teak from Myanmar, are reported to be seeking alternative sources of teak and substitute species. The USA has had trade sanctions on imports of all articles that are a product of Burma since 2003.

Due to its ongoing log export ban and tighter controls to regulate illegal trade, Indonesia's tropical log exports are now minimal, stabilizing at an estimated 79 000 m<sup>3</sup> in 2007. Indonesia signed agreements in 2003-2004 to stem illegal log flows with some major trading partners (e.g. China, Japan and the UK), while Malaysia introduced legislation banning the import of logs and squared timber from Indonesia. Despite these measures, trade figures continued to show major discrepancies. In 2004, ITTO reported that China's imports were far greater than the level reported by Indonesian customs authorities, supporting the claims of many observers that substantial undocumented or illegal Indonesian log exports continued to take place. In the last 3 years, the discrepancy between Indonesia and China's reported tropical log trade continued, albeit not at the magnitude of previous years. Although Comtrade data is unavailable for Indonesia for 2007, China reported tropical log imports from Indonesia of 22 373 m<sup>3</sup> while Indonesia reported tropical log exports to China of 4 m<sup>3</sup> in the 2008 JFSQ.

Africa accounts for the majority of the remainder of world tropical hardwood log exports. Gabon was the region's largest exporter (and, as noted above, ITTO's third largest), but the Republic of Congo, Democratic Republic of Congo, Cameroon, Côte d'Ivoire and Central African Republic also exported substantial quantities of logs in 2007. Although now the fifth largest ITTO tropical log exporter, the Republic of Congo's log exports have been declining since 2004 to about 640 000 m<sup>3</sup> in 2006 and 2007. Despite a log export quota system being implemented in 2008, China, the major importer, reported a 19% year-on-year increase in log imports from Republic of Congo to 395 000 m<sup>3</sup>. However, this is likely to be counterbalanced by considerably reduced imports from European countries (Italy, France, Spain, Portugal and Germany) as consumption is reported to have declined sharply in 2008 and 2009 to date. Cameroon's tropical log exports declined to 266 000 m<sup>3</sup> in 2007, down significantly from the peak levels of the mid-1990s. In 2008 and 2009, Cameroon's exports are expected to decline dramatically, with China, the major market, recording a year-on-year

decline of 19% on 2007 levels, and a significant drop expected in European countries. Cameroon has also promoted increased local processing and imposed limitations on log exports for certain species and these appear to have had variable impacts. In 2007, there was a significant discrepancy in the total log export figure provided by Cameroon (266 000 m<sup>3</sup>) and the aggregate reported by importing countries in the Comtrade database (523 000 m<sup>3</sup>). Ghana's log export ban prohibits exports with the exception of plantation logs, predominantly teak. The U.N. Security Council's ban on imports of logs from Liberia, imposed in mid-2003, was lifted in 2006 after the Government of Liberia instituted a series of regulatory reforms. However, the country, previously a significant tropical exporter, has had insufficient infrastructure to resume exports.

Exports of tropical logs by consumer countries were relatively insignificant and have been declining since 2005 to an estimated 76 000 m<sup>3</sup> in 2008. Consumer countries did not in general provide detailed breakdowns of exports or re-exports of tropical timber products (value or destination), but a significant portion of this trade is known to be conducted between EU countries.

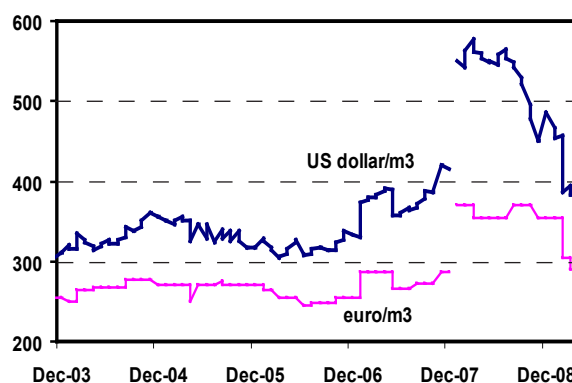
### Prices

Appendix 4-1 shows indicative real (1990) and nominal FOB price trends for exports of two West African and five Southeast Asian log species as well as domestic price trends for Malaysian rubberwood logs (this species being used mainly in the domestic market for the manufacture of furniture and furniture parts for export). Price trends for some of the more important internationally traded species of West African logs showed some instability but rose continuously to new highs in 2007, with the rate of increase being at least partially due to fluctuations in currency exchange rates (prices rose more rapidly in US dollar terms than in euros). The improvement of log prices in euros reflected greater demand (including from China and India); disruptions in log supply due to political unrest in the West African region; and increasing log export restrictions in the region, with log quota systems being implemented in the Republic of Congo and Gabon in 2007. Prices remained relatively stable until mid-2008, assisted by China's high level of investment in the region and tightening of log export restrictions, which had restricted supply. In late 2008, prices plunged as the effects of the global economic downturn on demand took hold initially in the USA and the UK followed by other EU markets.

After reaching record lows in late 2001, Cameroon's khaya prices continued to rise during most of 2002-2008 to reach a high of \$350/m<sup>3</sup> (\$515/m<sup>3</sup> nominal) in mid-2008. The continuing trend in rising prices was due to both supply and demand-side factors. Log shortages from the region have been the result of new and tougher regulations on forest concessions and chronic logistics problems. On the demand side, khaya prices have benefited from increased demand for substitutes for South American mahogany (*Swietenia macrophylla*) for which exports have declined

since its inclusion in Appendix II of CITES in 2003. Further price rises during this period were restrained by market substitution for khaya by more readily available Southeast Asian species. Although nominal and real prices declined steadily in US dollars from July 2008, prices quoted in euros (the price in which khaya is commonly traded) only began to trend downward at the end of February 2009.

Prices for sapelli (or sapele), another reddish brown timber from the Congo Basin found in countries from Liberia to Gabon, recovered from a downward trend between 2005 and mid-2006, when prices were affected by the strengthening US dollar and weak EU demand, as well as strong price competition from Asian meranti, an alternative red/brown timber which is quoted in US dollars. From mid-2006, prices trended upwards in nominal and real US dollars, reaching a high of \$550/m<sup>3</sup> (nominal) in March 2008. However, prices quoted in euros (the currency in which sapelli is commonly invoiced) rose at a slower pace than in US dollars, due to the weakening US dollar in 2007. Although prices in euros were appreciating slower than in US dollars, price rises in euros reflected difficulties in supply. After mid-2008, prices trended downward in US dollars, although prices quoted in euros picked up in August 2008 before trending downward again in November 2008. Figure 13 shows differences in trends of sapelli log export prices in US dollars and euros for the UK market.



**Figure 13: Sapelli Log Prices in US Dollars and Euros, January 2003–April 2009.** Source ITTO MIS. Nominal FOB log export prices, UK market. Prices after Jan. 2008 are based on a revised sample size and location and reflect market prices more accurately.

Appendix 4-1-b shows that after the sharp drop during the Asian financial crisis of 1997 and 1998, prices of some species of Asian logs sharply recovered from pre-crisis levels, followed by a six-year period to mid-2005 when prices remained in a trough. This was followed by a period of rapid increase during 2006 and 2007 during which prices in some cases reached new record highs. Between mid-2007 and mid-2008 prices reached a plateau, but dropped sharply from mid-2008 as demand conditions became more important than limitations in supply.

In Malaysia, selangan batu and kapur log prices rose steadily and sharply in 2006-2007, from \$146/m<sup>3</sup> (\$210/m<sup>3</sup> nominal) and \$132/m<sup>3</sup> (\$190/m<sup>3</sup> nominal) in January 2006 to \$204/m<sup>3</sup> (\$300/m<sup>3</sup> nominal) and \$254/m<sup>3</sup>

(\$172/m<sup>3</sup> nominal) in January 2008. In 2007, selangan batu prices well surpassed the previous high levels of the 1990's, reaching record levels in October 2006. Prices were driven up by limited supplies and strong demand in China and India. After October 2007, prices remained relatively stable but eased slightly (except for a price spike in January 2008) reflecting initial slowing of demand in all major markets. Japanese importers also pressed for price reductions in late 2007, citing the slowdown in demand for plywood in Japan. Prices plunged dramatically in January 2009, with selangan batu prices falling to \$134/m<sup>3</sup> (\$179/m<sup>3</sup> nominal), as demand dropped in all major markets. In Japan, prices were affected by a strengthening yen and weak demand, with domestic plywood mills pressured by cheaper imported plywood, whose prices had been reduced by appreciation of the yen. This had resulted in a contraction in log procurement by Japan's tropical plywood mills. At the end of 2008, low demand in India was reported to have caused excess supply of kapur (and keruing) on global markets, which contributed to further downward pressure on prices.

Real prices for keruing and meranti logs have shown similar trends, strengthening continuously between 2005 and mid-2007, easing in the last quarter 2007 but remaining relatively stable until September 2008, after which they sharply retreated. In October 2007, nominal prices for keruing reached a 15-year high of \$282/m<sup>3</sup> (\$192/m<sup>3</sup> real), showing some stability until September 2008, before sliding to \$223/m<sup>3</sup> (\$152/m<sup>3</sup> real) in February 2009. In nominal terms, meranti log prices followed a similar trend, reaching \$318/m<sup>3</sup> at the end of 2007, the highest level since mid-1993, settling to \$308/m<sup>3</sup> (nominal) in early 2008, and dropping to \$242/m<sup>3</sup> in February 2009. Apart from shortages in supply of Asian logs and restrictions on log exports by Indonesia, firming prices for these products in 2007 were also attributed to continued strengthening of demand in China and India during this period, both markets having imported a wide variety of sizes and grades. Japan (the traditional market for Asian logs but now declining) preferred larger sizes and much tighter grading at lower prices. For Japanese importers, the rising ocean freight rates in 2007 were offset somewhat by the appreciation of the yen relative to the US dollar, although continued substitution of tropical hardwoods by softwoods in the Japanese plywood industry eased prices. The maintenance of relatively high prices during mid-2007 to late 2008 in an uncertain market was a result of continued strong demand in China, India and the Middle East, and rising ocean freight rates. By early 2009, the demand conditions in China, India, the Middle East and Continental Europe had deteriorated, ocean freight rates plummeted in tandem with movements in the price of crude oil, and log prices rapidly weakened. In the UK market, during the period of relatively high prices and limited supplies, buyers were forced to seek alternative species, thereby reducing demand further.

Domestic price trends for Malaysian rubberwood logs since early 1996 are also shown in Appendix 4-1-b.

Virtually all of Malaysia's rubberwood resources are channelled to local wood manufacturing and the furniture export sector. Rubberwood log prices rose sharply and continuously through 2006 to late 2008, apart from a slight dip in January 2008, after which prices rebound and rose to a high in late 2008 of \$183/m<sup>3</sup> (\$269/m<sup>3</sup> nominal), a new record high for this species. In addition to increasing demand for rubberwood in Malaysia's fast growing secondary wood processing industry, the surge in prices during this period was driven by prices of natural rubber, which soared along with those of oil-based synthetic rubber. This motivated rubber planters to continue tapping existing trees and delaying re-planting, resulting in reduced timber supply. Another factor driving up rubberwood log prices was increased demand from the MDF and particleboard industry that competes fiercely with sawmills for rubberwood logs. Prices surged despite the re-imposition of export restrictions on rubberwood logs and sawnwood. The area of rubber plantations in Malaysia continued to decline as plantation companies switched to oil palm from which returns are higher than for latex and timber. Rubberwood supply has since moved to small holder sources rather than estates, creating concerns about the reliability of supply and logistical issues which created further upward price pressure. In the last quarter of 2008, demand for rubberwood in Malaysia's export-oriented furniture industry weakened but suppliers maintained high price levels by maintaining high levels of stock. In January 2009, real prices plummeted to a 5-year low of \$40/m<sup>3</sup> (\$59/m<sup>3</sup> nominal) as suppliers offloaded stocks to a considerably weakened market. Demand and prices for latex, a substitute for petroleum-based synthetic rubber, has continued to rise in step with oil prices, and more recently, because of the surge in demand for rubber gloves for the medical industry after global concerns about the H1N1 virus. The high prices for latex had compensated, to a certain extent, for the considerably reduced prices for rubberwood log stocks.

Appendix 4-1-c shows price trends of three grades of Myanmar teak logs from mid-1997 when data for this product began to be regularly collected by the MIS. Teak 4<sup>th</sup> grade logs are generally used for sliced veneer production while SG-2 to SG-4 grades are for sawing. Prices for teak logs, which were practically unaffected during the 1997 Asian financial turmoil, fluctuated sharply from month to month to mid-2006. Factors contributing to the price volatility during this period included externally applied trade control measures, internal administrative changes and switch of teak-auction currency from the US dollar to the euro. Periodic fluctuations in the higher teak grades are regarded as normal and reflect the small volumes traded, seasonal fluctuations in log availability, and periods of overpricing followed by market price corrections. In late 2006 prices for the higher grades of teak rose dramatically in response to strong demand for natural rather than plantation grown teak. In the case of 4<sup>th</sup> grade, real prices reached a peak in mid-2008 of \$2 697/m<sup>3</sup> (\$3 968/m<sup>3</sup> nominal) with prices for all grades of teak reaching new record levels as purchasing activities



stepped up before the EU import ban was imposed. High prices were also supported by strong demand in India and China. In mid-2008 prices began a dramatic downward trend, with 4<sup>th</sup> grade logs plunging to \$1 616/m<sup>3</sup> (real) and \$2 377/m<sup>3</sup> (nominal) at the end of 2008 as demand dwindled in major markets, including India, a major consumer of teak. Demand for teak from natural forests – widely regarded as being always in high demand – had also declined. In the UK market, a lack of availability of certified teak from Myanmar and Indonesia is reported to have contributed to a shift in demand for alternatives such as iroko, eucalypts, acacias and preservative treated softwoods, also contributing to some price dampening in 2008. As is the case with many other Asian producers, a larger proportion of Myanmar's teak is now processed domestically into higher value-added products, supported by government policy to expand domestic manufacturing. This development has also reduced the supply of teak logs available for export.

## Sawnwood

### Production

Production of tropical sawnwood in ITTO producing countries totaled 41.3 million m<sup>3</sup> in 2007, almost unchanged from production in 2006. Tropical sawnwood production in these countries increased marginally to 42.4 million m<sup>3</sup> in 2008, with most of the growth occurring in the Latin America/Caribbean region. Africa, which makes up only 11% of ITTO production, still suffers from weak infrastructure and environmentally demanding export markets that constrain major investments in wood processing. Until 2006, tropical sawnwood production in Africa had been gradually rising due to log export bans and requirements for further processing in many countries. Anecdotal reports indicate that the sawmilling industries in the region have been severely impacted by declining prices and reduced demand in traditional export markets, suggesting a more significant downturn in tropical sawnwood production in 2008 than has been provided in Table 1-1-d in Appendix 1. In 2008 and 2009, the economic crisis in the developed economies is likely to result in less foreign direct investment in the region, constraining the investment required to develop wood processing facilities that are internationally competitive.

Production in Latin America, which constituted 42% of ITTO tropical sawnwood production, grew marginally between 2006 and 2007 to 17.4 million m<sup>3</sup> and is anticipated to reach 18.5 million m<sup>3</sup> in 2008, mainly attributed to increases in Brazil, Peru and Venezuela. Asian production remained at about the same level over the last 4 years, at approximately 19.3 million m<sup>3</sup>. However, aggregate data for the Asian region is only indicative given the lack of data on sawnwood production in India, Indonesia and Thailand over this period. The Asian region accounted for around 47% of tropical sawnwood production in producer countries in 2007. Figure 14 shows the major ITTO producers of tropical sawnwood in the 2006-2008 period, ranked by 2007 production.

Brazil was the largest ITTO tropical sawnwood producer, with production totalling 14.8 million m<sup>3</sup> in 2007, and estimated to increase to 15.5 million m<sup>3</sup> in 2008. Malaysia (5.1 million m<sup>3</sup>), India (4.9 million m<sup>3</sup>), Indonesia (4.3 million m<sup>3</sup>) and Thailand (2.9 million m<sup>3</sup>) were other major producers of tropical sawnwood in 2007.

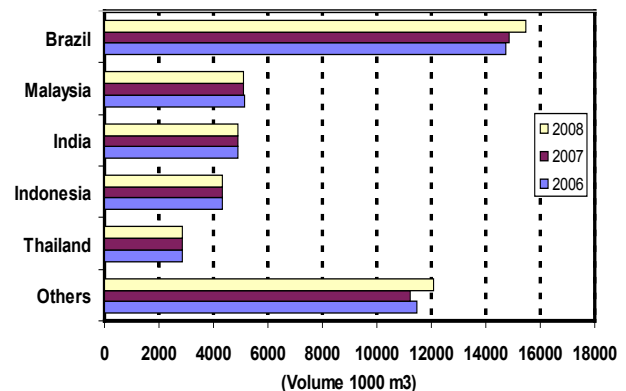


Fig. 14: Major Tropical Sawnwood Producers

The top five tropical sawnwood producing countries accounted for over 74% of ITTO sawnwood production in 2007. Appendix 1 shows that six other ITTO producer and consumer countries (Nigeria, Myanmar, Cameroon, China, Peru and Ghana) produced over 500 000 m<sup>3</sup> of tropical sawnwood in 2007. China, Peru and Ghana provided sawnwood production estimates for 2008, with China and Peru predicting a year-on-year increase of 24% and 20% respectively, and Ghana a decline of 4% over the same period.

### Consumption

Figure 15 shows the main ITTO consumers of tropical sawnwood, ranked by 2007 consumption. Consumption by ITTO consumer countries was static between 2005 and 2007 at around 7.7 million m<sup>3</sup>, and is estimated to drop to 7.6 million m<sup>3</sup> in 2008. Consumption by producer countries totaled 31.9 million m<sup>3</sup> in 2007, marginally less than 2006 but an 8% increase over the 2004 level.

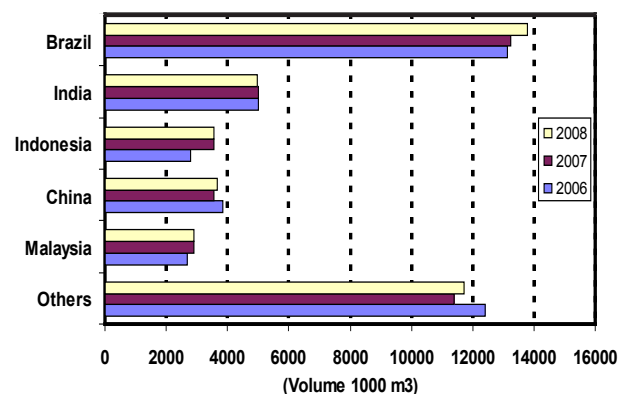


Fig. 15: Major Tropical Sawnwood Consumers

Consumption is estimated to reach 33.0 million m<sup>3</sup> in 2008. The five countries in Figure 15 accounted for over 76% of ITTO members' consumption of tropical sawnwood in 2006. Brazil remains the largest ITTO tropical sawnwood consumer at over 13.2 million m<sup>3</sup>

in 2007 (up 3.0% from 2006), and estimated to climb to 13.8 million m<sup>3</sup> in 2008 with strong sawntimber demand in the growing construction sector. India was second, consuming around 5 million m<sup>3</sup> in 2007. China and Malaysia follow in third and fourth place, with tropical sawnwood consumption of 3.5 million m<sup>3</sup> and 2.9 million m<sup>3</sup> respectively. China increased consumption in 2008, while Malaysia remained level. Nigeria was the largest (and only major) tropical sawnwood consumer in Africa, with consumption at approximately 1.9 million m<sup>3</sup> between 2004 and 2008.

Japan's tropical sawnwood consumption continued to decline in 2007 (by 18%) and is estimated to plummet further by 28% in 2008 to 238 000 m<sup>3</sup>. Japan's tropical sawnwood consumption has been continuously falling for several years to 2008 due to the country's slowing economy, strong competition from imported softwoods and more recently, an increase in availability of domestic log supplies. Japan's grim economic outlook in 2009 is likely to reduce consumption further in the medium term.

### Imports

Figure 7 (Section 2) shows the major trade flows for tropical sawnwood in 2007. Total ITTO imports of tropical sawnwood declined marginally to 8.0 million m<sup>3</sup> in 2007 and are estimated to have dropped further to 7.4 million m<sup>3</sup> in 2008 as demand conditions deteriorate in consuming countries. Figure 16 shows the major ITTO sawnwood importers in 2006-2008, ranked by 2007 import volume. With imports of 2.1 million m<sup>3</sup> in 2007, China is the top ITTO tropical sawnwood importer, although year-on-year imports slipped by 11.2%. China's main tropical sawnwood suppliers in 2007 were Thailand (33%), Indonesia (12%), Malaysia (14%), Brazil (12%) and Myanmar (12%). Imports from African countries (Gabon, Cameroon, the Republic of Congo, Côte d'Ivoire, and Ghana) were less than 3% of China's tropical sawnwood imports in 2007. In 2008, China's tropical sawnwood imports fell to 1.9 million m<sup>3</sup> as demand in the export-oriented furniture industry began to decline.

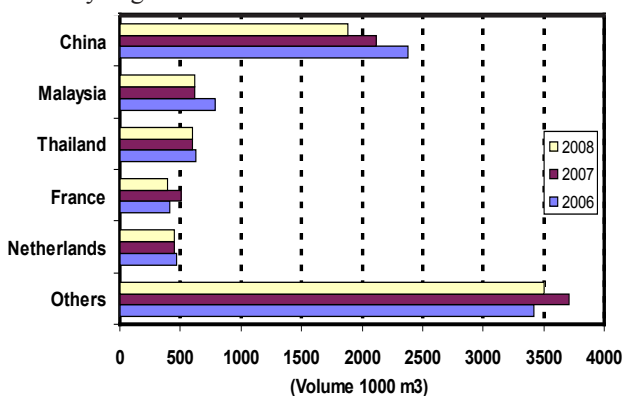


Fig. 16: Major Tropical Sawnwood Importers

A significant feature of the tropical sawnwood trade is that about 60% of the global trade is within the Asia region. Malaysia imported 618 000 m<sup>3</sup> of tropical sawnwood (down 21%) in 2007, 80% of which was from Indonesia

and Thailand. The significant year-on-year decline was due to a sharp decrease in supply from Indonesia. Thailand's imports have been declining since 2004, to 598 000 m<sup>3</sup> in 2007, 99% of which was from Malaysia, mostly lower grade material for the construction industry. Imports from Malaysia have fallen significantly over the last two years due to a slowdown in private sector construction activity.

Total tropical sawnwood imports by EU countries recovered from a downturn in 2006 to reach 2.7 million m<sup>3</sup> in 2007, due mainly to recoveries in Spain, the UK and France. A decline in EU tropical sawnwood imports in 2006 was attributed to a number of factors including: a lack of availability of certified timber (in the UK); fashion changes to lighter colour timbers; loss of SPWP manufacturing capacity as a result of strong competition from Asian manufacturers (particularly China); substitution by non-tropical sawnwood in furniture and joinery manufacture; and growing interest in non-tropical hardwood imports from East European countries which are perceived to have better trading relationships than tropical supplying countries. In 2008, EU imports contracted significantly to 2.4 million m<sup>3</sup>, with the decline worsening in late 2008. A sharp reduction is anticipated in 2009 as economic conditions in most EU countries continue to deteriorate and consumption declines further.

France was the fourth largest ITTO importer and the largest importer of tropical sawnwood in the EU in 2007, absorbing 504 000 m<sup>3</sup> (up 22% from 2006) but falling sharply in 2008 to 390 000 m<sup>3</sup>. France's imports are primarily from Brazil, Cameroon, Malaysia, Côte d'Ivoire, Ghana, and Belgium. The Netherlands was the fifth largest market in 2007, despite a 3% decline to 452 000 m<sup>3</sup> and forecast to slip further to 445 000 m<sup>3</sup> in 2008. As the size of the bar for "Others" in Figure 16 indicates, the tropical sawnwood market is the most diversified of the tropical primary product markets, with the five largest importers accounting for only about 53% of total ITTO imports in 2007. A growing trend reported in the EU has been the increasing reliance on smaller but more regular purchase of stocks from large stockpiles in the Benelux countries, which has reduced the number of European countries engaged in direct imports of tropical timber.

### Exports

Figure 17 shows the major ITTO tropical sawnwood exporters in 2006-2008, ranked according to 2007 export volume. ITTO producers exported almost 11.0 million m<sup>3</sup> of tropical sawnwood in 2007, the same level as 2006. ITTO members account for most of the global exports of tropical sawnwood, with Tanzania (161 000 m<sup>3</sup>) Singapore (151 000 m<sup>3</sup>), Mozambique (113 000 m<sup>3</sup>), and Paraguay (111 000 m<sup>3</sup>) the only significant non-member exporters in 2007. Malaysia continues to lead in the exports of tropical sawnwood, with the 2.8 million m<sup>3</sup> exported in 2007 constituting 26% of total ITTO producer member exports. Malaysia's exports declined by 12% in 2007 from a peak in 2006 of 3.2 million m<sup>3</sup>. Malaysia's tropical sawnwood exports to Thailand, the major market, are used

mainly in the construction industry which experienced a boom period in 2005 before easing in 2006 and 2007. Appendix 2 (Table 2-2) shows that Malaysia's other major sawnwood customers in 2007 were China, Taiwan POC, Republic of Korea, Japan, USA, France and Belgium. There were, however, large discrepancies between the trade flows reported by Malaysia and trading partners Thailand and Japan in 2007. Exports from Malaysia are expected to drop further in 2008.

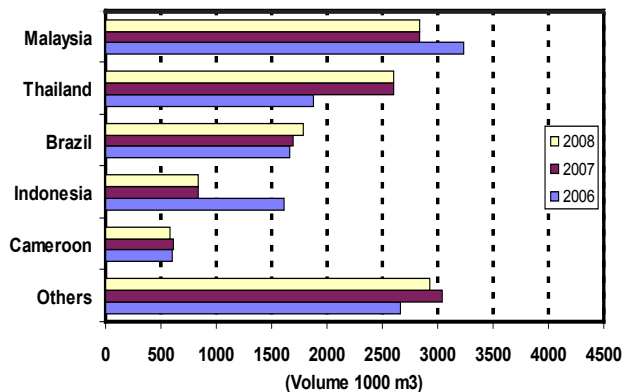


Fig. 17: Major Tropical Sawnwood Exporters

Thailand's exports of tropical sawnwood increased to 2.6 million m<sup>3</sup> in 2007. Thai exports were predominantly to China and Malaysia. Thailand's reported exports to China and Malaysia in 2007 were only about half the volume of both China and Malaysia's reported imports, illustrating the continued problems in Asian countries with conflicting trade flow reports for tropical sawnwood.

Brazil is the third largest ITTO tropical sawnwood exporter, with exports totaling 1.7 million m<sup>3</sup> in 2007, a marginal increase over 2006 but down 17% from 2004 levels. Brazil's major tropical sawnwood markets are China, the Netherlands and France (where there are large discrepancies between reported trade flows), Spain and the USA. Brazil's tropical sawnwood exports are estimated to have increased to 1.8 million m<sup>3</sup> in 2008. Brazil's non-tropical sawnwood exports totaled 1.5 million m<sup>3</sup> in 2007, produced mainly from pine plantations in the southern part of Brazil.

Indonesia's exports of tropical sawnwood dropped sharply in 2007 to 835 000 m<sup>3</sup>, 48% less than in 2006. Indonesia's reported exports of tropical sawnwood have severely underestimated total trade in previous years, particularly with China. In 2007, large discrepancies continued to exist between Indonesia's official reports of exports to Malaysia and China, and their respective reports of imports from Indonesia. Cameroon increased exports slightly in 2007 to 613 000 m<sup>3</sup>, up from a low in 2006 of 601 000 m<sup>3</sup>, with exports mainly to European destinations – France, Spain, Italy, the Netherlands and the United Kingdom. Cameroon's exports were anticipated to decline in 2008 as demand and prices in EU markets began to slide downwards. ITTO consumer countries export small volumes of tropical sawnwood, totaling 589 000 m<sup>3</sup> in 2007. Most of these exports (84%) are from EU countries and most of the trade

is intra-regional, within the EU. Belgium, a larger tropical sawnwood exporter than many producer countries, was the main EU tropical sawnwood exporter at 153 000 m<sup>3</sup> in 2007, followed by Germany and the Netherlands. Total consumer country exports of tropical sawnwood dropped to 492 000 m<sup>3</sup> in 2008.

### Prices

Real (1990) and nominal sawnwood FOB price trends for three Ghanaian species, two Malaysian species and two Latin American species of tropical sawnwood are featured in Appendix 4-2.

The demand for African mahogany (khaya or acajou, one of the continent's most valuable sawnwood export species) rose steadily to the end of 2007 following restrictions on the supply of South American mahogany (*Swietenia macrophylla*), a species strongly favoured by US consumers. In 2001 real prices were at a low of \$304/m<sup>3</sup> (\$396/m<sup>3</sup> nominal) but climbed to \$553/m<sup>3</sup> (\$814/m<sup>3</sup> nominal) at the close of 2007. Although demand was reported to be strong in EU countries in 2007, strong price competition from alternative species (particularly meranti) and slowing demand in the USA flattened prices. Prices tumbled from mid-2008, to reach \$408/m<sup>3</sup> (\$600/m<sup>3</sup> nominal) in February 2009. Prices in UK pounds, however, plateaued in the last quarter of 2007 and 2008, while the price decrease from mid-2008 in US dollars reflects a significant strengthening of the US dollar relative to the UK pound.

Wawa (or obeche) sawnwood prices reached a record high of \$331/m<sup>3</sup> (\$445/m<sup>3</sup> nominal) by mid-2003 when UK importers increased buying to replenish stocks. Wawa prices then declined in 2004 due to greater supply of sawn wawa from Ghana and a quiet UK market, a reflection of long term shifts in the furniture manufacturing sector towards the outsourcing of furniture components. Wawa prices firmed and recovered in 2004 before declining gradually (both in euros and dollars) to \$233/m<sup>3</sup> (\$334/m<sup>3</sup> nominal) in early 2006. The overall market for wawa in Western Europe has been shrinking as manufacturers either relocate or import mouldings and other semi-finished components from Africa or low-cost locations in Eastern Europe and Asia. Wawa demand has also been affected by MDF substitution in some European markets. Until mid-2007, prices remained relatively stable before increasing to a high in nominal terms of \$496/m<sup>3</sup> (\$337/m<sup>3</sup> real) in mid-2008, driven by strong demand for white timbers in the mouldings and sauna industries and a reduction in supply from Ghana. Real prices dipped to a low of \$270/m<sup>3</sup> (\$398/m<sup>3</sup> nominal) in February 2009 as prices were adjusted downwards in response to decreasing demand and comparatively high stocks in EU markets.

Until late 2007, prices for iroko (or odum, currently West Africa's most valuable sawnwood export species) remained relatively stable within periodic fluctuations of supply from Africa and demand from EU countries. Real prices reached a high of \$824/m<sup>3</sup> (\$1 212/m<sup>3</sup> nominal) in

July 2008 with demand from India and China remaining steady. Although demand for iroko in EU markets was reported to be subsiding during this period, prices remained firm because exporters reduced supplies to match low demand, rather than reduce prices. In late 2008 and early 2009, prices dropped in US dollars – to \$839/m<sup>3</sup> (nominal) – while remaining relatively flat in UK pounds. Demand from UK and Irish importers – both major markets for iroko in the EU – were reported to be affected by very low demand in the building and carpentry sectors as their economies slowed in late 2008.

Prices for Malaysian dark red meranti sawnwood in the UK market rose steadily between 2002 to the end of 2007, as supplies became increasingly restricted – an Indonesia ban on sawnwood exports was imposed in 2004, logs were diverted to plywood mills, depriving Malaysian sawmills of an important source of raw material, the secondary processing industries in Malaysia expanded and the steady, successful crackdown on illegal logging in Indonesia also limited log supplies to the sawmills. In 2006 and 2007, prices remained stable in British pounds, although rising in US dollars, with prices at year-end decreasing slightly to \$517/m<sup>3</sup> (\$761/m<sup>3</sup> nominal). Prices rose considerably in early 2008, reaching a peak of \$638/m<sup>3</sup> (\$939/m<sup>3</sup> nominal) in mid-2008, with Asian suppliers to the EU benefiting, compared to African suppliers, from the weakness of the US dollar during this period. In late 2008, prices began to slide in US dollar terms – to \$512/m<sup>3</sup> (\$754/m<sup>3</sup> nominal) in April 2009 – although rising in UK pounds to the end of 2008, as Malaysian suppliers sought to push prices up in UK pounds (the currency in which dark red meranti sawnwood is traded) as it devalued steeply relative to the US dollar. Prices declined in UK pounds in early 2009 as consumption weakened.

After declining for most of the 1995-2001 period and firming in 2002, seraya (also known as light red meranti, a medium density utility timber) scantlings prices were stable in a narrow range of \$376-384/m<sup>3</sup> (\$505-515/m<sup>3</sup> nominal) in 2003. Nominal and real prices moved up sharply in early 2004 due largely to increased demand for this species in Japan (despite its declining overall demand for tropical sawnwood) and, to a lesser extent, in Europe. Seraya scantlings prices declined slightly in late 2004 and early 2005, climbing to \$513/m<sup>3</sup> (\$755/m<sup>3</sup> nominal) in mid-2007 and remaining relatively stable to early-2008. Prices subsequently plummeted as the global economic slowdown took effect, reducing demand in EU markets and in Malaysia's domestic wood working industries, with high inventories forcing suppliers to reduce export prices to buyers.

After reaching a peak in 2002, trade in Latin American mahogany (*Swietenia macrophylla*, the region's most valuable species) slowed significantly following a total ban on logging, transportation, processing and trade of all mahogany products imposed by Brazil's IBAMA and the subsequent inclusion of this species in Appendix II of CITES in 2003. Since mid-2003, internationally

traded mahogany sawnwood has been largely from Peru. Prices for Peruvian mahogany to the US market, which were at \$879/m<sup>3</sup> (\$1180/m<sup>3</sup> nominal) in 2003, started to climb in 2004 following the species' inclusion in CITES Appendix II. Prices continued to climb in 2005 after the establishment of a mahogany export quota in Peru and the upwards trend was maintained to late 2006 (in nominal terms). Prices flattened out in 2007 as the restricted supplies of Peruvian mahogany at relatively high price levels shifted demand to more readily available substitute species such as khaya, sapelli, ipe and garapa. By early 2008, prices had retreated to \$1265/m<sup>3</sup> (\$1861/m<sup>3</sup> nominal) and remained at that level until early 2009, declining marginally to \$1196/m<sup>3</sup> (\$1769/m<sup>3</sup> nominal) in April 2009.

Jatoba prices have shown similar trends to that of Peruvian mahogany. After peaking at a high of \$524/m<sup>3</sup> (\$680/m<sup>3</sup> nominal) in early 2001, real prices for jatoba sawnwood declined steadily for most of 2001-2004, reaching \$387/m<sup>3</sup> (\$530/m<sup>3</sup> nominal) in late 2004 due mainly to a sharp slide in the Brazilian real. Prices for this Brazilian species rebounded in 2005, due mainly to a strong recovery of the Brazilian real, and further increased to late 2006 when prices reached \$562/m<sup>3</sup> (\$810/m<sup>3</sup> nominal). Prices flattened as the species lost competitiveness with other internationally traded sawnwood, before falling marginally to \$551/m<sup>3</sup> (\$810/m<sup>3</sup> nominal) in April 2009. Although Brazilian producers have been developing new markets for tropical sawnwood species like jatoba in East Asia and elsewhere in order to reduce their dependence on the US market, all markets were being affected by the economic downturn in early 2009.

## Veneer

### Production

Production of tropical veneer in ITTO producer countries amounted to nearly 2.5 million m<sup>3</sup> in 2007. Although production figures should exclude veneer used in domestic plywood production, this distinction is often ignored because most veneer production is destined for the plywood industry and the volumes of decorative veneers produced and traded internationally are very small. Veneer production in producing countries expanded by 8.0% in 2007 and is estimated to have increased to 2.9 million m<sup>3</sup> in 2008, although this estimate is considered optimistic given the downturn in furnishing and furniture manufacturing in most markets in 2008 and 2009 arising from the global economic crisis. The Asian region produced nearly 1.6 million m<sup>3</sup> of tropical veneer in 2007, Africa produced 826 000 m<sup>3</sup> and Latin America produced 359 000 m<sup>3</sup>. Veneer production increased in Asia and Africa (up 6.6% and 16.3% respectively) and declined in Latin America/Caribbean (down 2.4%) in 2007. The main ITTO veneer producers in 2006-2008 are shown in Figure 18.

Although an ITTO consumer country, China remains ITTO's largest tropical veneer producer. Reliable



information on China's veneer production remains unavailable, however, so the estimates of production totaling 750 000 m<sup>3</sup> in 2007 and 2008 should be treated with caution. China's production accounts for over 20% of total ITTO veneer production. Malaysia, for many years the largest tropical veneer producer, manufactured 622 000 m<sup>3</sup> in 2007, up marginally from 2006.

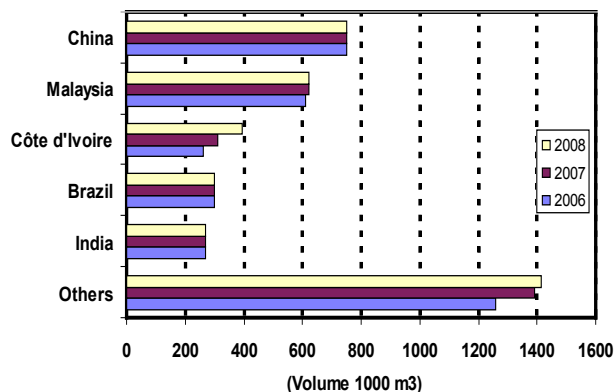


Fig. 18: Major Tropical Veneer Producers

Côte d'Ivoire is the only African country in the top five tropical veneer producers. Côte d'Ivoire's veneer production capacity has been increasing steadily in recent years following significant investment by European companies. Veneer production increased by 19.5% (to 313 000 m<sup>3</sup>) in 2007 and is estimated to have jumped to 471 000 m<sup>3</sup> in 2008. Nevertheless, this estimate is considered optimistic given the dependence on EU markets (Italy, Spain, and Germany) whose furniture and woodwork industries have been stagnating in 2008 and 2009.

Brazil was ITTO's fourth largest tropical veneer producer with 300 000 m<sup>3</sup> in 2007. Its production made up 84% of ITTO's Latin American total in 2007 and 8.2% of total ITTO veneer production. India was ITTO's fifth largest tropical veneer producer, with 270 000 m<sup>3</sup> in 2007. India's production rose 12.1% between 2004 and 2005, and has remained at that level to 2007.

The top five tropical veneer producing countries accounted for nearly two-thirds of ITTO veneer production in 2007. ITTO consuming countries produced 893 000 m<sup>3</sup> of tropical veneer in 2007, unchanged from the level in 2006. Consumer production is estimated to remain stable in 2008. In addition to China, which accounted for the bulk of ITTO consumer countries' production, the only other significant producer was the Republic of Korea. In the EU countries, production of tropical veneer from imported tropical logs has been affected by the lack of availability of veneer quality logs of higher value species, and strong competition for raw material from China.

### Consumption

Consumption of veneer in all ITTO member countries, in furniture and other secondary processing industries (but not destined for plywood), increased by 6.0% to just over 3.4 million m<sup>3</sup> in 2007. Consumption in ITTO consumer

countries is estimated to remain at approximately the same level in 2008 although in 2009, this trend is likely to reverse as consumption of wooden furniture and other products using wood veneer declines in the consuming countries. Figure 19 shows the major ITTO consumers of tropical veneer from 2006-2008.

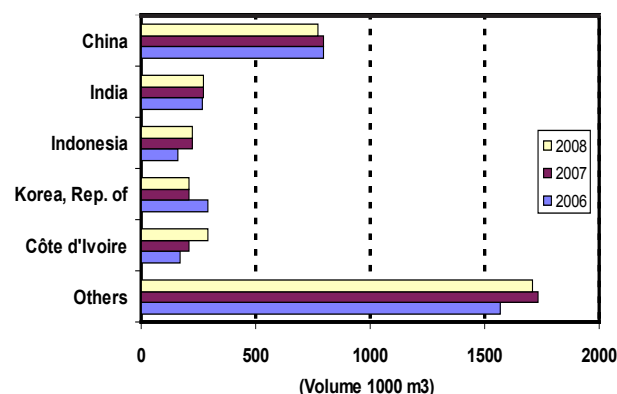


Fig. 19: Major Tropical Veneer Consumers

China maintained its position as ITTO's largest tropical veneer consumer in 2007, followed by India, Indonesia, the Republic of Korea and Côte d'Ivoire, among other countries. In 2007 Chinese tropical veneer consumption remained level with 2006 at 796 000 m<sup>3</sup> and forecast to decline slightly in 2008 to 773 000 m<sup>3</sup>. Domestic consumption was reported to have dropped following the conclusion of the Olympic Games in mid-2008. China continues to account for nearly half of ITTO consumer countries' tropical veneer consumption. Tropical wood veneers are used as a decorative face in furniture, solid composite flooring and wooden doors in China's domestic and export markets and tropical veneer consumption has followed China's growth in those industries.

India's tropical veneer consumption also remained relatively stable at 270 000 m<sup>3</sup> in 2007, while Indonesia's consumption soared 42% to 226 000 m<sup>3</sup>. The Republic of Korea's tropical veneer consumption has been declining steadily since 2004, reaching 211 000 m<sup>3</sup> in 2007, a year-on-year decline of 27%. Côte d'Ivoire's consumption reached 210 000 m<sup>3</sup> in 2007 but it is likely that this figure includes some input to the country's plywood industry. The EU (mostly France and Italy and to a lesser extent, Spain and Belgium) is also a major tropical veneer consumer, with 372 000 m<sup>3</sup> in 2007, up 15% from 2006. In 2008 and 2009 consumption is likely to decline considerably due to the adverse effects of the economic downturn on building activity and consumer spending, as well as competition from imitation veneer and other surfaces. The top five tropical veneer consuming countries comprised just under 50% of total ITTO consumption in 2007.

### Imports

Many importing countries do not differentiate between the various types of veneer and plywood (e.g. softwood/hardwood, temperate/tropical) in trade statistics. For plywood, different species of veneers (softwoods and hardwoods) are increasingly used in



production. The lack of resolution in trade statistics is compounded by the fact that countries use a wide variety of scales to measure trade in panel products. Some countries use volume (as is reported here), some use surface area and still others use weight. All of these can be reported in metric or imperial units, depending on the country. Many countries report only aggregate trade, combining tropical and non-tropical veneers and panels. Some also aggregate veneer and plywood into a single category. The discrepancies in trade partner reports in Appendix 2 for veneer can also be partially due to the use of different conversion factors in different countries. The adoption of a standard measurement system for veneer and panel products is a priority if improvements in the accuracy of these statistics are to be achieved.

Figure 20 shows the major ITTO veneer importers for 2006-2008, ranked in order of 2007 import volume. Total ITTO tropical veneer imports decreased 1.7% to 911 000 m<sup>3</sup> in 2007, followed by a larger decline of 9.1% in 2008 to 828 000 m<sup>3</sup>.

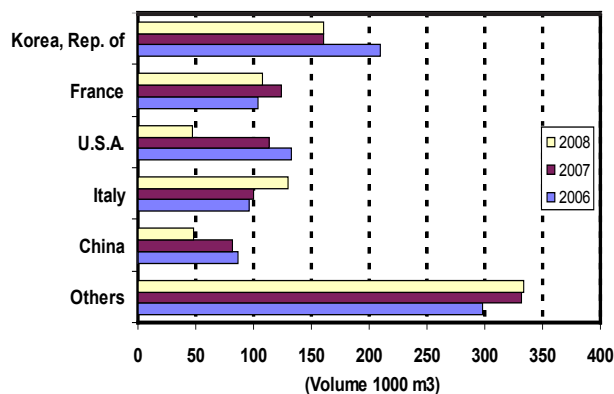


Fig. 20: Major Tropical Veneer Importers

The Republic of Korea, the largest ITTO tropical veneer importer, imported 161 000 m<sup>3</sup> in 2007, significantly less than the high of 249 000 m<sup>3</sup> in 2005. France is the second largest tropical veneer importer, at around 124 000 m<sup>3</sup> in 2007 followed by the USA at 113 000 m<sup>3</sup>. The USA's imports in 2008 plummeted 58% to 47 000 m<sup>3</sup> as demand for veneer in the furniture and finishing sectors declined. Italy's imports have been steadily increasing in recent years, reaching 100 000 m<sup>3</sup> in 2007. Italy's official estimate of an increase in imports to 130 000 m<sup>3</sup> in 2008 – a year-on-year increase of 30% – is somewhat optimistic given the reported downturn in furniture manufacture and wood processing as demand for furniture in Italy's export markets declines. China's imports (previously ITTO's largest in the early 2000's) continued to slide, to 82 000 m<sup>3</sup> in 2007 and are expected to have declined to 48 000 m<sup>3</sup> in 2008. China's consumption of tropical veneer is now predominantly supplied by veneer produced in China from imported tropical logs.

EU imports of tropical veneer have increased steadily to 408 000 m<sup>3</sup>, and expected to have reached 418 000 m<sup>3</sup> in 2008. The EU accounted for nearly 45% of total ITTO imports in 2007. The majority of European imports are

from African producers (mainly Gabon, Côte d'Ivoire, Cameroon, Ghana and the Republic of Congo). In 2008, EU door manufacturers, who are major users of wood veneer, were reported to be affected by the downturn in the housing industries in several EU countries, with new housing reported to be more affected than interior remodeling. In some EU markets wood veneer has been progressively losing market share to other surfaces, including glass and plastics. Japan, formerly a major tropical veneer importer, is now less significant, with imports continuing to decline to 20 000 m<sup>3</sup> in 2007 and 19 000 m<sup>3</sup> in 2008.

### Exports

Figure 21 shows the top ITTO tropical veneer exporters in 2006-2008, ranked in order of 2007 export volume. Total ITTO producer member exports decreased by 2%, from a peak in 2004, to just over 1.1 million m<sup>3</sup> in 2007.

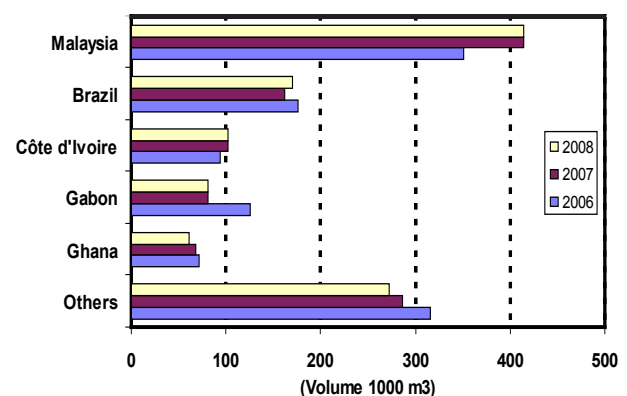


Fig. 21: Major Tropical Veneer Exporters

These were expected to have remained at a similar level in 2008. Malaysia continues to be ITTO's dominant veneer exporter. Although there was a steep year-on-year decline (13%) in 2006, exports recovered in 2007 to reach 415 000 m<sup>3</sup>. The decrease in 2006 was attributed to reduced availability of tropical log supplies to Malaysia's veneer industry and the growth in domestic consumption of tropical veneer to support Malaysia's expanding secondary processing industries. The increase in 2007 can be attributed to a growing market for Malaysian veneer in the Middle East, notably Yemen, Saudi Arabia and Qatar, which together accounted for nearly half of Malaysia's exports. The outlook for 2008 and 2009 is likely to be impacted by the downturn in construction activity in Middle Eastern markets and a reduction in demand for veneer in the furniture and other woodworking industries in other traditional export markets. Malaysia's tropical veneer exports in 2007 accounted for 42% of the ITTO producer member total. Appendix 2 (Table 2-3) shows that Malaysian exports to ITTO members are mainly directed to the Republic of Korea, China, Japan, Taiwan POC and the Philippines.

Brazil was the second largest tropical veneer exporter in 2007 with exports of 162 000 m<sup>3</sup>. Exports had declined 7.9% from 2006 levels, and from a peak of 196 000 m<sup>3</sup> in 2005. Exports are expected to have rebounded slightly in 2008 to 170 000 m<sup>3</sup>. Brazil's exports

of veneer are predominantly to EU destinations, and were less affected by the strengthening Brazilian currency until late 2007 than exports to the US. Tropical veneer exports from the African region were nearly a third of exports from all ITTO countries, with Côte d'Ivoire, Gabon and Ghana emerging in the top 5 exporting countries. Most of the African tropical veneer exports went to EU destinations. Côte d'Ivoire's tropical veneer exports increased by 8% between 2006 and 2007 reaching 102 000 m<sup>3</sup> with data still unavailable for 2008. Gabon's exports have been declining since 2005 to 81 000 m<sup>3</sup> in 2007, 41% less than the 2005 level. Ghana's exports have also been falling in recent years, to 68 000 m<sup>3</sup> in 2007 and are expected to have further declined to 60 000 m<sup>3</sup> in 2008.

The EU accounted for 66 000 m<sup>3</sup> of total consumer country tropical veneer exports of 119 000 m<sup>3</sup> in 2007, remaining stable in 2008. Germany and Spain were the largest EU tropical veneer exporters.

### Prices

The international market for tropical veneers remains relatively small (around 7% of ITTO producers' total export value of primary tropical timber products in 2007) and is mainly for decorative sliced veneer. The market for sliced veneer is rather specialized and there are no clear benchmark species whose prices reflect overall market trends. Tropical veneer prices are therefore not regularly covered by the ITTO MIS and are also not regularly quoted by any other readily available source. Appendix 1 (Tables 1-2-b and 1-2-d) shows the average unit value of tropical veneer imports and exports, while Appendix 3 provides details of the species and (in some cases) grades of veneer traded by countries together with average prices. Appendices 1 and 3 show that consuming country exports of tropical veneer were usually of much higher value than those from producer countries, with the differences more pronounced than for other tropical products.

## Plywood

### Production

Production of tropical plywood in ITTO producing countries totaled 13.5 million m<sup>3</sup> in 2007, the same level as in 2006. Although production (as provided by member countries) is expected to have remained relatively unchanged in 2008, this is now considered optimistic given the downturn in trade in tropical plywood which has become evident in recently provided trade statistics, and anecdotal reports of plywood production curtailment and plant closures in major producer countries. The main ITTO plywood producers in 2006-2008 are shown in Figure 22.

Malaysia's plywood production remained stable in 2007 at 5.5 million m<sup>3</sup> and, in the absence of data provided by Malaysia for 2008, remained at the same level in 2008. Malaysia's wood-based industries, including plywood, have been targeted to expand under the government's Third Industrial Master Plan 2006-2020, but issues of industrial overcapacity in Peninsular Malaysia and Sabah

and restricted log availability have constrained progress towards the attainment of these targets to date. Tropical plywood production is heavily export oriented and, as with other products, has been impacted in 2007 and 2008 by sharp increases in cost of adhesives and energy due to oil price rises.

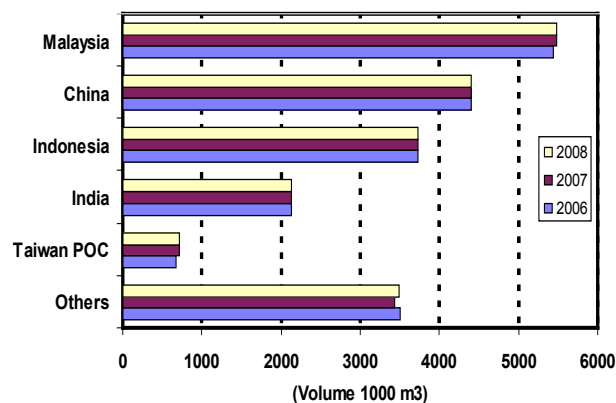


Fig. 22: Major Tropical Plywood Producers

China is the second largest tropical plywood producer, having overtaken Indonesia in 2005. Tropical plywood production has been stable at 4.4 million m<sup>3</sup> since 2004<sup>4</sup> in an industry based on imported tropical hardwood logs (for face veneers) and other log supplies. In the last decade, China's plywood production has supplied both the booming Chinese construction industry and a growing export industry. The demand situation changed rapidly at the end of 2007 when the value-added tax (VAT) rebate for plywood was reduced from 11% to 5%; the Chinese currency appreciated relative to other major currencies (diminishing returns to the sector); demand declined dramatically in the major export market – the USA – and competition intensified in a diminishing market. Recent information indicates that production in 2008 and 2009 has fallen considerably with several plant closures reported in the major producing provinces – Jiangsu, Shandong and Hebei – as the costs of raw materials and labour increased and export prices weakened (refer to the section on prices). Domestic plywood demand has also been impacted by weakening residential house construction. Small to medium-sized mills have been the most affected by the financial crisis compared to large-scale mills, suggesting some improvement in efficiency if the export and domestic market situations recover.

Following continued reduction in production from 2001 to 2003 (when it was 6.1 million m<sup>3</sup>), Indonesian plywood production fell sharply to 4.5 million m<sup>3</sup> in 2004, allowing Malaysia to take over as the top ITTO producer. Indonesian plywood production has continued to contract since then, to 3.7 million m<sup>3</sup> in 2006, about half the level of 2003,

<sup>4</sup> Tropical plywood production statistics for China are considered speculative given the lack of data and other information on which to base estimates. Some analysts suggest all China hardwood plywood production is tropical, since plywood with only one tropical hardwood face is classified in the UN trade classification system as tropical hardwood plywood.

mainly due to reductions in logging quotas and crackdowns on illegal log flows which restricted log availability for plywood production. In the absence of data provided by Indonesia since 2006, production has remained at the same level to 2008. However, industry sources have indicated that demand constraints in Indonesia's major export markets and a subsequent steep decline in exports has led to at least a 27% drop in production in 2008 and this trend is expected to continue through 2009. The industry's problems have also been compounded by high production costs and out-of-date technology.

India's tropical plywood production, based largely on imported tropical logs as in China, has also expanded significantly over the last decade. India's production reached 2.1 million m<sup>3</sup> in 2005 and remained stable at this level through 2008. In contrast, Brazil's tropical plywood production has fallen sharply from 1.4 million m<sup>3</sup> in 2004, to only 648 000 m<sup>3</sup> in 2007. Production was restricted in 2007 by the declining value of exports to the USA as the Brazilian currency strengthened relative to the US dollar until the last quarter of 2007. The top five tropical plywood producing countries accounted for 82% of ITTO plywood production in 2007. Taiwan POC, Japan, Ecuador, the Philippines and France were also significant producers of tropical plywood in 2006-08, accounting for most of the remaining 18%.

Japan's plywood production has fallen significantly since the 1980s when it supported the major trade in Asian tropical logs. Although the official ITTO estimate for 2005-2008 shows a continuation of Japan's production at similar levels (in the absence of data supplied by Japan), unofficial information suggests that production has been continuously declining.

Japan plywood manufacture now uses predominantly softwood logs – Russian larch and more recently, Japanese sugi and larch – as design improvements in the rotary lathes for veneer manufacturing have enabled veneer production of an acceptable quality from smaller diameter Russian and Japanese logs. The Japanese plywood industry has been utilising larger volumes of domestic logs in anticipation of a drastic restriction in supply of logs from Russia (due to a combination of a diversion of Russia's log exports to China and anticipation of full enforcement of a log export tax discussed previously); high tropical log prices (until mid-2008) and curtailed supplies; the growing availability of Japanese sugi and larch resources; and technical developments in sugi veneer and plywood processing, including efficient peeling of small logs, and pressing processes to enable pressing of "softer" veneer to produce plywood of sufficient strength for floor bases. Japanese consumers have also become more accepting of the appearance of softwood plywood. Japan's transition from tropical hardwoods to softwoods in plywood manufacture indicates the importance of maintaining market competitiveness and the ability of technology to change the relative competitiveness of products. ITTO consuming countries produced almost 6.4 million m<sup>3</sup>

of tropical plywood in 2007 (about 32% of total ITTO production), the same level as 2006, and expected to remain stable in 2008.

### Consumption

Figure 23 shows the top ITTO consumers of tropical plywood for 2006-2008. Aggregate consumption in consumer countries fell by 13% between 2004 and 2005 and has been declining gradually since that period, dropping to 13.1 million m<sup>3</sup> in 2007 and 13.0 million m<sup>3</sup> in 2008.

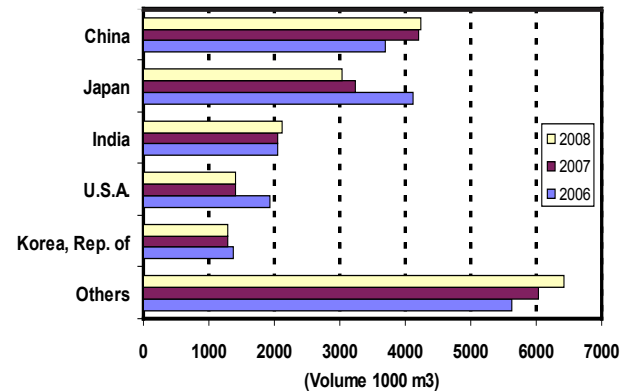


Fig. 23: Major Tropical Plywood Consumers

China's consumption of tropical plywood reached a high of 4.1 million m<sup>3</sup> in 2004, declined in 2005 and 2006, and recovered in 2007 to 4.2 million m<sup>3</sup>. Chinese domestic consumption is estimated to have remained at current levels in 2008, although recent information notes that domestic consumption of plywood is declining as China's residential housing sector activity slows. Tropical plywood consumption in most traditional markets is falling as housing and construction sectors remain depressed. Consumption is also being affected in global markets by increasing utilisation of substitute products such as OSB and other engineered wood products in structural applications, and MDF, plastics and other composite materials in non-structural applications.

Japan's consumption fell sharply (21.9%) in 2005 as coniferous plywood and substitute panels made inroads into the market but rose in 2006 as it was increasingly able to source imports that were compliant with a new formaldehyde emission standard introduced in 2003. Consumption declined again in 2007 (by 21%) to 3.2 million m<sup>3</sup> following a marked decline in housing starts in late 2007. Although housing starts remained at similar levels in 2008, consumption is forecast to contract further to 3.0 million m<sup>3</sup> as substitutes continue to make inroads in tropical plywood's market share. Consumption of tropical plywood in the USA has been declining steadily in recent years, dropping to 1.4 million m<sup>3</sup> in 2007. Aggregate consumption of plywood in producing countries expanded by 3.8%, from 4.9 million m<sup>3</sup> in 2006 to 5.1 million m<sup>3</sup> in 2007. This was largely due to increasing consumption in Brazil and Malaysia. Aggregate consumption increased by a further 8.1% in 2008 to 5.6 million m<sup>3</sup> due to

higher consumption in Indonesia and to a lesser extent, India<sup>5</sup>. The top five tropical plywood consuming countries accounted for about two-thirds of total ITTO consumption in 2007.

### Imports

Figure 8 (Section 2) shows the major trade flows for tropical plywood in 2007, highlighting the dominance of Japan and the USA as the major import markets and Malaysia and Indonesia as the major suppliers. Figure 24 shows the major ITTO plywood importers for 2006-2008, ranked by import volume in 2007. Total ITTO imports of tropical plywood have been declining steadily since 2004, further dropping by 15.6% to 8.1 million m<sup>3</sup> between 2006 and 2007, following a sharp 16% decline between 2004 and 2005. Imports are expected to continue to fall by 3.2% in 2008. The majority of all tropical plywood imports are sourced from Malaysia and Indonesia, with most of the remainder from Brazil and China.

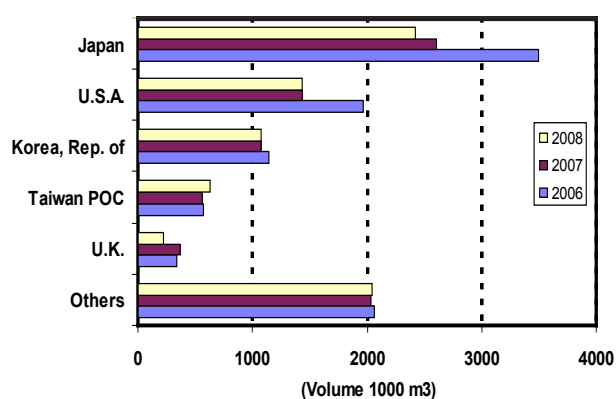


Fig. 24: Major Tropical Plywood Importers

As noted in the plywood production section, Japan – ITTO’s biggest tropical plywood importer – continues to reduce domestic hardwood plywood production and increase the use of softwoods, imported plywood (tropical and non tropical) and substitutes like OSB and MDF. Japan’s tropical plywood imports recovered modestly between 2005 and 2006 to 3.5 million m<sup>3</sup>, due to rising housing starts and construction activity, as well as difficulty in obtaining tropical logs for domestic production in the face of competition from China. In 2007, imports fell 25% as a result of rising prices of imported Indonesian and Malaysian plywood and a dip in housing starts caused by poor implementation of the new Building Standard Law. The outlook for Japan’s plywood demand and imports is not favourable in the medium to long-term. In 2008, housing starts remained low, economic growth continued to remain flat, and Japan’s demographic profile continued to indicate a declining population (assuming a continuation in Japan’s low rate of inward migration). Despite falling demand for imports, low prices (relative to the cost of domestic production) continue to make imported plywood

<sup>5</sup> Estimates of domestic tropical plywood consumption for India are considered tentative, given that India has not provided production data in the JFSQ since 2005 and there is a lack of other information on which to base informed estimates for production for 2006-2008. Domestic consumption data is derived from production and trade estimates.

relatively more attractive than domestic production. The USA remained ITTO’s second largest tropical plywood importer in 2007 at over 1.4 million m<sup>3</sup>, a steep decline from 2006 (27%) – attributed to the housing shock and declining consumption which began in 2007. US demand for hardwood plywood is principally derived from demand for cabinets, furniture, store fixtures, recreational vehicles and manufactured homes, as well as residential house construction and remodeling. Although demand for hardwood plywood in cabinets and fixtures reportedly increased in 2007, overall demand was offset by a weakening trend in other applications such as furniture. China was the major supplier to the USA (31.7%), followed by Malaysia (28.1%) with most of the rest from Indonesia (19.1%) and Brazil (7.6%). In 2007, there was a large discrepancy in the USA’s reported imports from China (454 468 m<sup>3</sup>) and China’s reported exports to the USA (85 531 m<sup>3</sup>)<sup>6</sup>.

The price competitiveness of tropical and non-tropical hardwood plywood (and other products) from China has been a major concern for the US hardwood plywood industry. The US International Trade Commission launched a formal investigation of the legality of wood product supplies from China and other countries that could be affecting the competitiveness of the US hardwood industry, including hardwood plywood. The report (released in September 2008) concluded that the increase in market share of imported hardwood plywood was due to shifting US consumer preferences, improved logistical capabilities in distribution and retailing enabling improved sourcing of imported products, and a trend for US producers to broaden their product lines or supplement domestic production with imports of finished products. Growing environmental awareness among consumers has been evident by amendments to the US Lacey Act which requires US importers to ensure that their imports of plant products, including tropical plywood, are from legal sources; the introduction of stringent control measures of formaldehyde content in composite board products in California in 2007, which may set a precedent for the whole country; and increased demand for green building products (i.e. products certified by the Leadership in Energy and Environmental Design (LEED) Green Building Rating System™).

The Republic of Korea was ITTO’s third largest tropical plywood importer in 2007, at 1.2 million m<sup>3</sup>, down marginally from 2006. After many years being Korea’s main plywood supplier, Indonesia has now been replaced by Malaysia and China. Malaysia accounted for almost 59% of Korean imports in 2007, compared to China’s 17.9% and Indonesia’s 10.8%. China’s imports have been steadily declining, plummeting 30.1% in 2007 to 204 000 m<sup>3</sup>

<sup>6</sup> The discrepancies in reported exports of tropical plywood from China and corresponding importing country reports may be attributed to misclassification of tropical and non-tropical hardwood plywood by customs officials. This subject warrants further investigation given the importance of China in the global plywood trade and the magnitude of the discrepancies.



before sliding further in 2008 to 187 000 m<sup>3</sup>. Taiwan POC was also a substantial tropical plywood importer in 2007 (559 000 m<sup>3</sup>), from Malaysia (57.7%), Indonesia (22.1%), and China (9.6%). EU imports of tropical plywood totaled about 1.3 million m<sup>3</sup> in 2007, up 4.1% on 2006 levels. EU imports are mostly accounted for by the UK, the Netherlands, Belgium and Italy. Most of the EU's tropical plywood imports came from Brazil, China, Indonesia and Malaysia, with inter-European trade also playing a fairly large role in many countries' imports. EU imports in 2008 were anticipated to drop around 10% as the economic crisis took hold in all markets and demand slackened. Tropical plywood imports, particularly from Asian sources, have also been losing market share to plywood grades of Russian origin, particularly birch plywood. Although statistics on imports of certified tropical plywood products are unavailable (as they remain undifferentiated in most countries' customs codes), industry sources suggest that in the UK, the largest tropical plywood importer in the EU, the economic downturn has resulted in public sector construction becoming a more important market, increasing the need for imported timber to conform to government procurement policy which favours products which are "verified legal and sustainable". For this reason, together with other factors including the availability of certified plywood products at little or no price premium, demand for certified plywood from UK plywood importers is reported to have increased considerably.

Malaysia has had a trade advantage in EU plywood markets compared to Indonesia with the GSP tariff rate for Malaysian plywood being 3.5% compared with Indonesia's 7%. However, Malaysia's advantage was removed in January 2009 when Indonesia was also given preferential import tariffs on plywood (and other products) entering the EU. China has continued to export a growing volume of tropical plywood to the EU, particularly to the UK where quality and pricing concerns with this product have been raised with regard to core composition, formaldehyde levels and technical board properties. In 2007 there was considerable EU market uncertainty about Chinese tropical plywood imports due to the European Federation of the Plywood Industry (FEIC) request to the EC to extend the existing anti-dumping duties on okoumé plywood to include plywood with other red-faced tropical surface veneers – bintangor, red canarium, kedondong – originating from China. Although the FEIC withdrew its request in December 2007 and the EC subsequently dropped its review on tariffs for Chinese plywood, the one-year delay in implementing a decision caused uncertainty and slackening of demand for Chinese plywood.

### Exports

Figure 25 shows the major ITTO tropical plywood exporters in 2006-2008. In 2007, exports from ITTO producer countries fell by 2.4% to just over 9 million m<sup>3</sup>. The downward trend continued in 2008 when exports reached 8.4 million m<sup>3</sup>. Malaysia remains the largest tropical plywood exporter at 5.1 million m<sup>3</sup> in 2007 and 2008. Malaysia's share of ITTO producer countries'

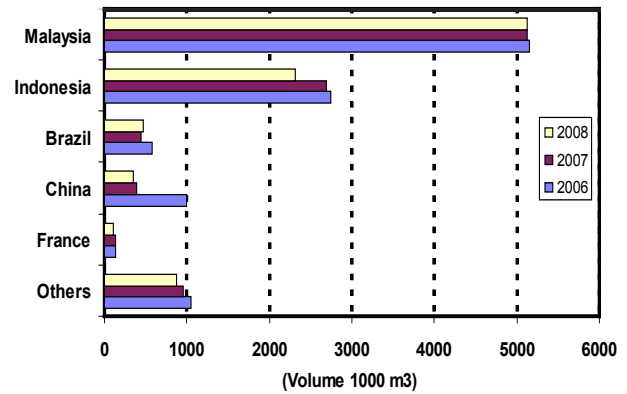


Fig. 25: Major Tropical Plywood Exporters

exports has been growing, from 42% in 2003 to over 58% in 2007, reflecting Indonesia's declining position in the plywood trade. Malaysia's exports are mainly to Japan, the Republic of Korea, the USA, and Taiwan POC.

The EU, particularly the UK, is also an important market, with Malaysia able to supply significant volumes of certified plywood to the EU at small price premiums. Indonesia was traditionally Malaysia's major competitor in the tropical plywood trade, but its exports have declined significantly in recent years and Malaysia now dominates the trade. Indonesia's plywood exports rose by 5% to over 2.7 million m<sup>3</sup> in 2006 but retreated slightly in 2007 to under 2.7 million m<sup>3</sup>, continuing downward in 2008 to 2.3 million m<sup>3</sup>.

Indonesia's exports have fallen 26.1% over the last 5 years and are considerably down from highs of around 10 million m<sup>3</sup> (or 85% of total ITTO producer exports) in the early 1990s.

Latin American tropical plywood exports have declined dramatically over the last 5 years, from 1.4 million m<sup>3</sup> in 2004 to 594 000 m<sup>3</sup> in 2007. Most of the decrease was attributed to a sharp fall in Brazil's exports, which shrank 63% between 2004 and 2007 to 445 000 m<sup>3</sup> in 2007, the industry being constrained by diminishing supplies of tropical logs because of clampdowns on illegal logging, increasing competition from Asian producers (particularly China and Indonesia) and a surge in construction and domestic consumption in 2007.

Brazil's exports are predominantly to the USA (23.1%) and the UK (30%) and exports were affected in 2007 by the strengthening of the Brazilian currency relative to the US dollar and in 2008 by dwindling demand in major markets.

Africa's plywood exports remain relatively insignificant on a global scale but rose in 2007 by 35.6% to 263 000 m<sup>3</sup>. Ghana is Africa's main tropical plywood exporter, accounting for nearly 50% of the region's total in 2007, and the industry has been assisted by government incentives to encourage value-added wood processing. Africa's exports are expected to drop significantly in 2008 and 2009 as demand has plunged in EU countries – the major destination

markets for African producers' tropical plywood exports. ITTO consumer country exports of tropical plywood grew progressively to 2006, reaching 1.6 million m<sup>3</sup>, but plunged 42% in 2007. Almost all of the contraction was attributed to a drastic 60% decline in China's exports of tropical plywood to 396 000 m<sup>3</sup> in 2007<sup>7</sup>. China's downturn in exports in 2007 can be partially attributed to the uncertainty caused by investigations of the legality of wood product supplies from China by the USA and EU, and an increase in manufacture of coniferous plywood. China's plywood export competitiveness has also been affected by the reduction of value-added export tax rebates for Chinese plywood exporters from 13% to 5% in mid-2007 (although these were partially reinstated in December 2008), increased competition for wood raw materials in China, rising labour and fuel costs, and difficulties in supplying environmentally certified products from China due to the complexity of supply chains.

China's tropical plywood exports to markets such as the EU, Taiwan POC and Japan have been largely based on logs sourced from ITTO producer countries, many of which have been steadily losing share in these plywood markets. Chinese exports initially comprised mainly okoumé plywood (now subject to heavy tariffs in the EU) and later included other "combi" plywood products with a domestic poplar core and tropical bintangor or meranti face. Chinese plywood products are comparatively lighter and cheaper than Southeast Asian products while their quality has improved noticeably in recent years. In 2008, exports continued to fall – to 347 000 m<sup>3</sup> – as demand for tropical plywood declined in the USA and EU accompanied by drops in export prices.

Tropical plywood exports from the EU fell by 5.6% to 467 000 m<sup>3</sup> in 2007, when it accounted for slightly more than 50% of consumer exports. EU exports were mainly from Belgium and France in 2007. Total consumer country exports of tropical plywood decreased by 10.6% to 832 000 m<sup>3</sup> in 2008.

### **Prices**

Appendix 4-3 includes graphs showing recent trends in nominal and real FOB prices for various grades and thicknesses of Indonesian, Malaysian and Brazilian plywood. The main tropical species used in the manufacture of plywood for export in 2006-2008 are given in Appendix 3.

For Southeast Asian plywood, the focus of this analysis is on Indonesian prices which are usually closely correlated with Malaysian prices. Prices for 2.7 mm, 3 mm and 6-18 mm panels rose steadily from 2004 to mid-2007 mainly due to supply-side constraints – with growing

<sup>7</sup> In 2007, COMTRADE reports total imports from China of tropical plywood by all reporting countries of 2.94 million m<sup>3</sup>, indicating a significant discrepancy with China export statistics of 396 000 m<sup>3</sup>. Similar discrepancies have been apparent since 2004 and need to be explored further.

log supply problems (in Indonesia and Malaysia) and bottlenecks in shipments, assisted by robust demand in the USA and the UK. Nominal prices for these plywood thicknesses reached ten-year highs of around \$500/m<sup>3</sup>, \$460/m<sup>3</sup> and \$410/m<sup>3</sup> respectively by mid-2007, with prices for MR 6-18 mm BB/CC grades surpassing a price peak in 1996. Price gains during this period reflected declining log availability as a result of reduced logging quotas in Indonesia; continued clampdown on illegal logging; and bottlenecks in shipping capacities. Further price escalation was prevented by fierce competition from cheaper Chinese combi-plywood and mounting concern over illegal logging that led some large importers to switch away from Indonesian plywood altogether. Indonesian plywood export prices reached a plateau in the latter part of 2007 before sliding rapidly in the last quarter of 2008, as global demand weakened (including in Middle Eastern markets) and competition intensified between supply sources. A surplus supply of almost all grades of plywood was reported in major export markets. The resulting overcapacity problems facing plywood manufacturers triggered a downturn in prices that has intensified since the end of 2008. In April 2009, nominal prices had dropped to \$433/m<sup>3</sup>, \$382/m<sup>3</sup>, and \$350/m<sup>3</sup> respectively, the lowest level in 3 years. The short-term outlook is for a continuation of this trend with prices in the medium- to long-term dependent on the uncertain economic outlook in major markets.

Until recently, Chinese plywood products have had a competitive advantage in Europe and other major markets due to highly competitive pricing and a dwindling availability of Southeast Asian plywood. However, as demand for all grades of plywood began to plummet in late 2008, the price advantage of China's plywood exports has been eroded somewhat as a number of EU importers shifted their purchasing activity to Russian birch plywood. Demand for lower quality grades (combi-plywood) is also reported to be very weak due to continued concerns about quality and an improvement in the relative prices of higher quality plywood. The Chinese plywood industry, further confronted by rising labour and raw materials costs, the progressive removal of export incentives available to plywood manufacturers (in 2008), and the strengthening of the Chinese currency against the US dollar, has consolidated production around the larger and more efficient manufacturing facilities. In EU markets, the economic downturn has narrowed the price differential between certified and uncertified plywood products as the relative availability of certified material has increased and exporters have reduced their prices of certified product in an effort to maintain market share. Those exporters with access to certified material have been aggressively marketing their products, emphasizing that they can provide environmentally certified product at little or no price premium.

Prices of white virola plywood (5.2 mm), the most popular Brazilian product, rose in steps from January 2007 to late 2008, reaching \$469/m<sup>3</sup> (nominal) in October 2008. In

contrast to prices of other plywood products, which have trended downwards because of reduced demand, FOB prices of Brazilian white virola destined for the USA continued to rise in 2008 and remained steady in 2009 at the levels quoted above. White virola's competitiveness increased as the Brazilian currency weakened relative to the US dollar, despite a declining market, and as Brazilian supplies of white virola plywood were in short supply due to severe harvesting restrictions in the Amazon. Nominal prices have remained stable at 469/m<sup>3</sup> (nominal) to April 2009.

C&F prices of Japanese plywood imports from Indonesia are shown in Appendix 4-3-d. In 2006, Indonesian plywood supplies were restricted by lack of availability of raw material. During this period Japanese housing starts and construction activity surged, resulting in nominal and real prices rising continuously to reach a record peak in

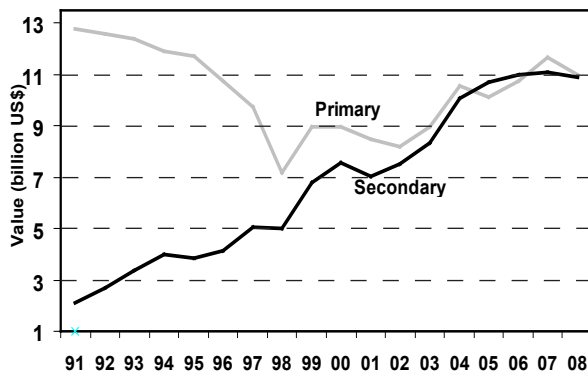
late 2006 of \$595/m<sup>3</sup>, \$700/m<sup>3</sup> and \$800/m<sup>3</sup> (nominal prices) for concrete form panels, floor bases and thin panels respectively. In 2007, Japanese plywood import prices plummeted due to a rapid decline in housing starts and construction activity, and a weakening yen which reduced import demand. Substitution by OSB, particleboard and MDF at the price peak also weakened demand. At the end of 2007, nominal prices had stabilised at \$370/m<sup>3</sup>, \$460/m<sup>3</sup> and \$615/m<sup>3</sup> respectively. Prices rose significantly until September 2008, as supplies were severely constrained, and ocean freight rates escalated. Nominal prices then plummeted in response to falling demand and strengthening of the yen, bottoming at \$320/m<sup>3</sup>, \$460/m<sup>3</sup> and \$433/m<sup>3</sup> respectively in early 2009. In February 2009 exporters edged up prices marginally for concrete form panels in response to supply difficulties caused by poor weather and reduced industry profitability.





## 4. TRADE AND PRICES OF SECONDARY PROCESSED WOOD PRODUCTS

Secondary processed wood products (SPWP) trade trends in 2007 were similar to those in 2006, with the USA continuing to dominate imports overall and with Mexico maintaining its position as the biggest producer country importer. China's growing importance in SPWP trade continued in 2007 with export levels continuing to rise. Most of the global trade in SPWPs was between ITTO consumer countries. Tropical country exports were predominantly from Indonesia, Vietnam (not an ITTO member), Malaysia and Brazil.



**Fig.26: ITTO Consumer Imports of Primary and Secondary Tropical Timber Products, 1991-2008.**

Among ITTO producer regions, the Asian and Latin American regions were particularly active in trade, while the African region continued to show conspicuously lower activity, due to limited SPWP processing capabilities in the region. Although trade statistics are still largely unavailable, anecdotal evidence shows that in 2008 and 2009 SPWP markets began to shrink as construction

activity and consumer spending began to decline rapidly particularly in the major markets, the USA and EU. An expected reduction in foreign direct investment in wood processing in the African region was expected to limit the region's ability to expand exports of SPWPs which remain tiny compared to other regions.

### SPWP Data Sources and Trade Classification

The SPWP trade data presented here was extracted from the UN Commodity Trade Statistics (COMTRADE) database which at the time of preparation contained time series of trade statistics up to 2007 for most developed and some developing countries. This chapter is based on these trade value data for the 2003-2007 period which are summarized as Tables 5-1 to 5-8 in Appendix 5<sup>1</sup>. Figures in these tables have been ranked by 2007 trade figures, the reference year for this analysis although 2007 figures were still preliminary or missing in many cases (particularly for producer countries) at the time of downloading the

<sup>1</sup> All trade data for China in Appendix 5 includes aggregate figures from mainland China, Hong Kong S.A.R. and Macao S.A.R. In order to maintain consistency in data reported for different years in Appendix 5, only EU-15 members are included in EU figures despite accession of 12 new members since 2004 (of which only Poland had joined ITTO as of early 2009). Producers' totals may be underestimates due to non-reporting or partial reporting to COMTRADE by some countries, especially for 2007. "Mirror" statistics from partner countries were used to supplement missing information and to generate aggregate totals in Tables 5-1 to 5-8 of Appendix 5.

**Table 5. SPWP Categories and International Trade Nomenclature Classification**

SPWP Category	Description	Classification		
		SITC Rev.3	HS 96/HS 02	HS 07
Wooden furniture and parts	– Seats, not elsewhere stated (n.e.s), with wooden frames,	821.16	9401.61, 9401.69	Same
	– Furniture, n.e.s., of wood	821.5	9403.30, 9403.40, 9403.50, 9403.60	Same
Builders' woodwork	Builders' joinery and carpentry	635.3	4418	Same
Other SPWP	Packaging, cable drums, pallets, etc.	635.1	4415	Same
	Coopers' products and parts	635.2	4416	Same
	Wood products for domestic/ decorative use, excluding furniture	635.4	4414, 4419, 4420	Same
	Other manufactured wood products	635.9	4417, 4421	Same
Mouldings	Continuously shaped or profiled wood (e.g. mouldings, unassembled strips and friezes for parquet flooring, beaded wood, dowels, etc.)	248.3	4409	Same
		248.5		
Cane and bamboo furniture and parts	Seats of cane, bamboo, etc.	821.13	9401.50	9401.51, 9401.59
	Furniture of other material like bamboo	821.79	9403.80	9403.81, 9403.89

data from COMTRADE in early 2009. As the base year is 2007, the recent impacts of the global financial and economic crises are not able to be derived from analysis of this data. Where possible, however, informed comment has been provided on the impacts of the crisis in 2008 and 2009 on SPWP trade.

Table 5 shows the SPWP categories employed in the analysis together with their corresponding trade nomenclature in the Standard International Trade Classification, Revision 3 (SITC, Rev.3) and in the 1996, 2002 and 2007 versions of the Harmonized Commodity Description and Coding System of the Customs Cooperation Council (Harmonized System or HS 96/02/07). The primary categories of tropical SPWP in trade are wooden furniture and parts (the major category, accounting on average for almost two thirds of trade values); builder's woodwork (joinery and carpentry); other SPWP (packing, wooden boxes, etc.; casks, barrels, vats and other cooper's products; picture frames; table/kitchenware and other articles for domestic/decorative use; and tools, handles, brooms and other manufactured products); and mouldings (continuously shaped or profiled wood, including mouldings, unassembled strips and friezes for parquet flooring, beaded wood, dowels, etc). Since furniture and parts of cane and bamboo have become important non wood tropical forest products exports for many ITTO member countries, these products are also included in this analysis. It should be noted that other SPWP analyses sometimes cover product categories not included here (e.g. "other" furniture parts) which may or may not include wood. This analysis includes only those products explicitly specified as including wood or non-wood forest products such as bamboo and rattan. It should also be noted that tropical and non-tropical SPWPs are not differentiated in the trade statistics and that data presented in Tables 5-1 to 5-8 in Appendix 5 include all species.

## Wooden Furniture and Parts

Wooden furniture and parts is the major SPWP product of ITTO producer and consumer countries and constitutes around 60% of trade between them, followed by builder's woodwork, other SPWPs, mouldings, and cane and bamboo furniture and parts. The most important importers and exporters of wooden furniture and parts in 2007 are shown in Tables 5.2 and 5.6 in Appendix 2.

### *Exports of wooden furniture and parts*

Table 5-6 in Appendix 2 presents the top exporters of wooden furniture and parts by value in 2007. ITTO consumers exported \$40.4 billion of wooden furniture and parts, an increase of 15.7% from 2006. Exports by ITTO consumers accounted for 82% of world exports, a slight decrease on the previous year. Most of the trade in wooden furniture and parts (84%) was between ITTO consumer countries.

China and Italy dominated exports of wooden furniture and parts in 2007, valued at \$10.9 billion and \$7.0 billion

respectively in 2007, increasing year-on-year by 20% and 17% respectively. Germany and Poland were the other major exporters in 2007 at \$4.8 and \$3.9 billion, growing 18% and 20% respectively.

After more than ten years' expansion, China's wooden furniture exports reached a peak of more than \$10 billion in 2007, a ten-fold increase since 1995. China accounted for one-fifth of world exports and more than one-quarter of ITTO consumers' exports in 2007. The USA, the EU and Japan continued to be the major destinations, with China still heavily reliant on the US market which received almost half of China's furniture exports. China's wooden furniture export boom during this period was in response to sustained growth of the world economy and China's rapid economic development. Based on strong global furniture demand and export-oriented policies, China has become the world's largest exporter of wooden furniture and parts, surpassing Italy's export value in 2005. Over the last twenty years, the average growth rates of the value of China's furniture production and exports have been around 30%, similar to the growth rate of exports of all products and considerably higher than the average level of GDP growth during this period (9.8%).

As with many producer countries, however, China's furniture industry has been mainly focused on exports rather than domestic consumption, providing low-cost and price competitive furniture products mainly to the USA. In the meantime, furniture production, distribution and marketing has become increasingly globalised, with many US and European furniture manufacturers and importers either significantly increasing their investment in production in China, or outsourcing the production of semi-finished pieces to China, as Original Equipment Manufacturing (OEM) became the main strategy for China's exports to the US market.

This strategy has resulted in China becoming both the largest global importer of primary tropical wood products and the largest global exporter of SPWPs. As the world's "processing factory", China's furniture production has faced strong competition from other producers in low and medium-quality furniture markets and the imposition of non-tariff trade measures from importing countries concerned at the impact of highly price competitive SPWP imports from China on their own domestic furniture industries.

For a number of manufacturers, particularly small and medium-sized enterprises (SMEs), both profitability and market demand conditions became uncertain from late 2007 to the first half of 2008, when China's furniture industry experienced a number of internal and external difficulties. Domestically, the sharp increase in costs of raw materials, labour, land and freight, as well as the continuing appreciation of the Chinese currency reduced the profitability of furniture manufacturing. Furthermore, the removal of preferential policies for furniture exporters, particularly reductions in value-added-tax

(VAT) rebates for export-oriented enterprises had affected the competitiveness of China's furniture manufacturers compared to previous years.

In the international market, the rapid growth and low price of China's furniture products have caused trade frictions with its major trading partners, particularly the USA and some European countries, who have faced pressure from domestic furniture manufacturers to impose protectionist measures against low cost imports from China. In the USA, for example, in 2004 the US International Trade Commission determined that the US domestic furniture industry had suffered material injury from imports of wooden bedroom furniture from China and imposed import duties of 2% to 16% on the majority of Chinese firms, and 198% on other Chinese furniture producers (mostly SMEs) who had not contested the case. Although the USA continues to impose anti-dumping measures on Chinese wooden bedroom furniture, furniture products manufactured in China have continued to be more price competitive than those manufactured in almost all other ITTO consumer countries.

The impact of the global financial and economic crisis on furniture trade gradually emerged from the second half of 2008. Demand for furniture in major markets, especially the USA, appeared to sharply decline due to a slowdown in the housing construction market. China's export-oriented furniture manufacturers suffered from a lack of new orders as housing starts and consumer spending rapidly slumped. The China National Furniture Association has provided preliminary statistics showing that year-on-year growth in China's wooden furniture production and exports was 2.5% and 3% respectively in 2008, compared with annual growth of around 30% and 35% respectively over the last decade. Many furniture enterprises located in Southern China (in particular in Guangdong province) including US and European invested companies, have curtailed production or closed down, with many SMEs facing collapse or converting their attention to the domestic market. As the situation is likely to deteriorate in 2009, China's furniture exports are forecast to decline for the first time since ITTO began collating SPWP data.

Although rising production costs and weak demand in major export markets has adversely affected China's furniture production, China is likely to maintain a comparative advantage in furniture manufacturing compared to other ITTO consumer countries, at least in the medium term. It will be assisted by a package of economic stimulation policies including resumption of VAT rebates for furniture exports. Furthermore, Chinese furniture manufacturers are adapting to the global economic downturn and increasingly competitive market conditions by rationalizing the industry, not only by downsizing of less competitive enterprises but also by upgrading products and technologies, exploring new markets and becoming more vertically integrated.

Italy was the world second largest exporter in 2007, with an unexpected 17% growth in value of exports, from \$6 billion

in 2006 to \$7 billion in 2007. The major markets for Italy's furniture exports were other EU countries, particularly western European countries. France continued to be the major destination, followed by the United Kingdom and Germany. Russia and the USA were fourth and fifth. The rapid growth in 2007 was attributed to increased exports to eastern Europe and Asia, particularly China and India.

Italian furniture products are characterised by high quality and creative design. However, Italy's furniture industry has also faced similar difficulties to China's in recent years. Industry sources note that sharp increases in prices of raw materials (including wood products) and the appreciation of the euro relative to other major currencies were major obstacles to further development of the sector, in addition to price competition from lower cost furniture producers. The economic slowdown in Europe and the USA caused by the global financial crisis worsened the prospects for significant growth in furniture exports in 2008 and 2009.

Germany, the world's third largest exporter, enjoyed 18% year-on-year growth in value of wooden furniture exports, valued at \$4.8 billion in 2007. As with Italian exports, Germany's exports mainly relied on markets in the EU countries, which accounted for almost two-thirds of Germany's total export value. The Netherlands was Germany's largest furniture trading partner (replaced by France in 2008), followed by France, Austria, Switzerland and the UK. Furniture exports to eastern Europe and Middle East countries have also increased rapidly in recent years. From late 2008, Germany's furniture exports were affected by the financial and economic crises, especially to the UK and Spain, which has encouraged the exploration of other markets such as Eastern Europe, the Middle East, Asia and North America.

Malaysia was the largest wooden furniture exporter among ITTO tropical producers. In 2007, Malaysia exported \$1.9 billion worth of wooden furniture, 11% up from the previous year, and overtaking Denmark as the seventh largest global exporter. The USA remained Malaysia's largest market (35%), followed by Japan, the United Kingdom and Australia. Most of Malaysia's wooden furniture production utilizes lower cost raw material such as rubberwood and particleboard, making it cost competitive relative to other producers. In order to encourage diversification of markets and products, Malaysia's furniture industry has organized a number of fairs and exhibitions in recent years. Indonesian wooden furniture exports accounted for around 20% by value of ITTO producer country exports of wooden furniture and parts in 2007, when it remained the second largest ITTO producer country exporter. Indonesia's exports were valued at \$1.2 billion, growing only 1% from 2006.

The USA, European countries and Japan were the major markets, accounting for about 80% of Indonesia's furniture exports. In recent years, increasing costs of labor and freight have undermined the competitiveness of Indonesia's exports, in addition to rising costs of raw material (logs and sawnwood).

Vietnam, although not an ITTO member country, is the largest wooden furniture exporter located in the tropical region. More than 90% of Vietnam's SPWP exports in 2007 were wooden furniture and parts. In 2007, the value of Vietnam's exports of wooden furniture reached a record high of \$2.7 billion, a 32% increase from 2006 and allowing Vietnam to replace Canada as the fifth largest global exporter of wooden furniture. Based on sustained continuous growth, the Vietnam Woodwork and Forest Products Association announced preliminary statistics showing that exports in 2008 exceeded \$3 billion.

Markets for Vietnam's wooden furniture are more diversified than those of other exporters, with exports to 120 countries and territories, although major markets such as the USA, Japan, the UK and China accounted for over 60% of the value of Vietnam's wooden furniture exports in 2007. The USA remained the largest importer and accounted for about 40% of the export value. Also noteworthy was the almost 80% increase in exports to China during 2007. The significant expansion of Vietnam's furniture industry benefited from bilateral trade agreements signed with the USA from 2001 and from foreign direct investment in the furniture sector from the USA, Europe, Japan and Taiwan POC. Additionally, anti-dumping measures imposed by the USA on Chinese wooden bedroom furniture, as well as the increasing cost of labor in China, created more opportunities for Vietnam's manufacturers and exporters. It was reported that many foreign invested furniture firms in China had moved their factories to Vietnam in recent years.

As with China, Vietnam's furniture industry is heavily dependent on imports of primary wood products. As Vietnam's domestic wood resources have been unable to meet the rapid growth in demand, around 80% of primary wood products are imported from Malaysia, Brazil, the USA and neighboring countries (Laos, Cambodia and Myanmar). Vietnam has also been impacted by an increase in costs of raw materials and freight which has somewhat reduced the competitiveness of furniture exports. As is the situation with all other wooden furniture exporters, Vietnam's furniture industry is being affected by weak markets but it is expected that growth will continue based on comparatively low production costs and improving product quality.

### ***Imports of wooden furniture and parts***

The top ten importers of wooden furniture and parts ranked by value in 2007 are shown in Table 5.2 in Appendix 5. ITTO consumers imported \$48.8 billion of wooden furniture and parts in 2007, a year-on-year increase of 10.1%, over double the value in 2000. ITTO consumers accounted for a significant share (87.2%) of world imports in 2007, while producer countries' imports remained relatively tiny at a global scale (less than 2%).

The USA continued to be the largest individual country importer of wooden furniture and parts, as well as other types of SPWPs, accounting for nearly 33% of total

imports by ITTO consumer countries in 2007. US imports of wooden furniture and parts rose substantially in the early 2000s as the US furniture industry began to focus more on distribution and marketing of furniture and less on manufacturing. However, for the first time in 5 years, the value of imports declined slightly from \$16.5 billion in 2006 to \$16.1 billion in 2007. Although its proportion of world imports also dropped from 33% to 29% over the same period, the USA still remains a key importer of wooden furniture and parts. Although comparable COMTRADE data are unavailable for 2008, it is expected that US imports of wooden furniture and parts will continue to fall rapidly in 2008 and 2009 due to the weakness of market demand resulting from the global financial and economic crises. US furniture demand is strongly linked to housing starts and household wealth, both of which have been severely impacted by the economic downturn (see section 2).

The EU 15's aggregate imports of wooden furniture and parts exceeded those of the USA in 2007, at \$23.2 billion, up 18% from 2006. The EU accounted for more than 41% of the world's import value, 2% higher than the previous year. The UK remained the world's second largest importer, reaching \$4.8 billion, an increase of 19% from 2006. France's imports rose 22% over the same period, from \$3.2 to \$3.9 billion, overtaking Germany as the third largest importer. Germany became the fourth biggest importer at \$3.8 billion. Similar to the USA, the EU's furniture consumption has been severely affected by the global financial and economic crises which have affected construction activity. A collapse in consumer confidence has resulted in a significant drop in furniture imports in the second half of 2008, with this trend expected to continue in 2009. UK imports of wooden furniture began to significantly decline in the third quarter of 2008, and furniture consumption is expected to drop in the next 2-3 years, according to UK Treasury forecasts. Outside the EU, Canada, Japan and Switzerland continue to play an important role in global imports of wooden furniture and parts.

Table 5.4 in Appendix 2 shows the top tropical importers of wooden furniture and parts ranked by 2007 values. Although imports in 2007 by ITTO producers remained small compared to major consumer country importers, the import value for all ITTO producers was significant, exceeding \$1 billion for the first time. Mexico remains the largest tropical importer of wooden furniture and parts, with imports valued at \$321 million, an increase of 8% from 2006. Singapore, the second largest tropical importer, expanded imports by 19% to \$188 million in 2007. India and Malaysia were also important tropical importers of wooden furniture and parts, with India's imports jumping nearly 40% as a result of rapid economic growth and consumer demand during 2007.

### **Builder's Woodwork and Joinery**

Builder's woodwork and joinery includes windows, doors and their frames, parquet panels, concrete shuttering,



shingles and shakes. Demand for builder's woodwork and joinery is derived from demand for residential and non-residential construction, including renovation and repairs.

### ***Exports of builder's woodwork and joinery***

World exports of builder's woodwork, the second largest SPWP item, totaled \$14.2 billion by value in 2007, 8.1% higher than in 2006. Most of the exports (84% by value) were from ITTO consumer countries and a significant proportion of the trade is non-tropical. The largest exporters – Canada, Austria and Germany – are predominantly softwood, and to a lesser extent temperate hardwood, producers of builder's woodwork and joinery products, with almost all their trade being within the EU and North America.

ITTO producer country exports fell 4.2% between 2006 and 2007, with Latin America seeing the largest falls in its regional exports, again due to the lagging US construction sector since late 2006 and strengthening Brazilian currency relative to the US dollar. China exported a significant volume of builder's woodwork, valued at \$1.1 billion in 2007; although the tropical component is unable to be differentiated in the customs statistics, it may be significant. The Philippines was the largest ITTO producer country exporter, with exports valued at \$742 million, followed by Indonesia (\$472 million), Brazil (\$406 million) and Malaysia (\$297 million).

Indonesia's exports of builder's woodwork dropped 19% in 2007, with exports to ITTO consumer countries diving nearly 20%. There were also declines in Malaysia's exports of builder's woodwork, although these were less pronounced than in Indonesia. Latin American producers suffered significant losses in the value of exports of builder's woodwork and joinery due to weak demand, with Brazil's overall exports slumping 20.9% and Peru's dropping 14.5%.

### ***Imports of builder's woodwork and joinery***

The USA dominates imports of builder's woodwork, with imports totaling \$2.6 billion in 2007, representing 20% of the world's total imports. The 2007-08 slump in the US housing sector, resulted in falling demand for builder's woodwork and joinery. However, because these effects were apparent in the market only from the last quarter of 2007, overall imports to the USA dropped negligibly in 2007 compared to the previous year.

The UK, Japan and Germany are also significant importers of builder's woodwork, with the EU region importing nearly half of the world total. EU imports increased in value in 2007 but reports show a decline in 2008.

In Japan, both housing starts and housing renovation slowed in 2007 and 2008, with Japan's imports of builder's woodwork only growing 5.2% in 2007 when compared to the same period in 2006. During 2007 and 2008, Japan also began increasing its reliance on domestic wood sources,

so gains in import volumes and values were expected to be low or negative in 2008 and 2009.

Imports from ITTO producer countries grew by 14% in the EU in 2007. Germany's imports of builder's woodwork grew only marginally, with imports from producer countries sliding 6.6%, and wooden window frames continuing to be under threat from materials such as plastic and aluminium. In 2008, Germany's window sales were reported to have grown because of growth in the energy-saving renovation and non-residential building sectors, although demand for exterior doors had declined. A downturn in demand for wooden windows was anticipated in 2009. By the beginning of 2009, the EU countries were reportedly seeking alternatives to tropical wood in favor of substitutes, in part due to uncertain consumption levels and long lead times for ordering tropical products in 2008. While imports of builder's woodwork continued to grow in 2007, these trends were expected to shift in a more negative direction for most of the EU during 2008 and 2009.

Bucking this trend, the builder's woodwork and joinery sector rebounded temporarily in the UK in May 2008. Although large house builders were reported to be decreasing their orders, demand for domestic replacement and contractor-led projects were sound. The style preferences of many high-end buyers of darker tropical timbers helped to boost demand for various tropical species. However, by May 2009, the positive news had subsided and there were reports of widespread closures and production curtailment in furniture and joinery companies in Europe.

## **Other Secondary Processed Wood Products**

### ***Exports of other SPWPs***

This category includes a wide variety of items such as picture frames, tableware and kitchenware and other small wooden items, as well as cable drums, pallets, etc. The aggregate trade in these products is large, with exports valued at \$11.5 billion in 2007, an increase of 10% on the previous year. Similar to other SPWP items, the bulk of the trade is between ITTO consuming countries, which accounted for 86% of world exports in 2007. China accounted for 24% of world exports by itself, despite a decline of 4% on 2006 levels due to the start of declining demand in its major market – the USA.

Poland's exports accounted for much of the increase in world exports in 2007, with exports valued at just over \$1 billion, a 29% increase on the previous year. This represented a general trend in the EU in 2007, where significant growth in other SPWP exports was posted for the other significant EU exporting countries – Germany, France and Italy. The main ITTO producer country exporters of other SPWPs were Indonesia, which constituted 29% of ITTO producer country exports in 2007, followed by Thailand, Brazil and Mexico.



### ***Imports of other SPWPs***

The USA was the major import market for other SPWPs, absorbing nearly \$3 billion worth in 2007, followed by Germany, Japan and France. The EU was the most important regional destination for other SPWP exports, with EU imports in 2007 more than double that of the USA and up 24% on the 2006 level. The EU economy had continued to grow in 2007, but growth in other SPWP imports was not expected to be sustained in 2008 and 2009 as the economic downturn became more pervasive in EU countries. ITTO producer country imports of other SPWPs were relatively insignificant, totalling only \$298 million in 2007.

### **Mouldings**

The top ten importers and exporters of mouldings ranked by value in 2007 are shown in Tables 5.2 and 5.6 in Appendix 5. Global trade in mouldings grew during 2007, but along with other types of secondary processed wood products, began to fade by mid-2008. In 2007, world exports of mouldings jumped 7.4% to \$5.6 billion, 88% of which was from ITTO consumer countries. While ITTO producer country imports of mouldings rose by over 5% in 2007, consumer imports increased by less than 2% although they accounted for the bulk (86%) of the value of world imports of mouldings. At a regional level, Latin America/Caribbean and Asia Pacific accounted for 97% of ITTO producer country exports of mouldings in 2007 although Africa showed the greatest gains in exports of mouldings in the three ITTO producing regions, rising by over 30% from 2006 levels.

### ***Exports of mouldings***

Exports from the Asian region continued to dominate world exports of mouldings by value, largely due to China's domination of global mouldings exports, which grew 8% in 2007 to reach \$794 million. Brazil – the next largest global exporter and largest ITTO producer country exporter – exported \$641 million worth of mouldings in 2007, although a significant volume of exports are softwoods, mainly pine species. The next two largest tropical producer exporters of mouldings, Indonesia and Malaysia, showed continued positive trends in 2007, with exports jumping 10% and 23% respectively. ITTO consumers received about 90% of exports from both countries. Indonesia and Malaysia's mouldings and other wood processing industries have been supported by government incentives to boost the sector's output but in the face of strong competition from China in the USA, EU and Japanese markets, have expanded their exports to non-traditional markets such as the Gulf Cooperation Council member countries. Although ocean freight costs rose significantly in 2007 this did not negatively affect Indonesia and Malaysia's overall mouldings exports in 2007.

Although Latin America was the largest exporter of mouldings of the ITTO producer country regions, export growth by value in 2007 slowed to 7.7%, compared to

15.2% in the ITTO Asia producer region (which excludes China). Exports from the region were dominated by Brazil, whose exports totaled \$641 million in 2007, more than ten times higher than Mexico (\$61 million) and Peru (\$56 million), the next largest exporters. The slowdown in growth which occurred from mid-2007 is attributed to declining competitiveness and a loss in market share in North America due to continued strengthening of the Brazilian currency relative to the US dollar (until the end of 2008).

Slackening of demand for solid wood products in the construction sector in the USA began to emerge in mid-2007 in response to the sub-prime mortgage crisis. Imports of mouldings by the USA fell 22.6% and Canadian moulding imports slid 6.2% in 2007. This trend in the US and Canadian construction sectors became more pronounced after 2007, impacting many of the larger producers of mouldings and other SPWPs in Latin America that depended on the US and Canadian construction markets. In the state of Para in Brazil, for example, by late 2007 two North American multinational companies had announced the closure of their production lines for mouldings and frames and other companies in Brazil producing mouldings were also facing layoffs and curtailing production in late 2007.

In Peru, the weakening US construction market also began to affect exports of mouldings in 2007. Peru's increase in mouldings export value of 5.8% between 2006 and 2007 was primarily due to a rise in exports of decking and skirting boards to Canada, France, Sweden and Mexico. Much of Peru's parquet panels (which are classified as "mouldings" in the HS classification system) were targeted to the domestic market, as demand began to fall in the USA. In the Caribbean region, Guyana's exports of mouldings began to pick up in early 2007, largely due to its exporting strategy in the Caribbean region. The leading export destination was Barbados, which consumed mostly purpleheart mouldings.

Africa's exports of mouldings to ITTO consumers jumped slightly in 2007 from 2006 levels. Continued demand for mouldings from competitively priced West African sources by ITTO consumers allowed the region to maintain its strength during most of 2007.

### ***Imports of mouldings***

The rising prices of mouldings from the Asian region, a weakening US currency relative to other major currencies, and declining housing starts in the USA impacted the global mouldings trade in 2007 and the first half of 2008. Illegal logging legislation and VPA negotiations with some ITTO producer countries in Europe began to affect consumer attitudes to tropical wood products, including mouldings, in 2007. The EU imported 17.2% more mouldings by value in 2007 than in 2006, the major importers being the United Kingdom, Italy, France and Germany. Although Germany's overall imports of mouldings dropped 15.6%, imports from ITTO producer countries rose 43.5%. In the

USA, total imports of mouldings fell 22.6% by value in 2007 from 2006 levels and imports from ITTO consumer countries fell 20.7%.

Elsewhere in Europe, UK mouldings imports jumped 17%, although 78% of total UK mouldings imports were from ITTO consumers. Brazilian hardwoods were reported to be in demand at stable prices in the UK given the weak dollar, although overall demand was low during mid-2007 and into 2008.

EU imports of tropical flooring products such as parquet panels (classified as “mouldings” in the HS code classification) showed a remarkable 27% increase for the first 6 months of 2008 when compared to the same period in the previous year. The bulk of the products came from China, with Indonesia, Thailand and Brazil also supplying some of the stock. Experts speculated that this could have been indicative of rising competitive pressure among Europe’s domestic flooring manufacturers rather than a large increase in overall demand.

Mouldings were also targeted by EU illegal logging legislation being developed in late 2008 and early 2009, and European producers began to correspondingly decrease their orders for tropical timber species, particularly for products such as parquet flooring. This left some European parquet suppliers with a large amount of unsold stock. By the end of 2008, the European Parquet Federation estimated that overall sales had dropped by 7% when compared to 2007. In addition, lack of demand began to affect import values near the end of 2008 and into 2009, in addition to non-tropical substitutes which are expected to be used increasingly as the year 2009 progresses.

In 2008, prices of mouldings in Southeast Asia continued to be stable until the economic downturn began to affect the timber trade in mid-October 2008 after which prices for SPWPs began to fall. In the second quarter of 2009, prices in Malaysia and Indonesia for Grade A mouldings were almost \$200/m<sup>3</sup> lower than during the start of 2007. This reflected extremely limited demand for products as well as dwindling supply, as producers were cutting back production and laying off staff. Japan, the USA and Europe all reportedly decreased their imports of mouldings from Southeast Asia in 2008 with further declines likely in 2009.

## **Bamboo and Cane Furniture and Parts**

Exports of bamboo and cane furniture and parts totaled \$2.2 billion in 2007, with 66% of world exports being from ITTO consumer countries. Exports from ITTO producer countries only constituted 24% of world exports. In 2007 as in previous years, China dominated exports of cane and bamboo furniture and parts. China’s exports of these products jumped 23% by value in 2007, with its exports to ITTO producer countries leaping by 69%. Indonesia and Italy, and to a lesser extent Vietnam, were also significant

in the trade, and these four countries accounted for two-thirds of global exports of cane and bamboo furniture and parts in 2007. The tropical producer countries showing a significant increase in exports of cane and bamboo furniture and parts in 2007 were Vietnam (20%), Indonesia (14%) and Thailand (15%). Japan and France saw the largest gains in the value of their imports, rising 8.8% and 8.1% respectively. The largest suppliers of parts of bamboo, cane and similar products were China, the Philippines and Indonesia (and Canada as a re-exporter).

China’s exports were predominantly to the EU, with most exports from private enterprises in Shandong, Guangdong and Zhejiang Provinces. China industry sources note that although the value of exports of bamboo and rattan products from state-owned enterprises had jumped 12%, their volume fell 3% in 2007. At the end of December 2007, China issued a requirement to reduce domestic usage of wooden chopsticks to set a new management standard for catering enterprises. This was expected to boost the domestic use and exports of bamboo chopsticks enterprises. China also prohibited wood and bamboo furniture processing operations with low utilization rates in mid-September 2007 to improve efficiencies. Additionally, from 1 January 2006 until the end of 2008, China issued a notice of a refund on value-added tax on products made of timber residues, which included wood and bamboo ends.

By January 2008, China had more than 500 species of bamboo and a bamboo forest area of 4.84 million hectares (or 1/5th of the world’s total area of bamboo). In 2008, it was expected that China’s bamboo and cane industry would be affected by resource loss caused by the severe cold weather conditions which China experienced in mid-January 2008. Over 80% of collectively-owned plantations suffered serious effects. Seedlings, existing bamboo forests and newly planted forests were severely impacted with a high mortality rate. Hubei Province, which contained around 80% of the total bamboo forest area, was affected in addition to new forest regions of the Danjiang Reservoir, Fushui Reservoirs and the Three Gorges Reservoir. China’s 2008-2009 exports will be impacted as a result.

Following significant global growth in consumption of bamboo and cane furniture and parts, many ITTO producer countries have been exploring the use of bamboo as an alternative to wood in SPWP manufacture and exports. Ghana is exploring the use of bamboo as an alternative to wood sources in the furniture industry. In Malaysia, Asmindo expected to continue to sell tables, chairs, and filing cabinets from rattan, wood and bamboo to traditional and new markets to boost exports. Malaysia was also expected to continue to initiate other research projects and help local villagers obtain income through handicraft enterprises using bamboo.

The largest suppliers of rattan parts are the Philippines, Indonesia and China. Rattan resources in China are rich,

with 25 species occurring naturally as of early 2008. Mechanization of the rattan industry in China already had resulted in the hiring of 250 000 employees in 2008. The total value of China's rattan products trade amounted to \$200 million and is expected to

continue to grow at an annual rate of 10%. While similar positive gains were not seen in any other country, production of handicrafts and furniture from rattan was expected to continue growing in other parts of Asia and Africa.

**Table 6: Direction of SPWP Trade for Main Partners, 2007 (million US\$)**

Export Import	EU	ITTO Consumers	China	Brazil	Indonesia	Thailand	Malaysia	ITTO Producers
<b>EU</b>		<b>27 954</b>	<b>6 144</b>	<b>823</b>	<b>1 660</b>	<b>354</b>	<b>682</b>	<b>4 080</b>
		<i>29 487</i>	<i>3 263</i>	<i>701</i>	<i>1 093</i>	<i>337</i>	<i>592</i>	<i>3 064</i>
<b>Japan</b>	<b>521</b>	<b>2 117</b>	<b>1 961</b>	<b>14</b>	<b>357</b>	<b>290</b>	<b>188</b>	<b>1 157</b>
	<i>480</i>	<i>2 204</i>	<i>1 438</i>	<i>14</i>	<i>283</i>	<i>296</i>	<i>253</i>	<i>1 572</i>
<b>US</b>	<b>1 671</b>	<b>16 780</b>	<b>10 656</b>	<b>1 021</b>	<b>862</b>	<b>467</b>	<b>958</b>	<b>4 663</b>
	<i>1 909</i>	<i>13 158</i>	<i>6 275</i>	<i>855</i>	<i>709</i>	<i>386</i>	<i>705</i>	<i>3 919</i>
<b>ITTO Consumers</b>	<b>23 466</b>		<b>22 550</b>	<b>1 964</b>	<b>3 388</b>	<b>1 244</b>	<b>2 269</b>	<b>11 091</b>
	<i>27 293</i>		<i>13 889</i>	<i>1 640</i>	<i>2 582</i>	<i>1 138</i>	<i>1 995</i>	<i>9 772</i>

*Figures in bold denote imports recorded by importing country/region. figures in italics denote exports by exporting country/region.*

*Source: COMTRADE.*

## 5. COUNTRY NOTES

The following notes provide details of relevant and recent developments in ITTO member countries, including information on trade barriers, new or increased processing capacity, trans national forestry investment, the role of forest plantations in wood supply, forest law enforcement activities and domestic economic trends, as solicited through the JFSQ. Where possible, these are supplemented by information from other sources; nevertheless, the quality and length of these notes are determined largely by the original submissions by members.

Due to the availability of relatively more accessible information from other sources, less effort was made to supplement the scant JFSQ information provided by consumer countries on these topics. Most of the information presented here for producer countries is as of mid-2008.

### PRODUCER COUNTRIES

#### AFRICA

##### DEMOCRATIC REPUBLIC OF CONGO

After a review of 156 logging contracts in the Democratic Republic of Congo (DRC), the government cancelled nearly 60% of logging contracts in 2008/09. The investigations, backed by the World Bank, were conducted with the view to exposing corruption and enforcing environmental standards. The investigations concluded that only 65 of the existing deals were viable. The government notified the relevant companies of the cancelled contracts and indicated new contracts would be issued for 90,000 square kilometres of forest area.

##### GABON

The government of Gabon has indicated that from 1 January 2009, the harvesting of four major species of timber – afo, douka, moabi, and ozigo – is no longer permitted. Producers were given three months in which to dispose of all stocks of these species. The impact of this measure on market prices and the volume of annual harvest in Gabon has yet to be assessed. Moabi is a major species for the market in France. Although individually the volumes of each of the four species are insignificant, the ban will mean a noticeable reduction in the harvest volumes per hectare. This is expected to impact the viability of some concession areas. At the time of notification, it was uncertain whether concession holders will be able to increase annual allowable concession areas or harvest other species to compensate for the lower output.

##### GHANA

Ghana has negotiated a bilateral timber trade agreement with the European Union (EU), its biggest market for timber. The Voluntary Partnership Agreement (VPA) as the agreement is called, aims at actively implementing forest governance arrangements that facilitate and

promote sustainable and equitable forest conservation and management. The VPA also seeks to establish a licensing scheme to ensure that only legal timber products are exported to the EU, and to position Ghana to respond to changing international market requirements for timber. The agreement was reached in September 2008. Timber products covered by the agreement can only be sold in Europe with a license certifying their legality. It is therefore hoped that the deal will reduce illegal logging, reverse the devastation of the country's forests as well as halt the slide in timber sales to Europe.

Improving the value-added content of Ghana's timber exports remains one of the key priorities of the Ghana Forestry Commission. To this end, policy interventions and incentives aimed at encouraging the timber industry are being pursued to expand value addition, in the short- to medium-term, through the downstream processing and export of wood products. Under a new multi-sectoral programme designated as the Natural Resource and Environmental Governance Programme (NREG), the value-added processing sector of the timber industry is expected to receive a boost through investments, incentives and technical assistance from the country's Development Partners (DPs).

An event of major significance was the ITTO-sponsored West and Central Africa Tropical Forest Investment Forum hosted by Ghana in August 2007. The objective of the forum was to increase the level of understanding of the opportunities for and the constraints to investment in natural tropical forests and of the types of tools and incentives, among others that were available or needed to promote responsible investment.

The timber industry continued to face dwindling availability of the well known traditional timber species. Lesser Used Timber Species (LUS) therefore continued to grow in volume and share of the overall composition of wood products exports. The minor tropical forest products (MTFPs) of bamboo, rattan and cane continue to gain prominence with the widest application being in the growing furniture sector of the industry, thereby increasing their contribution to the country's economy and offering employment to a respectable and increasing number of workers. Clusters of bamboo, rattan and cane products could be seen on display in many major towns and cities by artisans and traders.

Housing supply remained short of demand. Available data suggested that the housing deficit of the country was in excess of 500,000 units whilst supply figures varied between 25,000 and 40,000 units per annum as against the annual requirements of 70,000 – 100,000 units. The year 2007 witnessed brisk domestic housing activity and housing starts, especially in the urban and metropolitan



towns and cities. The Ghana Government initiated an Affordable Housing Programme, the first phase of which would involve the construction of about 5,000 housing units in the major towns, cities and metropolis in the country.

There was increasing substitution of wood with plastic, glasses, steel and PVC in several public and private housing projects. The importation and use of non-wood office and household items such as plastic chairs and tables, steel cabinets, melanin laminated office furniture, foam and leather-combined furniture as well as glass tables was increasingly becoming the fashion. Nevertheless, some LUS continued to enjoy appreciable utilization by real estate developers.

Except for a few large companies which undertook some level of equipment retooling and installation for value addition, no major investments were reported by the industry. On the other hand, the small and medium-scale companies (SMEs) continued to experience raw material and liquidity problems coupled with obsolete processing equipment. However, as part of the timber industry restructuring programme under the VPA, a principal thrust in the short to medium-term would be the development of a competitive, innovative and technologically strong SME sector. This would be achieved through strategies, including re-equipping selected mills of SMEs with efficient machines for downstream processing, providing training and manpower development through technical cooperation and building the capacity of SMEs in innovative processing and business skills among others.

Arrests and prosecution of illegal timber operators, mostly chainsaw timber producers, continued throughout the year. A 'Task Force' made up of forest guards from the Forestry Commission and the security services were collaborating with the local communities to eradicate illegal logging activities within the country's forests.

Plantation development continued to receive the requisite attention from Government, the local forest fringe communities and the private sector. The National Forest Plantation Development Programme (NFDP) which was launched in 2001 under a Presidential Special Initiative (PSI) aimed at restoring lost forest cover, addressing the timber and fuelwood deficit situation in the country as well as creating employment and food production at the rural community level for poverty reduction.

Plantation development was being undertaken nation-wide within degraded portions of 131 forest reserves and off-reserves. According to a report of the Resource Management Support Centre (RMSC) of the Forestry Commission, the key components of the programme included:

- On-reserve Modified Taungya Plantations System (MTS),
- Private Sector on/off-reserve plantation programme

and Community off-reserve programme

— Community Forest Management Project (CFMP)

— Government Plantation Development Program (GPDP)

The report indicated that since the launch of the NFDP in 2001, an estimated total area of 124,085 ha had been planted on-reserve, comprising 840 ha by the Forestry Services Division (FSD), 78,458 ha by MTS, 28,702 ha by GPDP, 6,427 ha by CFMP and 9,658 ha by private developers. The MTS had been particularly cited as having achieved 87% of the targeted 90,000 ha within the period. The main timber species being planted were teak (*Tectona grandis*), gmelina (*Gmelina arborea*) and indigenous timber species such as mahogany (*Khaya* spp.), wawa/obeche (*Triplochiton scleroxylon*) and ofram (*Terminalia superba*).

Plantation timber was becoming more prominent in the species content of the country's timber exports. In the year 2007, plantation timber, notably teak (*Tectona grandis*), gmelina (*Gmelina arborea*) and cedrella (*Cedrella odorata*) constituted at least 25% of the country's total timber export volume.

## REPUBLIC OF CONGO

The European Commission had concluded a Voluntary Partnership Agreement (VPA) with the Republic of Congo to tackle the problem of illegal logging and illegal trade. The system established under the agreement would ensure timber products exported to the EU from the Republic of Congo would be from legal sources. The first legal exports to Europe under the new system were expected in 2011. By this time, a system of legal verification and traceability would be in place, making it a requirement for timber products to be supported by a licence showing the products had been legally harvested and were from sustainably managed forest sources.

## ASIA-PACIFIC

### MALAYSIA

Malaysia and the EU were expected to sign a Voluntary Partnership Agreement (VPA) within the first three to four months of 2009. The EU was continuing negotiations on the EU's acceptance of Malaysia's certification system for timber. Acceptance of the new system would mean that Malaysian timber would not be subject to further certification requirements in the EU market.

### PHILIPPINES

Current tariff rates are as follows:

Tropical sawnwood: 7%

Tropical veneer: 7%

Tropical plywood: 15%

The species composition generally remained the same except for plywood imports where non-coniferous species increased to 70% of all plywood imports compared to 28% in the previous year.



Trends showed that the contribution of the construction industry to total GDP increased from 2.6% in 2006 to 10.3% in 2007.

On forest law enforcement and governance, Task Force Kalikasan was established under DENR AO No. 2008-01 as the lead implementing unit for enforcement of all environmental laws, including those related to forestry. DENR AO No. 2007-31 prescribed the use of a computer generated certificate of Timber Origin (CTO) & Certificate of Lumber Origin (CLO) forms. The DAO was in consonance with the sustainable resource management and development thrust of the government and mechanisms to monitor the movement and transport of timber and lumber products.

Total area of forest plantation was 910,735 ha  
Annual establishment rate was 851,000 ha/annum  
Proportion of industrial roundwood production from plantations was approximately 83%.  
Total area under IFMA/ITPLA, Tree Farm & Agroforestry Farm Leases was 871,000 ha, SIFMA was 34,743 ha and PFDA was 4,992 ha.

#### **VIETNAM (not an ITTO member)**

The Vietnamese Ministry of Agriculture and Rural Development and the European Commission (EC) had agreed to establish a bilateral Technical Working Group on Forest Law Enforcement Governance and Trade (FLEGT). The aim of the working group was to jointly investigate the options of combating illegal logging and related trade and the possibility of negotiating a FLEGT Voluntary Partnership Agreement between Vietnam and the European Union. Vietnam was a major exporter of processed timber products to the EU and had recently been criticized for importing illegally harvested timber to supply its booming furniture sector. With legislative initiatives against the trade in illegal timber products being developed in the USA, the EU and other consumer markets, the Vietnamese industry was seeking ways to maintain and expand its market position by guaranteeing the legality and sustainability of its timber products.

## **LATIN AMERICA**

### **BRAZIL**

The Brazilian economy experienced a period of expansion in 2008 with growth in the domestic market, mainly civil construction and industrial uses, assisting in increasing timber demand. It was expected that growth in the domestic market would be sustained in 2009 due to continued growth in GDP of over 4.5% in 2008. However, the performance of the export sector was adversely affected by the depreciation of the US dollar against the Brazilian real in 2007 and early 2008, and by the global economic downturn in the latter half of 2008. In the international marketplace, the Mercosur trade agreement had been an important instrument for facilitating trade between Brazil and the other countries in South America, including the trade in timber products.

There had been no significant changes in the composition of timber species in the terms of trade. It is important to note that some lesser used tropical timber species were of high value in dollars per cubic metre, as in the case of species such as “mogno”, “cedro” and “pau-marfim”.

According to the Brazilian Institute of Geography and Statistics (IBGE), the civil construction industry sector continued to grow. Its year-on-year rate of growth to June 2008 was 7.97%. On the other hand, the pulp and paper industry expanded 4%, while the furniture sector increased 5%.

Law 11.284/2006 provided regulations for the management of public forests, establishment of the National Fund of Forest Development (FNDF), and other measures. Decree 6.063/2007 established the National Register of Public Forests, provided regulations at federal and local levels for community forests, environmental forest licensing, bidding and concession contracts to forestry, and monitoring and auditing of management of public forests for the purposes of the provisions of Law No 11284, March 2, 2006.

On 18 June 2008, a Special Committee on Climate Change set up by the Brazilian Congress, approved a report with 51 recommendations to halt and reverse global warming. Among these recommendations were the creation of a global fund to finance environmental conservation, the implementation of jointly managed initiatives by Amazonian countries and measures for deforestation control. The report emphasized the need for changing consumption patterns that would reflect an enhanced awareness of the environment.

The planted forests of Brazil accounted for 53 thousand square kilometers (5.3 million ha.) – or about 1% of Brazil’s forest cover. The main species were *Eucalyptus* spp. (55%) and *Pinus* spp (35%).

### **GUYANA**

Incentives applicable to the forest sector, (operators in both the harvesting and manufacturing sub sectors), were awarded based on the level of investment, employment opportunities (local), and contribution to the economy through projected foreign exchange earnings – among the main criteria. Contribution to community development and to the level of welfare of groups, as well as provision of infrastructure, were also considered in this process.

Enhancing efficiency in timber processing:

The Guyana Forestry Commission (GFC) hosted awareness building seminars in all administrative regions to further sensitize operators and stakeholders on the revised standards for wood processors. The aim was to improve practices in the industry and raise recovery rates to 70% by 2011, compared with the 35-40% currently achieved. The revised standards took into consideration objections made by producers during 2007 regarding the feasibility of the initial proposals for better standards.

#### Training for forest communities:

The Forest Training Centre Incorporated (FTCI) had trained over 266 people in 2007 from academic institutions, forest administration, NGOs, logging enterprises and communities, in various areas of forest operations and management. The FTCI was receiving support from ITTO for many of its activities under a project that was being implemented. There had been a special focus on building capacity in community-based logging associations with some representatives from such associations attending a chainsaw milling course. This course together with outreach programmes by both the FTCI and the Guyana Forestry Commission was part of renewed efforts to improve the management and operations of logging operations for the various indigenous communities that depended on the forests for their livelihoods. This programme supplemented the ongoing work being done by the GFC in the area of community forestry and social development.

Community development and training in forest inventory, reduced impact logging, harvest planning and occupational health and safety:

Five communities benefited from training in key areas of forest management: Three Friends Maria Elizabeth, Orealla Siparuta, Kwebana, Capoey and Caria Caria. This initiative was being financed by the EU/GoG Guyana Micro Projects Programme.

Capacity building, training and awareness in key areas of sustainable forest management including forest laws, forest inventory and forest management:

Two forest-based communities, Kwebana and Batavia, were approved by the donor to receive technical and financial assistance in developing and enhancing capacity in the areas of sustainable forest management and economic development of forestry activities. This project was being supported by the British High Commission and coordinated by the World Wildlife Fund.

Additionally, there had been a need for capacity building at the national level. Thus, the GFC had commenced implementation of a project geared towards strengthening sustainable forest management in Guyana through improved practices, capacity building, training and awareness, and monitoring and research activities. This project was financed by the World Wildlife Fund and targeted activities such as enhancing the capacity of GFC in key areas, improved forest practices at the level of small forest enterprises, conducting education and awareness activities in community forestry enterprises, and lending support to the newly established legal verification system for the forest sector.

#### Strengthening sustainable forest management in Guyana:

In 2007, the GFC commenced implementation of a project aimed at enhancing sustainable forest management in Guyana by promoting improved practices, education and awareness in key forestry areas, institutional strengthening and conducting relevant monitoring and research activities.

This project was scheduled for 2 years and commenced in the latter half of 2007. Among the activities completed in 2007 were the final workshop for the establishment of the Legal Verification System, preparation of training materials in key forest areas, and planning for two forest inventory exercises in communities. The larger part of the project would be implemented in 2008.

The Government of Guyana's initiative to provide housing for the citizens of the country continued, and was creating an increased demand for building material. Structural timber and wooden building materials continued to be used in housing construction. To date, there were 4 foreign companies active in the forest industry. These companies were all large concessions issued under the Timber Sales Agreement (TSA).

Guyana's Forest Bill 2007 (Bill No. 21 of 2007), which sought to consolidate and amend the law relating to forests, was unanimously passed by Parliament on 22 January 2009, strongly supported by both government and opposition members of Parliament. The Forest Bill 2007 provided an important and timely piece of legislation necessary to ensure that Guyana's forest sector continued to contribute to the country's sustainable development.

The Bill took into account the important contribution and role played by Guyana's forest resources in climate change mitigation and the provision of environmental services. It also sought to update existing legislation under which forests were managed with due regard to international best practices for sustainable forest management and legality. The Forest Bill also recognised forests' vital role in poverty alleviation especially in relation to forest dependent communities. The Bill set a regime for the sustainable management of the state forests.

The second part of the Bill provided for the issuance of five types of state forest authorizations: concessions, exploratory permits, use permits, community forest management agreements and afforestation agreements. This section also addressed compliance with occupational health. The Bill prohibited acts that could cause forest fires in State Forest areas and empowered the GFC to declare certain areas to be fire protection areas. The Bill placed emphasis on value added activities by addressing issues of quality control through legally binding codes of practice which could be subject to amendments from time to time. Issues of under-pricing, unlawful exportation of forest produce, trade of timber in contravention to the GFC's guidelines, and procedures for ownership of concession areas and change thereof, were also outlined in the Bill.

In Guyana, plantations account for approximately 512 hectares of land. These areas are mostly reserves for the purpose of research. Plantations were established throughout Guyana during the 1950s and 1970s. The main species planted is *Pinus caribaea*. However, most recently, a plantation of *Paulownia* spp. has been established for veneer production (ITTO, 2002).

## **MEXICO**

Illegal harvesting of timber has been a significant problem in Mexico's forest sector. In 2005, fifteen critical forest zones accounted for 60% of illegal cut areas at the national level, according to data from the Federal Office of Environmental Protection (PROFEPA). As a result, Mexico has focused on growing their certified forest area to prevent illegal harvesting. Mexico has been using certification as a tool against illegal logging and for contributing to the sustainability of multiple natural resources. The implementation of new certification techniques will be supported and supervised by various institutions created by the government.

In 2007, Mexico issued a decree revising the Law of Acquisitions, Rentals and Services of the Public Sector, which indicated that wood, furniture and other office equipment were required to be from sustainably managed sources. The Mexican government was promoting green purchasing to facilitate the implementation of forest certification and chain of custody in the country. It also was setting an example by using furniture from certified wood sources, thereby contributing to environmental sustainability. Elements of Mexico's national system of certification and chain of custody included: preventative technical audits undertaken by CONAFOR; environmental audits managed by PROFEPA; and certification of sound forest management practices by the Forest Stewardship Council.

## **PERU**

According to the Decree N°1090, which effected changes to Peru's forest law, the Agriculture Ministry was designated as the national authority in charge of the design, execution, supervision and evaluation of forest policy. Under the previous legislative actions, the Agriculture Ministry was the primary body that promoted the sustained use and the conservation of forest resources and wild fauna, while the National Institute of Natural Resources (IRENA) was in charge of forest management in Peru. The new Decree also required national, regional and local development programmes to incorporate planting and replanting forests as important activities to stimulate industrial optimization of species such as palmetto, rubber, bamboo, chestnut, and camu camu, among others. The law provided for the Agriculture Ministry to also reward activities that generate more aggregated value and promote the conservation of biological diversity. On 16 January 2009, Peru signed a Free Trade Agreement (FTA) with the US. The agreement would take effect from 1 February 2009. After a year of negotiations, Peru and China signed a Free Trade Agreement (FTA) to promote Peruvian exports to China as well as stimulate further Chinese investment in Peru. According to the Vice Minister of Foreign Trade, Eduardo Ferreyros, the agreement would allow Peru to export USD805 million in various non-traditional products. China was expected to increase investments in Peru up to USD4.5 million. Total exports to China had significantly expanded during the last few years, growing 149% between 2004 and 2007.

## **SURINAME**

The Caricom was in a negotiation process with the EU (EPA), to permit imports to the EU, including timber and timber products free of import duties within 10 to 20 years. One company had set up a plywood plant in 2007 with annual plywood production of about 450 m<sup>3</sup>. The expectation was that in 2008 plywood production would increase to 2,000 m<sup>3</sup>/annum, with softwood production (peeler logs) and trade expected to increase as a result of the new plant.

Domestic building activity had slowed but figures on whether tropical timber consumption has also decreased were not yet available. According to experts, local consumption was expected to increase 1.5% per year based on population growth. The capacity of the forest management institution had been upgraded. In 2008 there had been significant investment in facilities and personnel of the SBB. With this development the control and monitoring of logging activities could be conducted more adequately. The log tracking system had also been revised and upgraded, with data collection and processing becoming more reliable.

## **CONSUMER COUNTRIES**

### **AFRICA**

#### **EGYPT**

'The customs tariff for imports of all timber products (HS code 4407) was 5%. The government of Egypt exempted unprocessed wood products from additional sales taxes (usually 5%) to encourage the private sector to increase their utilization of wood products. A 3% customs service fee was imposed on imports. 'The government of Egypt had reduced the tariff rates on unprocessed wood to encourage domestic industries. Tropical timber was mainly imported from West Africa, Cameroon, Côte d'Ivoire, Gabon, Republic of Congo, Malaysia, Indonesia, China, and Chile. Softwoods were mostly imported from Finland, Sweden, Russia, Romania, Slovenia, France, USA and Canada.

### **ASIA-PACIFIC**

#### **CHINA**

In order to respond to the global economic slowdown and keep stable growth of foreign trade, two notices (Notice No. 120 and No. 121) were issued jointly by the Ministry of Commerce and the General Administration of China's Customs on 31 December 2008, to amend the Catalogue of Restricted and Prohibited Products for Processing Trade. Effective from 1 February 2009, China would allow duty free export of some products including certain wood products. A total of 1,730 ten digit tariff code items of textiles, plastic products, wood products and metal products would be removed from the Catalogue of Restricted Products for Processing Trade, making up 77% of the total number of previously restricted products worth USD30 billion.

An agreement to establish an EU-China Bilateral Coordination Mechanism on Forest Law Enforcement and Governance was reached on Jan. 30, 2009. Based on this agreement, both China and the EU would begin to provide relevant cooperation. The Bilateral Coordination Mechanism would explore opportunities for the EU and China to develop a shared approach towards legality verification schemes for timber and timber products imported from timber exporting countries, including in the context of FLEGT (Forest Law Enforcement Governance and Trade) Voluntary Partnership Agreements.

The Notice on Increasing the Export Tax Rebate Rates for Labour-Intensive Products was announced jointly by the Ministry of Finance and the State Administration of Taxation on 17 November 2008. A list of 3,770 items was included in the third export tax rebate increase this year as part of the government's RMB4 trillion yuan (USD571.4 billion) economic stimulus package. The items included labour-intensive, mechanical and electrical products. The export rebate rate for plywood rose from 5% to 9%. The change would be effective as of 1 December 2008. The rebates are expected to provide relief to export-oriented enterprises facing shortage of capital and to labour-intensive export-oriented enterprises.

## KOREA

Current tariff rates are as follows:

- Tropical sawnwood: 5%
- Non-tropical sawnwood: 5%
- Tropical veneer: 3%, 5%, 8%
- Non-tropical veneer: 3%, 5%, 8%
- Tropical plywood: 8%, 11%
- Non-tropical plywood: 8%, 11%

## TAIWAN POC

The Taiwan Construction and Planning Agency of the Interior Ministry (CPAMI) announced on October 31, 2008 a working set of fire code regulations which should result in an increase in the use of wood products in Taiwan construction/housing projects in the future. The "Chapter 9: Fire Codes for Wood Frame Construction" included the following sectors:

- 9.1 General principles
- 9.2 General principles of fireproof wood frame construction
- 9.3 Fireproof design of wood frame construction
  - 9.3.1 Post and Beam Structural Systems
  - 9.3.2 2 x 4 Structural Systems
  - 9.3.3 Log House Systems

Appendix 6: Fire Rating Systems for wall, floor and roof designs frequently used in other countries

## EUROPE

### FRANCE

Customs tariffs imposed were those common to the European Union. According to a Circular Letter of the Prime Minister dated April 5, 2005 in relation to

government contracts, tropical wood should be certified as originating from forests under sustainable management. The Draft Act on the *Grenelle de l'environnement* (French multi-party talks on environment issues which were held in October 2007) stated that "from 2010, the totality of timber purchased by the Government and its public institutions shall be certified or shall originate from forests under sustainable management".

Following the *Grenelle de l'Environnement*, the National Conference on Forests (January 2008) adopted the goal to increase timber harvest in France to 12 million m<sup>3</sup> by 2012, and to 21 million m<sup>3</sup> by 2020, including 9 million m<sup>3</sup> of industrial roundwood and 12 million m<sup>3</sup> of wood for bioenergy.

### GERMANY

In January 2007 a public procurement regulation entered into force at federal level, aimed at the acquisition of wood products exclusively originating from sustainable timber sources. The market share of timber houses within the building sector was slowly growing (currently at about 14 %). The future trend of timber utilisation was increasingly towards renovation and reconstruction. The overall plantation area was about 1000 hectares (mainly for research and development). So far plantations were of no market significance.

### IRELAND

All tariff barriers which applied in the EU were applicable in Ireland. Irish trade data does not facilitate the separation of imports by species type. This applies to all timber imports including tropical timber. Trends in domestic house building and information on the use of wood products in Ireland are available in the publication *Woodflow in Irish Forests* (2006) from the COFORD website ([www.coford.ie/iopen24/pub/pub/woodflow.pdf](http://www.coford.ie/iopen24/pub/pub/woodflow.pdf)). Oriented Strand Board (OSB) is being substituted for plywood in timber frame applications.

The area of forest in Ireland was 697,840 ha. Ownership was 57% public ownership / 43% private ownership.

73.9% Coniferous / 26.1% Broadleaf:

The proportion of industrial roundwood from plantations is 100%.

Data had been provided by the National Forest Inventory of Ireland as produced by the Irish Forest Service (2004-2006). For further information visit the Forest Service website as below [http://www.agriculture.gov.ie/forestry/presentations/NFI\\_Results.pdf](http://www.agriculture.gov.ie/forestry/presentations/NFI_Results.pdf)

### NORWAY

A new public procurement policy prohibited the use of tropical timber in the government sector. Lesser-used tropical timber species have limited importance and significant changes in tropical timber consumption were not expected.

Forest plantations occupied approximately 300,000 ha.



Annual establishment rate: approx. 100 ha. The proportion of industrial roundwood production from plantations is less than 2.5 percent.

## **POLAND**

Import tariff rates currently in force in Poland corresponded with the European Union Customs Duty Tariff.

Poland was basically self-sufficient in terms of timber supply. Tropical wood imports were insignificant in the Polish wood market. Foreign trade of wood products from tropical wood was of relatively minor significance: imports of tropical sawnwood comprised 5% of total imports, veneer sheets 5%, and plywood around 4%. Tropical exports comprised less than 1%, less than 1%, and 3% respectively. In Poland there was a problem of lack of production capacity for processing tropical timber. A potential further increase in the consumption of tropical timber and tropical wood products will depend on the value of demand.

In the medium term, significant changes in the species composition of processed tropical timber and products made of this wood in Poland were not expected. The most common species of tropical wood in Poland were meranti, bakau, and palisander. Due to the minor significance of the tropical wood market in Poland, the impact of any other factors stimulating the wood market was limited.

The development of residential house building and restoration activities was expected to increase. A positive sign for the wood market, including the market for tropical wood, was the growing number of houses being built as

well as a growing number of permissions for building new houses. In 2007, these were 8% and 47% more than in 2006, respectively.

In 2007, foreign investment in Poland amounted to \$17.6 million while the cumulated value of foreign direct investment in the period 1990-2007 amounted to \$131.6 million. It was estimated that about 5% of foreign capital had been invested in the wood sector. Foreign capital had the strongest influence on the development of the furniture, wood-based panels and paper industries.

In 2006, the value of damage done to the State Forests National Forest Holding amounted to PLN6.5 million, a decrease of 13% compared to 2005. However the number of harmful activities in forests increased by 319 to reach 14,435. With regard to the structure of forest harmful activities, the most significant were: losses due to theft of timber from public forests – 54.6% (in 2006, 8,888 cases of timber theft were reported, amounting to PLN3.5 million); poaching – 26%, theft or destruction of property in Forest Districts – 16%; and losses due to illegal usage of the forest – 3.5%. In Poland breaking the rules of the forestry law was penalized according to the law in force (The Forest Act of 28th September 1991 with subsequent amendments).

In 2006, the area of forest plantations in Poland was 32,000 ha, removals and afforestation amounted to 65,690 ha, afforestation amounted to 16,932 ha and removals from trees outside the forest amounted to 571,843 m<sup>3</sup>.





## 6. REFERENCES

**The following reference texts, periodicals, etc. were consulted in the preparation of the Review:**

- CHINA FORESTRY YEARBOOK 2007 and 2008: China State Forestry Administration. Beijing
- CHINA FORESTRY STATISTICAL YEARBOOK 2007: China State Forestry Administration. Beijing
- CHINA NATIONAL LIGHT INDUSTRY COUNCIL (CNLIC): Statistics on furniture of 2007 and 2008 Eurostat
- EUROPEAN FEDERATION OF THE PLYWOOD INDUSTRY 2008: “Annual Report 2007-2008”. Brussels, Belgium. Presented to the General Assembly, Vienna, Austria 10-11 July 2008.
- FOOD AND AGRICULTURE ORGANIZATION (FAO) 2008: FAOSTAT database. FAO, Rome.
- FURNITURE PRODUCTION, IMPORT AND EXPORT STATISTICS: 2007 and 2008, China National Furniture Association (CNFA), Beijing
- GLOBAL DEMOGRAPHICS 2007a: “Tomorrow’s Developing Asia”. Global Demographics Ltd, Hong Kong.
- GLOBAL DEMOGRAPHICS 2007b: “Tomorrow’s Affluent Asia”. Global Demographics Ltd, Hong Kong.
- GLOBAL DEMOGRAPHICS 2007c: “Tomorrow’s China. Understanding the evolving demographic landscape in China”. Global Demographics Ltd, Hong Kong.
- GLOBAL TRADE INFORMATION SERVICE (GTIS) 2008: Global Trade Atlas database. Columbia, South Carolina.
- GOETZL, A.; EKSTRÖM, H. 2007: “Report on the Review of the US Market for Tropical Timber Products”. ITTC(XLII) CEM-CFI (XL)/5, 7-12 May, Port Moresby, Papua New Guinea.
- IMPORT AND EXPORT STATISTICS OF CHINA: Statistics of 2007 and 2008, General Administration of Customs of China, Beijing
- INTERNATIONAL LABOUR ORGANIZATION 2009: Call for employment and social policies to drive growth and recovery. Conclusions from the G8 Labour and Employment meeting.  
<http://www.ilo.org/global/lang--en/index.htm>
- INTERNATIONAL MONETARY FUND (IMF) 2009: “Global Economic Slump Challenges Policies”. World Economic Update January 28, 2009.
- INTERNATIONAL MONETARY FUND (IMF) 2009: “Global Economic Policies and Prospects”. Group of Twenty. Meeting of the Ministers and Central Bank Governors. March 13-14, 2009.  
<http://www.imf.org/external/pubs/ft/survey/so/2009/NEW031909A.htm>
- INTERNATIONAL TROPICAL TIMBER ORGANIZATION (ITTO) 1996: “Pre-Project Study on Evaluation and Enhancement of ITTO’s Statistical Functions and Networks”. ITTO, Yokohama.
- INTERNATIONAL TROPICAL TIMBER ORGANIZATION (ITTO) 2008: ITTO Market Information Service. Various reports. ITTO, Yokohama.
- INTERNATIONAL MONETARY FUND (IMF) 2008: “World Economic Outlook”. October 2008. Washington, D.C. 301pp.
- INTERNATIONAL MONETARY FUND (IMF) 2008: “International Financial Statistics”. Washington D.C.
- INTERNATIONAL WOOD INDUSTRY 2008: China State Forestry Administration. Beijing
- MINISTRY OF COMMERCE OF CHINA 2008: “Import and Export Statistics and Analysis of 2007 and 2008”.

RICS EUROPEAN HOUSING REVIEW 2009: RICS Research, Brussels. [www.rics.org](http://www.rics.org)

UNITED NATIONS ECONOMIC COMMISSION FOR EUROPE/ FOOD AND AGRICULTURE ORGANIZATION (UNECE/FAO) 2008: "Forest Products Annual Market Review 2007-2008". Geneva Timber and Forest Paper Study Paper 23. United Nations, Geneva, 153p.

UNITED NATIONS STATISTICS OFFICE 2008: UN COMTRADE database. New York.

US DEPARTMENT OF THE TREASURY: An Overview of the Burmese Sanctions Regulations Title 31 Part 537 of the US Code of Federal Regulations.  
<http://www.treas.gov/offices/enforcement/ofac/programs/burma/burma.shtml>.

US INTERNATIONAL TRADE COMMISSION 2008: Wood Flooring and Hardwood Plywood. Competitive Conditions Affecting the U.S. Industries. Investigation No. 332-487. USITC Publication 4032. [www.usitc.gov](http://www.usitc.gov)

VAN HELDEN F. 2008: Implementing the EU FLEGT Action Plan. Side Event. 44th ITTC Yokohama 6 November 2008.

**Various 2006/2007 issues of the following publications were also consulted**

Asian Timber	Japan Times
EUWID Wood Products and Panels	Malaysian Timber Bulletin
Far East Economic Review	Maskayu
Financial Times	National Bureau of Statistics of China
Forest Certification Watch	Random Lengths International
Furniture Design and Manufacturing Asia	STA Review
Hardwood Review Global	The Economist
Inwood International	Timber Trade Journal
(US) International Wood Products Association	Tropical Forest Update
ITTO Market Information Service	USDA Foreign Agricultural Service GAIN Reports
Japan Forest Products Journal	Wood Based Panels International
Japan Lumber Journal	Wood Furniture – International Market Review
Japan Lumber Reports	Wood Markets

**The following websites were also consulted:**

American Forest and Paper Association, [www.afandpa.org](http://www.afandpa.org)

British Furniture Manufacturers, [www.bfm.org.uk](http://www.bfm.org.uk)

CAFNET-China Academy of Forestry Website, [www.cas.sc.cn](http://www.cas.sc.cn)

Center for International Forestry Research, [www.cifor.cgiar.org](http://www.cifor.cgiar.org)

China State Forestry Administration, [www.forestry.gov.cn](http://www.forestry.gov.cn)

China National Furniture Association (CNFA), [www.cnfa.com.cn](http://www.cnfa.com.cn)

Chinatimber, [www.chinatimber.org](http://www.chinatimber.org)

Chinawood.net (CWI), [www.chinawood.net](http://www.chinawood.net)

Convention on International Trade in Endangered Species of Wild Fauna and Flora, [www.cites.org](http://www.cites.org)

Energy, Environment and Development Programme, Chatham House, [www.illegal-logging.info](http://www.illegal-logging.info)

Environment News Service, [www.ens-news.com](http://www.ens-news.com)

EU Indonesia FLEGT Support Project, [www.eu-flegt.org](http://www.eu-flegt.org)

Euroconstruct, [www.euroconstruct.org](http://www.euroconstruct.org)

Federation of German Woodworking and Furniture Industries (HDH0, [www.hdh-ev.de](http://www.hdh-ev.de)

Forest Industries Intelligence Ltd, [www.sustainablewood.com](http://www.sustainablewood.com)

Forest Protection Portal, <http://forests.org>

Forest Trends, [www.forest-trends.org](http://www.forest-trends.org)

General Administration of Customs of China, [www.customs.gov.cn](http://www.customs.gov.cn)

Global Demographics, [www.global-dem.com](http://www.global-dem.com)

Globalwood.org, [www.globalwood.org](http://www.globalwood.org)

Indonesian Furniture Industry and Handicraft Association, [www.iffina-indonesia.com](http://www.iffina-indonesia.com)

International Monetary Fund, [www.imf.org](http://www.imf.org)

International Trade Centre, Trade Competitiveness Map, [http://www.intracen.org/appli1/TradeCom/RS\\_TP\\_CI.aspx?RP=120&YR=2005](http://www.intracen.org/appli1/TradeCom/RS_TP_CI.aspx?RP=120&YR=2005)

Italian Federation of wood, furniture, cork and Furnishing Industries, [www.federlegnoarredo.it](http://www.federlegnoarredo.it)

Japan Ministry of Agriculture, Forestry and Fisheries, [www.maff.go.jp](http://www.maff.go.jp)  
Japan Statistics Bureau, [www.stat.go.jp](http://www.stat.go.jp)  
Malaysian Timber Industry Board, [www.mtib.gov.my](http://www.mtib.gov.my)  
Rainforest Action Network, [www.ran.org](http://www.ran.org)  
Statisches Bundesamt Deutschland, [www.destatis.de](http://www.destatis.de)  
Taiwan Bureau of Foreign Trade, [www.trade.gov.tw](http://www.trade.gov.tw)  
Timber Trade Journal Online (TTJ), [www.ttjonline.com](http://www.ttjonline.com)  
UN Comtrade, [www.unstats.org/unsd/comtrade](http://www.unstats.org/unsd/comtrade)  
UNECE/FAO TIMBER database, [www.unece.org/trade/timber](http://www.unece.org/trade/timber)  
United Nations Statistics Division, [www.unstats.un.org](http://www.unstats.un.org)  
US Census Bureau, [www.census.gov](http://www.census.gov)  
US Department of Agriculture, Foreign Agricultural Service, Attache Reports, [www.fas.usda.gov](http://www.fas.usda.gov)  
US International Trade Commission, [www.usitc.gov](http://www.usitc.gov)





## **APPENDICES**

<b>Appendix 1</b>	<b>Production and Trade of Timber, 2004-2008.....</b>	<b>57</b>
<b>Appendix 2</b>	<b>Direction of Trade in Volume of Primary Tropical Timber Products between Major ITTO Producers and Consumers in 2007.....</b>	<b>117</b>
<b>Appendix 3</b>	<b>Major Tropical Species Traded in 2006 and 2007.....</b>	<b>123</b>
<b>Appendix 4</b>	<b>Prices of Major Topical Timber and Selected Competing Softwood Products .....</b>	<b>171</b>
<b>Appendix 5</b>	<b>Trade in Secondary Processed Wood Products, 2003-2007 .....</b>	<b>187</b>
<b>Appendix 6</b>	<b>UNECE Timber Committee Market Statement on Forest Products Markets in 2008 and Prospects for 2009 .....</b>	<b>197</b>

**SOURCES:**

The 2007 Joint Forest Sector Questionnaire is the main source of the appendices. Other sources are indicated by the superscripts after the figures.

**ITTO SUPERSCRIPTS**

<b>C</b>	COMTRADE database.
<b>CB</b>	COMTRADE MIRROR STATISTICS from COMTRADE database.
<b>F</b>	FAOSTAT database.
<b>R</b>	Figure rounded down to zero.
<b>I</b>	ITTO estimate.
<b>X</b>	Repeated data.
<b>*</b>	Other unofficial data including country statistical reports, trade journals, ITTO project reports, USDA Foreign Agricultural Service reports.
<b>G</b>	Global Trade Atlas.
<b>W</b>	Adjustment from weight (usually metric tons) to volume assuming the following factors (unless different conversion factors are reported): coniferous logs – 1.43m <sup>3</sup> /ton; non-coniferous tropical logs – 1.37m <sup>3</sup> /ton; non-coniferous non-tropical logs – 1.25m <sup>3</sup> /ton; coniferous sawnwood – 1.82m <sup>3</sup> /ton; non-coniferous sawnwood – 1.43m <sup>3</sup> /ton; veneer – 1.33m <sup>3</sup> /ton; plywood – 1.54m <sup>3</sup> /ton.
<b>--</b>	Data not available or impossible to calculate (i.e. divide by zero).

**UNECE SUPERSCRIPTS**

<b>E1</b>	Validated (Supplied by official national correspondent and approved by secretariat analyst).
<b>E2</b>	Official (From country, supplied by official national correspondent. Can be modified due to obvious errors [wrong units]).
<b>E3</b>	Estimated-analyst (An educated estimate made by secretariat based upon knowledge and non-official sources).
<b>E4</b>	Calculated, exclusively generated by Microsoft Access program for aggregates (both regional and product) and special calculations (e.g. consumption).
<b>E5</b>	Repeated.
<b>E6</b>	Not Publish but counted in totals.
<b>E7</b>	Provisional (a very rough estimate by Secretariat).
<b>E8</b>	Estimated-technical (an estimate based on technical validation rules to make the data fit).
<b>E9</b>	National estimate (unofficial data provided by official source).
<b>TCF</b>	Timber Committee Forecasts held in Geneva in October 2008.
<b>ITCF</b>	ITTO Secretariat estimates based on TCF.

## **APPENDIX 1**

### **Production and Trade of Timber, 2004-2008**

Table 1-1-a. Production and Trade of All Timber by ITTO Consumers .....	58
Table 1-1-b. Production and Trade of Tropical Timber by ITTO Consumers .....	70
Table 1-1-c. Production and Trade of All Timber by ITTO Producers .....	76
Table 1-1-d. Production and Trade of Tropical Timber by ITTO Producers .....	88
Table 1-2-a. Value of Trade of All Timber by ITTO Consumers, 2006-2007 .....	94
Table 1-2-b. Value of Trade of Tropical Timber by ITTO Consumers, 2006-2007 .....	102
Table 1-2-c. Value of Trade of All Timber by ITTO Producers, 2006-2007 .....	105
Table 1-2-d. Value of Trade of Tropical Timber by ITTO Producers, 2006-2007 .....	113

**N.B.** Domestic Consumption = Production + Imports - Exports.

Unit values may differ for equivalent volumes/values due to rounding.

Export values/prices are FOB; import values are CIF, unless otherwise stated.

Table 1-1-a. Production, Trade and Consumption of All Timber by ITTO Consumers (1000 m<sup>3</sup>)

Country	Product	Species	Production					Imports				
			2004	2005	2006	2007	2008*	2004	2005	2006	2007	2008*
Asia-Pacific	Logs	All	112158	115376	127498	133882	136961	49480	49104	54360	55914	44777
		C	68414	69243	73853	74718	77946	34309	34536	39164	39756	31569
		NC	43744	46133	53645	59164	59015	15171	14568	15196	16158	13208
	Sawn	All	43047	44694	51458	54722	58469	20573	18310	18326	17037	17403
		C	33762	32147	34909	34926	36897	12795	12241	12690	11812	12531
		NC	9285	12547	16549	19796	21572	7778	6070	5636	5225	4872
	Ven	All	4462	4410	4365	4326	4150	687	652	595	566	512
		C	2123	2113	2142	2131	1956	89	73	71	118	112
		NC	2339	2296	2223	2195	2195	597	579	524	448	400
	Ply	All	26141	30325	32657	40820	40842	8609	7998	8395	7148	6920
		C	14294	19891	19304	24108	24124	1024	946	1033	1169	1150
		NC	11848	10434	13353	16712	16718	7585	7053	7362	5979	5770
Australia	Logs	All	26333	26333	26735 <sup>F</sup>	27083 <sup>F</sup>	27083 <sup>X</sup>	6 <sup>I</sup>	9 <sup>CB</sup>	2 <sup>I</sup>	8 <sup>I</sup>	1 <sup>G</sup>
		C	14520	14520	14379 <sup>F</sup>	14542 <sup>F</sup>	14542 <sup>X</sup>	5 <sup>CB</sup>	3 <sup>CB</sup>	2 <sup>CB</sup>	3 <sup>CB</sup>	1 <sup>G</sup>
		NC	11813	11813	12356 <sup>F</sup>	12541 <sup>F</sup>	12541 <sup>X</sup>	1 <sup>C</sup>	6 <sup>CB</sup>	1 <sup>C</sup>	5 <sup>C</sup>	1 <sup>G</sup>
	Sawn	All	4668	4687	4784 <sup>F</sup>	5064 <sup>F</sup>	5064 <sup>X</sup>	804 <sup>F</sup>	701 <sup>F</sup>	570 <sup>I</sup>	566	729 <sup>G</sup>
		C	3415	3456	3596 <sup>F</sup>	3929 <sup>F</sup>	3929 <sup>X</sup>	655 <sup>F</sup>	563 <sup>F</sup>	444	443	616 <sup>G</sup>
		NC	1253	1231	1188 <sup>F</sup>	1135 <sup>F</sup>	1135 <sup>X</sup>	149 <sup>F</sup>	138 <sup>F</sup>	126 <sup>F</sup>	123	113 <sup>G</sup>
	Ven	All	5	4	4	5	5 <sup>X</sup>	19	21	29	35	35 <sup>X</sup>
		C	2	2	2	2	2 <sup>X</sup>	8	10	16	18	18 <sup>X</sup>
		NC	3	2	2	3	3 <sup>X</sup>	11	12	12	17	17 <sup>X</sup>
	Ply	All	146	156	145	130	130 <sup>X</sup>	193 <sup>F</sup>	194 <sup>F</sup>	226 <sup>C</sup>	257 <sup>C</sup>	238 <sup>I</sup>
		C	128	137	128	114	114 <sup>X</sup>	122	115	131 <sup>C</sup>	191 <sup>C</sup>	191 <sup>X</sup>
		NC	18	19	17	16	16 <sup>X</sup>	70	79	95 <sup>C</sup>	67 <sup>C</sup>	47 <sup>G</sup>
China	Logs	All	47120 <sup>I</sup>	50230 <sup>I</sup>	61120 <sup>I</sup>	64920 <sup>I</sup>	67700 <sup>*</sup>	27642 <sup>F</sup>	30087 <sup>I</sup>	35451 <sup>I</sup>	38892 <sup>I</sup>	29524 <sup>G</sup>
		C	19680 <sup>*</sup>	20730 <sup>*</sup>	24800 <sup>*</sup>	23250 <sup>*</sup>	26000 <sup>*</sup>	16192 <sup>F</sup>	18989 <sup>F</sup>	23016 <sup>CB</sup>	25030 <sup>CB</sup>	18534 <sup>G</sup>
		NC	27440 <sup>I</sup>	29500 <sup>I</sup>	36320 <sup>I</sup>	41670 <sup>I</sup>	41700 <sup>*</sup>	11450 <sup>F</sup>	11098 <sup>C</sup>	12435 <sup>C</sup>	13862 <sup>C</sup>	10990 <sup>G</sup>
	Sawn	All	15325 <sup>*</sup>	17903 <sup>*</sup>	24865 <sup>*</sup>	28291 <sup>*</sup>	32200 <sup>*</sup>	7628 <sup>F</sup>	6680 <sup>I</sup>	6905 <sup>I</sup>	6572 <sup>I</sup>	6930 <sup>G</sup>
		C	8450 <sup>*</sup>	7710 <sup>*</sup>	10665 <sup>I</sup>	10700 <sup>*</sup>	12800 <sup>*</sup>	2264 <sup>F</sup>	2590 <sup>CB</sup>	2946 <sup>CB</sup>	2873 <sup>CB</sup>	3645 <sup>G</sup>
		NC	6875 <sup>I</sup>	10193 <sup>I</sup>	14200 <sup>*</sup>	17590 <sup>I</sup>	19400 <sup>*</sup>	5364 <sup>F</sup>	4089 <sup>C</sup>	3959 <sup>C</sup>	3699 <sup>C</sup>	3285 <sup>G</sup>
	Ven	All	3000 <sup>I</sup>	3000 <sup>I</sup>	3000 <sup>I</sup>	3000 <sup>I</sup>	3000 <sup>X</sup>	153 <sup>C</sup>	151	134	130 <sup>C</sup>	91 <sup>G</sup>
		C	1000 <sup>I</sup>	1000 <sup>I</sup>	1000 <sup>I</sup>	1000 <sup>I</sup>	1000 <sup>X</sup>	4 <sup>C</sup>	4	3	4 <sup>C</sup>	4 <sup>G</sup>
		NC	2000 <sup>I</sup>	2000 <sup>I</sup>	2000 <sup>I</sup>	2000 <sup>I</sup>	2000 <sup>X</sup>	149 <sup>C</sup>	147	130	126 <sup>C</sup>	87 <sup>G</sup>
	Ply	All	20986 <sup>I</sup>	25150	27288	35616 <sup>*</sup>	35616 <sup>X</sup>	740 <sup>C</sup>	589	460 <sup>I</sup>	318 <sup>I</sup>	293 <sup>I</sup>
		C	11086 <sup>I</sup>	16681	15762	20587 <sup>I</sup>	20587 <sup>X</sup>	254 <sup>C</sup>	209	141	96 <sup>C</sup>	88 <sup>I</sup>
		NC	9900 <sup>I</sup>	8469	11526	15029 <sup>I</sup>	15029 <sup>X</sup>	486 <sup>C</sup>	380	319 <sup>CB</sup>	222 <sup>CB</sup>	205 <sup>I</sup>
(Hong Kong S.A.R.)	Logs	All	5 <sup>X</sup>	5 <sup>X</sup>	5 <sup>X</sup>	5 <sup>X</sup>	5 <sup>X</sup>	77 <sup>C</sup>	160 <sup>C</sup>	159 <sup>I</sup>	175 <sup>I</sup>	175 <sup>X</sup>
		C	0 <sup>X</sup>	0 <sup>X</sup>	0 <sup>X</sup>	0 <sup>X</sup>	0 <sup>X</sup>	3 <sup>C</sup>	13 <sup>C</sup>	8 <sup>C</sup>	18 <sup>C</sup>	18 <sup>X</sup>
		NC	5 <sup>X</sup>	5 <sup>X</sup>	5 <sup>X</sup>	5 <sup>X</sup>	5 <sup>X</sup>	74 <sup>C</sup>	147 <sup>CB</sup>	151 <sup>CB</sup>	157 <sup>CB</sup>	157 <sup>X</sup>
	Sawn	All	25 <sup>I</sup>	25 <sup>X</sup>	15 <sup>I</sup>	15 <sup>X</sup>	15 <sup>X</sup>	865 <sup>C</sup>	544 <sup>C</sup>	454 <sup>C</sup>	395 <sup>C</sup>	395 <sup>X</sup>
		C	0 <sup>X</sup>	0 <sup>X</sup>	0 <sup>X</sup>	0 <sup>X</sup>	0 <sup>X</sup>	160 <sup>C</sup>	128 <sup>C</sup>	116 <sup>C</sup>	141 <sup>C</sup>	141 <sup>X</sup>
		NC	25 <sup>I</sup>	25 <sup>X</sup>	15 <sup>I</sup>	15 <sup>X</sup>	15 <sup>X</sup>	704 <sup>C</sup>	416 <sup>C</sup>	338 <sup>C</sup>	255 <sup>C</sup>	255 <sup>X</sup>
	Ven	All	10 <sup>I</sup>	10 <sup>X</sup>	2 <sup>I</sup>	2 <sup>X</sup>	2 <sup>X</sup>	40 <sup>I</sup>	32 <sup>I</sup>	37 <sup>CB</sup>	32 <sup>CB</sup>	32 <sup>X</sup>
		C	0 <sup>X</sup>	0 <sup>X</sup>	0 <sup>X</sup>	0 <sup>X</sup>	0 <sup>X</sup>	3 <sup>CB</sup>	5 <sup>CB</sup>	4 <sup>CB</sup>	1 <sup>CB</sup>	1 <sup>X</sup>
		NC	10 <sup>I</sup>	10 <sup>X</sup>	2 <sup>I</sup>	2 <sup>X</sup>	2 <sup>X</sup>	38 <sup>C</sup>	27 <sup>C</sup>	34 <sup>CB</sup>	31 <sup>CB</sup>	31 <sup>X</sup>
	Ply	All	5 <sup>X</sup>	5 <sup>X</sup>	5 <sup>X</sup>	5 <sup>X</sup>	5 <sup>X</sup>	375 <sup>CB</sup>	283 <sup>CB</sup>	312 <sup>CB</sup>	271 <sup>CB</sup>	271 <sup>X</sup>
		C	0 <sup>X</sup>	0 <sup>X</sup>	0 <sup>X</sup>	0 <sup>X</sup>	0 <sup>X</sup>	114 <sup>CB</sup>	78 <sup>CB</sup>	131 <sup>CB</sup>	170 <sup>CB</sup>	170 <sup>X</sup>
		NC	5 <sup>X</sup>	5 <sup>X</sup>	5 <sup>X</sup>	5 <sup>X</sup>	5 <sup>X</sup>	260 <sup>CB</sup>	205 <sup>CB</sup>	181 <sup>CB</sup>	101 <sup>CB</sup>	101 <sup>X</sup>
(Macao S.A.R.)	Logs	All	1 <sup>X</sup>	1 <sup>X</sup>	1 <sup>X</sup>	1 <sup>X</sup>	1 <sup>X</sup>	2 <sup>C</sup>	0 <sup>RI</sup>	0 <sup>RI</sup>	0 <sup>RI</sup>	0 <sup>RX</sup>
		C	0 <sup>X</sup>	0 <sup>X</sup>	0 <sup>X</sup>	0 <sup>X</sup>	0 <sup>X</sup>	2 <sup>C</sup>	0 <sup>C</sup>	0 <sup>C</sup>	0 <sup>C</sup>	0 <sup>X</sup>
		NC	1 <sup>X</sup>	1 <sup>X</sup>	1 <sup>X</sup>	1 <sup>X</sup>	1 <sup>X</sup>	0 <sup>CR</sup>	0 <sup>CBR</sup>	0 <sup>CBR</sup>	0 <sup>CBR</sup>	0 <sup>RX</sup>
	Sawn	All	0 <sup>X</sup>	0 <sup>X</sup>	0 <sup>X</sup>	0 <sup>X</sup>	0 <sup>X</sup>	6 <sup>CB</sup>	18 <sup>CB</sup>	18 <sup>CB</sup>	17 <sup>CB</sup>	17 <sup>X</sup>
		C	0 <sup>X</sup>	0 <sup>X</sup>	0 <sup>X</sup>	0 <sup>X</sup>	0 <sup>X</sup>	3 <sup>CB</sup>	14 <sup>CB</sup>	13 <sup>CB</sup>	12 <sup>CB</sup>	12 <sup>X</sup>
		NC	0 <sup>X</sup>	0 <sup>X</sup>	0 <sup>X</sup>	0 <sup>X</sup>	0 <sup>X</sup>	2 <sup>CB</sup>	4 <sup>CB</sup>	5 <sup>CB</sup>	5 <sup>CB</sup>	5 <sup>X</sup>
	Ven	All	1 <sup>X</sup>	1 <sup>X</sup>	1 <sup>X</sup>	1 <sup>X</sup>	1 <sup>X</sup>	0 <sup>CR</sup>	0 <sup>CBR</sup>	0 <sup>CR</sup>	0 <sup>CBR</sup>	0 <sup>RX</sup>
		C	0 <sup>X</sup>	0 <sup>X</sup>	0 <sup>X</sup>	0 <sup>X</sup>	0 <sup>X</sup>	0 <sup>C</sup>	0 <sup>CBR</sup>	0 <sup>C</sup>	0 <sup>CBR</sup>	0 <sup>RX</sup>
		NC	1 <sup>X</sup>	1 <sup>X</sup>	1 <sup>X</sup>	1 <sup>X</sup>	1 <sup>X</sup>	0 <sup>CR</sup>	0 <sup>CBR</sup>	0 <sup>CR</sup>	0 <sup>CBR</sup>	0 <sup>RX</sup>
	Ply	All	0 <sup>X</sup>	0 <sup>X</sup>	0 <sup>X</sup>	0 <sup>X</sup>	0 <sup>X</sup>	21 <sup>C</sup>	11 <sup>I</sup>	18 <sup>CB</sup>	9 <sup>CB</sup>	9 <sup>X</sup>
		C	0 <sup>X</sup>	0 <sup>X</sup>	0 <sup>X</sup>	0 <sup>X</sup>	0 <sup>X</sup>	14 <sup>C</sup>	0 <sup>C</sup>	2 <sup>CB</sup>	8 <sup>CB</sup>	8 <sup>X</sup>
		NC	0 <sup>X</sup>	0 <sup>X</sup>	0 <sup>X</sup>	0 <sup>X</sup>	0 <sup>X</sup>	8 <sup>C</sup>	11 <sup>CB</sup>	16 <sup>CB</sup>	1 <sup>CB</sup>	1 <sup>X</sup>
(Taiwan Province of China)	Logs	All	26 <sup>X</sup>	26 <sup>X</sup>	26 <sup>X</sup>	26 <sup>X</sup>	26 <sup>X</sup>	1221 <sup>C</sup>	1191 <sup>C</sup>	830 <sup>CB</sup>	771 <sup>CB</sup>	734 <sup>GI</sup>
		C	17 <sup>X</sup>	17 <sup>X</sup>	17 <sup>X</sup>	17 <sup>X</sup>	17 <sup>X</sup>	178 <sup>C</sup>	159 <sup>C</sup>	205 <sup>CB</sup>	215 <sup>CB</sup>	140 <sup>GI</sup>
		NC	9 <sup>X</sup>	9 <sup>X</sup>	9 <sup>X</sup>	9 <sup>X</sup>	9 <sup>X</sup>	1042 <sup>C</sup>	1033 <sup>C</sup>	625 <sup>CB</sup>	556 <sup>CB</sup>	594 <sup>GI</sup>
	Sawn	All	11 <sup>*</sup>	9 <sup>*</sup>	10 <sup>*</sup>	8 <sup>I</sup>	8 <sup>X</sup>	1270 <sup>C</sup>	1142 <sup>C</sup>	1019 <sup>I</sup>	1113 <sup>C</sup>	1360 <sup>GI</sup>
		C	8 <sup>*</sup>	7 <sup>*</sup>	8 <sup>*</sup>	8 <sup>X</sup>	8 <sup>X</sup>	699 <sup>C</sup>	587 <sup>C</sup>	617 <sup>C</sup>	705 <sup>C</sup>	853 <sup>GI</sup>
		NC	3 <sup>*</sup>	2 <sup>*</sup>	2 <sup>*</sup>	0 <sup>*</sup>	0 <sup>X</sup>	571 <sup>C</sup>	555 <sup>C</sup>	402 <sup>CB</sup>	408 <sup>C</sup>	507 <sup>GI</sup>
	Ven	All	50 <sup>X</sup>	50 <sup>X</sup>	50 <sup>X</sup>	50 <sup>X</sup>	50 <sup>X</sup>	32 <sup>I</sup>	31 <sup>I</sup>	39 <sup>I</sup>	33 <sup>I</sup>	25 <sup>GI</sup>
		C	0 <sup>X</sup>	0 <sup>X</sup>	0 <sup>X</sup>	0 <sup>X</sup>	0 <sup>X</sup>	11 <sup>C</sup>	3 <sup>C</sup>	6 <sup>C</sup>	6 <sup>C</sup>	2 <sup>GI</sup>
		NC	50 <sup>X</sup>	50 <sup>X</sup>	50 <sup>X</sup>	50 <sup>X</sup>	50 <sup>X</sup>	21 <sup>CB</sup>	27 <sup>CB</sup>	33 <sup>CB</sup>	27 <sup>CB</sup>	23 <sup>GI</sup>
	Ply	All	665 <sup>I</sup>	687 <sup>I</sup>	731 <sup>I</sup>	781 <sup>I</sup>	781 <sup>X</sup>	937 <sup>I</sup>	925 <sup>I</sup>	992 <sup>CB</sup>	837 <sup>CB</sup>	953 <sup>GI</sup>
		C	15 <sup>*</sup>	15 <sup>*</sup>	14 <sup>*</sup>	14 <sup>X</sup>	14 <sup>X</sup>	184 <sup>C</sup>	191 <sup>C</sup>	277 <sup>CB</sup>	255 <sup>CB</sup>	258 <sup>GI</sup>
		NC	650 <sup>I</sup>	672 <sup>I</sup>	717 <sup>I</sup>	767 <sup>I</sup>	767 <sup>X</sup>	753 <sup>CB</sup>	734 <sup>CB</sup>	716 <sup>CB</sup>	582 <sup>CB</sup>	695 <sup>GI</sup>
Japan	Logs	All	15615	16166	16609	17650	17808	12681	10654	10582	8973	8667
		C	13167	13695	14017	15162	15298	10742	8977	9021	7748	7485
		NC	2448	2471	2592	2488	2510	1939	1677	1561	1225	1182
	Sawn	All	13603	12825	12554	11632	11737	9123	8395	8505	7354	6964
		C	13263	12517	12228	11411	11514	8553	7902	8060	6947	6579
		NC	340	308	326	221	223	570	493	445	407	385
	Ven	All	60 <sup>X</sup>	60 <sup>X</sup>	60 <sup>X</sup>	60 <sup>X</sup>	60 <sup>X</sup>	135	109	95	76	70
		C	10 <sup>X</sup>	10 <sup>X</sup>	10 <sup>X</sup>	10 <sup>X</sup>	10 <sup>X</sup>	60	47	40	22	20
		NC	50 <sup>X</sup>	50 <sup>X</sup>	50 <sup>X</sup>	50 <sup>X</sup>	50 <sup>X</sup>	75	62	55	54	50
	Ply	All	3149	3212	3314	3073	3101	5122	4733	5046	4064	3763
		C	2230	2249	2484	2424	2446	293	294	241	246	228
		NC	919	963	830	649	655	4829	4439	4805	3818	3535

Exports					Domestic Consumption					Species	Product	Country
2004	2005	2006	2007	2008*	2004	2005	2006	2007	2008*			
6342	6189	6757	7225	7699	155296	158291	175101	182570	174039	All	Logs	
6105	5926	6485	6978	7451	96618	97853	106532	107496	102064	C		
237	263	271	248	248	58678	60438	68569	75074	71975	NC		
2727	2936	3353	3090	3174	60893	60067	66431	68668	72699	All	Sawn	
2301	2426	2716	2507	2594	44256	41962	44882	44231	46834	C		
426	511	637	584	579	16637	18106	21549	24437	25865	NC		
272	277	326	359	281	4876	4785	4635	4533	4381	All	Ven	Asia-Pacific
142	151	165	178	120	2069	2035	2049	2071	1947	C		
130	126	161	181	160	2807	2749	2586	2462	2435	NC		
3538	5844	8578	8754	8046	31212	32479	32475	39214	39717	All	Ply	
2043	3583	5817	8055	7372	13274	17254	14520	17222	17902	C		
1495	2261	2761	698	673	17938	15225	17955	21992	21815	NC		
1048 <sup>F</sup>	922 <sup>CB</sup>	1062 <sup>C</sup>	1145 <sup>C</sup>	951 <sup>I</sup>	25291	25420	25675	25946	26133	All	Logs	Australia
854 <sup>F</sup>	756 <sup>CB</sup>	881 <sup>C</sup>	972 <sup>C</sup>	779 <sup>G</sup>	13671	13767	13500	13573	13764	C		
194 <sup>F</sup>	166 <sup>CB</sup>	182 <sup>C</sup>	173 <sup>C</sup>	173 <sup>X</sup>	11620	11653	12175	12373	12369	NC		
223 <sup>C</sup>	346 <sup>C</sup>	397	368	499 <sup>G</sup>	5249	5042	4957	5262	5294	All	Sawn	
147 <sup>C</sup>	247 <sup>C</sup>	320	318	450 <sup>G</sup>	3923	3772	3720	4054	4095	C		
77 <sup>C</sup>	100 <sup>C</sup>	77	50	49 <sup>G</sup>	1326	1270	1237	1208	1199	NC		
6	3	5 <sup>I</sup>	12 <sup>I</sup>	8 <sup>I</sup>	18	22	28	28	33	All	Ven	
4	2	1	6	5 <sup>G</sup>	6	9	17	15	15	C		
2	1	3 <sup>CB</sup>	6 <sup>CB</sup>	3 <sup>GI</sup>	12	13	11	14	17	NC		
9 <sup>I</sup>	9	20 <sup>I</sup>	23 <sup>I</sup>	8 <sup>I</sup>	330	341	352	364	359	All	Ply	
4 <sup>I</sup>	3	15 <sup>CB</sup>	20 <sup>C</sup>	6 <sup>GI</sup>	247	249	244	285	299	C		
5 <sup>C</sup>	6 <sup>C</sup>	5 <sup>CI</sup>	3 <sup>CB</sup>	3 <sup>X</sup>	83	92	108	79	60	NC		
18 <sup>I</sup>	79 <sup>I</sup>	25 <sup>I</sup>	57 <sup>I</sup>	57 <sup>I</sup>	74744	80238	96547	103755	97167	All	Logs	China
0 <sup>C</sup>	1	0 <sup>R</sup>	0 <sup>CR</sup>	0 <sup>GR</sup>	35872	39718	47816	48280	44534	C		
18 <sup>C</sup>	78 <sup>CB</sup>	25 <sup>CB</sup>	57 <sup>CB</sup>	57 <sup>X</sup>	38872	40520	48731	55475	52633	NC		
475 <sup>C</sup>	615	808	747 <sup>C</sup>	686 <sup>G</sup>	22478	23967	30962	34116	38444	All	Sawn	
188 <sup>C</sup>	271	340	282 <sup>C</sup>	217 <sup>G</sup>	10526	10030	13271	13291	16228	C		
287 <sup>C</sup>	345	468	465 <sup>C</sup>	469 <sup>G</sup>	11952	13938	17691	20824	22216	NC		
110 <sup>C</sup>	104	144	191 <sup>CB</sup>	146 <sup>G</sup>	3043	3048	2990	2938	2945	All	Ven	
2 <sup>C</sup>	4	10	30 <sup>CB</sup>	14 <sup>G</sup>	1002	1001	993	974	990	C		
108 <sup>C</sup>	100	133	161 <sup>CB</sup>	132 <sup>G</sup>	2041	2047	1997	1965	1955	NC		
3222 <sup>C</sup>	5540	8243	8470 <sup>C</sup>	7786 <sup>I</sup>	18504	20199	19506	27463	28123	All	Ply	
1855 <sup>C</sup>	3382	5605	7836 <sup>C</sup>	7203 <sup>I</sup>	9485	13508	10298	12847	13472	C		
1367 <sup>C</sup>	2158	2637	634 <sup>C</sup>	583 <sup>I</sup>	9019	6691	9208	14616	14651	NC		
11 <sup>CB</sup>	9 <sup>I</sup>	16 <sup>I</sup>	7 <sup>I</sup>	7 <sup>X</sup>	72	157	148	173	173	All	Logs	(Hong Kong S.A.R.)
0 <sup>CBR</sup>	1 <sup>C</sup>	2 <sup>C</sup>	6 <sup>C</sup>	6 <sup>X</sup>	3	12	6	12	12	C		
11 <sup>CB</sup>	7 <sup>CB</sup>	14 <sup>CB</sup>	1 <sup>CB</sup>	1 <sup>X</sup>	68	145	142	161	161	NC		
77 <sup>I</sup>	75 <sup>I</sup>	84 <sup>I</sup>	83 <sup>I</sup>	83 <sup>X</sup>	812	494	385	327	327	All	Sawn	
73 <sup>C</sup>	66 <sup>C</sup>	63 <sup>C</sup>	79 <sup>C</sup>	79 <sup>X</sup>	87	62	53	62	62	C		
4 <sup>CB</sup>	8 <sup>CB</sup>	21 <sup>CB</sup>	5 <sup>CB</sup>	5 <sup>X</sup>	725	432	332	265	265	NC		
1 <sup>CB</sup>	1 <sup>CB</sup>	2 <sup>CB</sup>	1 <sup>CB</sup>	1 <sup>X</sup>	49	41	37	33	33	All	Ven	
0 <sup>CBR</sup>	0 <sup>CBR</sup>	0 <sup>CBR</sup>	1 <sup>CB</sup>	1 <sup>X</sup>	2	5	3	0	0	C		
1 <sup>CB</sup>	1 <sup>CB</sup>	2 <sup>CB</sup>	1 <sup>CB</sup>	1 <sup>X</sup>	47	36	34	32	32	NC		
30 <sup>CB</sup>	61 <sup>I</sup>	84 <sup>I</sup>	21 <sup>CB</sup>	21 <sup>X</sup>	350	227	233	255	255	All	Ply	
23 <sup>CB</sup>	11 <sup>CB</sup>	10 <sup>CB</sup>	5 <sup>CB</sup>	5 <sup>X</sup>	91	67	121	165	165	C		
7 <sup>CB</sup>	51 <sup>C</sup>	74 <sup>C</sup>	17 <sup>CB</sup>	17 <sup>X</sup>	259	160	112	90	90	NC		
1 <sup>C</sup>	0 <sup>C</sup>	0 <sup>CR</sup>	0 <sup>C</sup>	0 <sup>X</sup>	2	1	1	1	1	All	Logs	(Macao S.A.R.)
1 <sup>C</sup>	0 <sup>C</sup>	0 <sup>C</sup>	0 <sup>C</sup>	0 <sup>X</sup>	1	0	0	0	0	C		
0 <sup>C</sup>	0 <sup>C</sup>	0 <sup>CR</sup>	0 <sup>C</sup>	0 <sup>X</sup>	1	1	1	1	1	NC		
0 <sup>CBR</sup>	0 <sup>CBR</sup>	0 <sup>CBR</sup>	0 <sup>CBR</sup>	0 <sup>RX</sup>	6	18	17	17	17	All	Sawn	
0 <sup>CBR</sup>	0 <sup>CBR</sup>	0 <sup>CBR</sup>	0 <sup>CBR</sup>	0 <sup>RX</sup>	3	14	13	12	12	C		
0 <sup>CBR</sup>	0 <sup>CBR</sup>	0 <sup>CBR</sup>	0 <sup>CBR</sup>	0 <sup>RX</sup>	2	4	5	5	5	NC		
0 <sup>CR</sup>	0 <sup>C</sup>	0 <sup>CR</sup>	0 <sup>C</sup>	0 <sup>X</sup>	1	1	1	1	1	All	Ven	
0 <sup>C</sup>	0 <sup>C</sup>	0 <sup>C</sup>	0 <sup>C</sup>	0 <sup>X</sup>	0	0	0	0	0	C		
0 <sup>CR</sup>	0 <sup>C</sup>	0 <sup>CR</sup>	0 <sup>C</sup>	0 <sup>X</sup>	1	1	1	1	1	NC		
1 <sup>CB</sup>	1 <sup>CB</sup>	0 <sup>CBR</sup>	0 <sup>CBR</sup>	0 <sup>RX</sup>	20	11	18	9	9	All	Ply	
1 <sup>CB</sup>	0 <sup>CBR</sup>	0 <sup>CBR</sup>	0 <sup>CBR</sup>	0 <sup>RX</sup>	13	-0	2	8	8	C		
0 <sup>CBR</sup>	1 <sup>CB</sup>	0 <sup>CBR</sup>	0 <sup>CBR</sup>	0 <sup>RX</sup>	7	11	16	1	1	NC		
16 <sup>C</sup>	14 <sup>C</sup>	52 <sup>C</sup>	18 <sup>I</sup>	17 <sup>GI</sup>	1231	1204	804	780	743	All	Logs	(Taiwan Province of China)
6 <sup>C</sup>	5 <sup>C</sup>	2 <sup>C</sup>	4 <sup>C</sup>	4 <sup>GI</sup>	190	171	220	229	153	C		
10 <sup>C</sup>	9 <sup>C</sup>	50 <sup>C</sup>	14 <sup>CB</sup>	13 <sup>GI</sup>	1041	1033	584	551	590	NC		
68 <sup>I</sup>	63 <sup>I</sup>	72 <sup>CB</sup>	63 <sup>I</sup>	63 <sup>GI</sup>	1212	1088	957	1058	1304	All	Sawn	
26 <sup>CB</sup>	18 <sup>CB</sup>	14 <sup>CB</sup>	10 <sup>CB</sup>	16 <sup>GI</sup>	681	576	611	703	844	C		
42 <sup>C</sup>	45 <sup>C</sup>	58 <sup>CB</sup>	52 <sup>C</sup>	47 <sup>GI</sup>	532	512	346	355	460	NC		
17 <sup>CB</sup>	21 <sup>CB</sup>	18 <sup>CB</sup>	11 <sup>CB</sup>	24 <sup>GI</sup>	65	60	71	72	51	All	Ven	
1 <sup>CB</sup>	1 <sup>CB</sup>	1 <sup>CB</sup>	1 <sup>CB</sup>	0 <sup>GRI</sup>	10	3	5	5	2	C		
16 <sup>CB</sup>	20 <sup>CB</sup>	17 <sup>CB</sup>	10 <sup>CB</sup>	24 <sup>GI</sup>	55	57	66	67	49	NC		
69 <sup>CB</sup>	36 <sup>I</sup>	49 <sup>I</sup>	50 <sup>I</sup>	63 <sup>GI</sup>	1533	1577	1674	1567	1671	All	Ply	
13 <sup>CB</sup>	12 <sup>CB</sup>	15 <sup>CB</sup>	14 <sup>CB</sup>	2 <sup>GI</sup>	186	194	275	254	270	C		
56 <sup>CB</sup>	24 <sup>C</sup>	33 <sup>C</sup>	36 <sup>C</sup>	61 <sup>GI</sup>	1347	1383	1399	1312	1401	NC		
7 <sup>I</sup>	22 <sup>I</sup>	30 <sup>I</sup>	19	19	28289	26798	27161	26604	26456	All	Logs	Japan
7	22	30	18	18	23902	22650	23008	22892	22765	C		
0 <sup>CR</sup>	0 <sup>CR</sup>	0 <sup>CR</sup>	1	1	4387	4148	4153	3712	3691	NC		
18	20	17	29	28	22708	21200	21042	18957	18673	All	Sawn	
11	13	12	25	24	21805	20406	20276	18333	18069	C		
7	7	5	4	4	903	794	766	624	604	NC		
1 <sup>C</sup>	2 <sup>I</sup>	1 <sup>I</sup>	1 <sup>I</sup>	1	194	167	154	135	129	All	Ven	
0 <sup>CR</sup>	0 <sup>CR</sup>	0 <sup>CBR</sup>	0 <sup>CBR</sup>	0	70	57	50	32	30	C		
1 <sup>C</sup>	2	1	1	1	124	110	104	103	99	NC		
9	10	12	13	12	8262	7935	8348	7124	6852	All	Ply	
4	2	7	8	7	2519	2541	2718	2662	2667	C		
5	8	5	5	5	5743	5394	5630	4462	4185	NC		



Table 1-1-a. Production, Trade and Consumption of All Timber by ITTO Consumers (1000 m<sup>3</sup>)

Country	Product	Species	Production					Imports				
			2004	2005	2006	2007	2008*	2004	2005	2006	2007	2008*
Korea, Rep. of	Logs	All	2037	2350	2444	2680	2680	7849 <sup>F</sup>	6998 <sup>I</sup>	7327 <sup>I</sup>	7088 <sup>I</sup>	5671
		C	1426	1595	1728	1895	1895	7187 <sup>C</sup>	6394 <sup>CB</sup>	6912 <sup>CB</sup>	6741 <sup>CB</sup>	5392
		NC	611	755	716	785	785	662 <sup>F</sup>	604 <sup>C</sup>	415	347 <sup>C</sup>	280
	Sawn	All	4366 <sup>F</sup>	4366 <sup>F</sup>	4366 <sup>F</sup>	4802 <sup>I</sup>	4802 <sup>X</sup>	834	775	804	966	966
		C	4200 <sup>F</sup>	4200 <sup>F</sup>	4200 <sup>F</sup>	4620 <sup>I</sup>	4620 <sup>X</sup>	438	424	466	664	664
		NC	166 <sup>F</sup>	166 <sup>F</sup>	166 <sup>F</sup>	182 <sup>I</sup>	182 <sup>X</sup>	396	351	338	302	302
	Ven	All	616 <sup>F</sup>	574 <sup>F</sup>	544	481	481	303	305	257	256	256
		C	430	430	465	431	431	2	3	2	66	66
		NC	186	144	79	50	50	301	302	255	190	190
	Ply	All	758 <sup>F</sup>	680	741	764	764	1203	1242	1297	1359 <sup>I</sup>	1359 <sup>X</sup>
		C	432	404	513	547	547	33	48	93	187 <sup>C</sup>	187 <sup>X</sup>
		NC	326	276	228	217	217	1170	1194	1204	1172	1172 <sup>X</sup>
Nepal	Logs	All	1260 <sup>F</sup>	1260 <sup>F</sup>	1260 <sup>F</sup>	1260 <sup>F</sup>	1260 <sup>X</sup>	0 <sup>RI</sup>	2 <sup>I</sup>	3 <sup>I</sup>	2 <sup>I</sup>	2 <sup>X</sup>
		C	0 <sup>F</sup>	0 <sup>F</sup>	0 <sup>F</sup>	0 <sup>F</sup>	0 <sup>X</sup>	0 <sup>FR</sup>	0 <sup>FR</sup>	0 <sup>FR</sup>	0 <sup>C</sup>	0 <sup>X</sup>
		NC	1260 <sup>F</sup>	1260 <sup>F</sup>	1260 <sup>F</sup>	1260 <sup>F</sup>	1260 <sup>X</sup>	0 <sup>CBR</sup>	1 <sup>I</sup>	2 <sup>I</sup>	2 <sup>X</sup>	2 <sup>X</sup>
	Sawn	All	630 <sup>F</sup>	630 <sup>F</sup>	630 <sup>F</sup>	630 <sup>F</sup>	630 <sup>X</sup>	2 <sup>I</sup>	2 <sup>F</sup>	2 <sup>F</sup>	0 <sup>C</sup>	0 <sup>X</sup>
		C	20 <sup>F</sup>	20 <sup>F</sup>	20 <sup>F</sup>	20 <sup>F</sup>	20 <sup>X</sup>	1 <sup>F</sup>	1 <sup>F</sup>	1 <sup>F</sup>	0 <sup>C</sup>	0 <sup>X</sup>
		NC	610 <sup>F</sup>	610 <sup>F</sup>	610 <sup>F</sup>	610 <sup>F</sup>	610 <sup>X</sup>	1 <sup>I</sup>	0 <sup>FR</sup>	0 <sup>FR</sup>	0 <sup>C</sup>	0 <sup>X</sup>
	Ven	All	39 <sup>X</sup>	39 <sup>X</sup>	39 <sup>X</sup>	39 <sup>X</sup>	39 <sup>X</sup>	2 <sup>CB</sup>	1 <sup>CB</sup>	1 <sup>CB</sup>	2 <sup>CB</sup>	2 <sup>X</sup>
		C	0 <sup>X</sup>	0 <sup>X</sup>	0 <sup>X</sup>	0 <sup>X</sup>	0 <sup>X</sup>	1 <sup>CB</sup>	0 <sup>CBR</sup>	0 <sup>CBR</sup>	0 <sup>CBR</sup>	0 <sup>RX</sup>
		NC	39 <sup>X</sup>	39 <sup>X</sup>	39 <sup>X</sup>	39 <sup>X</sup>	39 <sup>X</sup>	1 <sup>CB</sup>	1 <sup>CB</sup>	1 <sup>CB</sup>	2 <sup>CB</sup>	2 <sup>X</sup>
	Ply	All	30 <sup>F</sup>	30 <sup>F</sup>	30 <sup>F</sup>	30 <sup>F</sup>	30 <sup>X</sup>	0 <sup>RI</sup>	1 <sup>I</sup>	2 <sup>CB</sup>	3 <sup>I</sup>	3 <sup>X</sup>
		C	0 <sup>X</sup>	0 <sup>X</sup>	0 <sup>X</sup>	0 <sup>X</sup>	0 <sup>X</sup>	0 <sup>CBR</sup>	1 <sup>I</sup>	0 <sup>CBR</sup>	1 <sup>I</sup>	1 <sup>X</sup>
		NC	30 <sup>X</sup>	30 <sup>X</sup>	30 <sup>X</sup>	30 <sup>X</sup>	30 <sup>X</sup>	0 <sup>C</sup>	0 <sup>C</sup>	1 <sup>CB</sup>	2 <sup>I</sup>	2 <sup>X</sup>
New Zealand	Logs	All	19761 <sup>F</sup>	19005 <sup>F</sup>	19298	20257	20398	2 <sup>F</sup>	3	6	4 <sup>I</sup>	2 <sup>C</sup>
		C	19604 <sup>F</sup>	18686 <sup>F</sup>	18912	19852	20194	0 <sup>F</sup>	1	1	0 <sup>CR</sup>	0 <sup>CR</sup>
		NC	157 <sup>F</sup>	319 <sup>F</sup>	386	405	204	2 <sup>F</sup>	2	5	4	2 <sup>C</sup>
	Sawn	All	4419 <sup>F</sup>	4249 <sup>F</sup>	4234	4280	4014	41 <sup>F</sup>	54	50	52	42 <sup>C</sup>
		C	4406 <sup>F</sup>	4238 <sup>F</sup>	4192	4237	4006	21 <sup>F</sup>	30	26	26	22 <sup>C</sup>
		NC	13 <sup>F</sup>	11 <sup>F</sup>	42	43	7	20 <sup>F</sup>	23	24	26	20 <sup>C</sup>
	Ven	All	681 <sup>F</sup>	672 <sup>F</sup>	665	688	513	1	1 <sup>I</sup>	4 <sup>I</sup>	2 <sup>I</sup>	0 <sup>CR</sup>
		C	681	671	665	688	513	0 <sup>R</sup>	0 <sup>RI</sup>	0 <sup>CR</sup>	0 <sup>CR</sup>	0 <sup>CR</sup>
		NC	0 <sup>R</sup>	0	0	0	0	1	0 <sup>CR</sup>	4	1 <sup>I</sup>	0 <sup>CR</sup>
	Ply	All	402 <sup>F</sup>	405 <sup>F</sup>	404	422	416	18 <sup>C</sup>	19	42 <sup>I</sup>	30	31 <sup>C</sup>
		C	402	405	404	422	416	9 <sup>C</sup>	9	16 <sup>C</sup>	16	19 <sup>C</sup>
		NC	0	0	0	0	0	9 <sup>C</sup>	10	26	14	12 <sup>C</sup>
ECE Regions	Logs	All	911926	940984	884314	911762	937364	61135	68241	64033	62384	58544
		C	698145	729032	675348	700477	709811	36928	41421	39349	38088	34217
		NC	213781	211952	208966	211285	227553	24207	26820	24684	24296	24327
	Sawn	All	244495	249201	247692	235073	211974	88533	88430	84980	78026	71544
		C	209219	213126	212048	201337	181752	77007	77727	75511	68889	62755
		NC	35276	36075	35644	33736	30222	11525	10702	9469	9137	8789
	Ven	All	2541	2616	2613	2257	2304	2942	1839	1822	1664	1503
		C	1272	1367	1313	1072	1095	1209	530	526	382	335
		NC	1269	1249	1300	1184	1209	1732	1309	1296	1282	1167
	Ply	All	20916	20436	19562	18165	17641	12522	13118	13869	14035	13854
		C	16708	16509	15686	14446	13937	4583	5029	5056	4799	4533
		NC	4208	3928	3876	3720	3704	7939	8089	8813	9236	9321
EU	Logs	All	277185	304757	275283	312932	327317	49632	55047	52644	52186	49352
		C	223387	251343	222065	259016	257405	28886	31544	30792	30264	27503
		NC	53798	53413	53218	53916	69912	20746	23503	21852	21921	21849
	Sawn	All	86741	88077	92023	94419	86690	41132	41258	41881	42587	37237
		C	80043	81670	85492	87807	80577	33730	34148	35203	35892	30934
		NC	6698	6408	6531	6611	6113	7402	7109	6678	6696	6303
	Ven	All	1271	1326	1308	1252	1298	947	1020	1068	982	969
		C	555	600	610	570	593	172	164	196	189	183
		NC	716	726	698	682	705	775	856	872	793	787
	Ply	All	3695	3622	3627	3631	3622	6075	6046	6584	7148	6860
		C	1647	1769	1814	1785	1741	2521	2480	2611	2970	2834
		NC	2048	1853	1812	1846	1881	3554	3566	3973	4178	4027
Austria	Logs	All	12943 <sup>E4</sup>	12786 <sup>E4</sup>	14430 <sup>E4</sup>	16520 <sup>E4</sup>	14980 <sup>TCF</sup>	8812 <sup>E4</sup>	8629 <sup>E4</sup>	9102 <sup>E4</sup>	8589 <sup>E4</sup>	8100 <sup>TCF</sup>
		C	11973 <sup>E4</sup>	11846 <sup>E4</sup>	13514 <sup>E4</sup>	15569 <sup>E4</sup>	13900 <sup>TCF</sup>	7650 <sup>E1</sup>	7517 <sup>E1</sup>	7808 <sup>E1</sup>	7298 <sup>E2</sup>	6900 <sup>TCF</sup>
		NC	970 <sup>E4</sup>	940 <sup>E4</sup>	916 <sup>E4</sup>	951 <sup>E4</sup>	1080 <sup>TCF</sup>	1162 <sup>E1</sup>	1112 <sup>E1</sup>	1294 <sup>E1</sup>	1291 <sup>E2</sup>	1200 <sup>TCF</sup>
	Sawn	All	11133 <sup>E4</sup>	11074 <sup>E4</sup>	10507 <sup>E4</sup>	11262 <sup>E4</sup>	10030 <sup>TCF</sup>	1489 <sup>E4</sup>	1500 <sup>E4</sup>	1881 <sup>E4</sup>	1710 <sup>E4</sup>	1772 <sup>TCF</sup>
		C	10917 <sup>E1</sup>	10884 <sup>E1</sup>	10265 <sup>E1</sup>	11027 <sup>E1</sup>	9800 <sup>TCF</sup>	1274 <sup>E1</sup>	1286 <sup>E1</sup>	1641 <sup>E1</sup>	1447 <sup>E2</sup>	1554 <sup>TCF</sup>
		NC	216 <sup>E1</sup>	190 <sup>E1</sup>	242 <sup>E1</sup>	235 <sup>E1</sup>	230 <sup>TCF</sup>	215 <sup>E1</sup>	214 <sup>E1</sup>	240 <sup>E1</sup>	263 <sup>E2</sup>	218 <sup>TCF</sup>
	Ven	All	23 <sup>E4</sup>	23 <sup>E4</sup>	23 <sup>E4</sup>	23 <sup>E4</sup>	45 <sup>TCF</sup>	48 <sup>E4</sup>	56 <sup>E4</sup>	61 <sup>E4</sup>	63 <sup>E4</sup>	55 <sup>TCF</sup>
		C	23 <sup>E3</sup>	23 <sup>E3</sup>	23 <sup>E3</sup>	23 <sup>E5</sup>	45 <sup>ITCF</sup>	11 <sup>E1</sup>	13 <sup>E1</sup>	20 <sup>E1</sup>	16 <sup>E2</sup>	14 <sup>ITCF</sup>
		NC	0 <sup>E3</sup>	0 <sup>E3</sup>	0 <sup>E3</sup>	0 <sup>E5</sup>	0 <sup>X</sup>	37 <sup>E1</sup>	43 <sup>E1</sup>	41 <sup>E1</sup>	47 <sup>E2</sup>	41 <sup>ITCF</sup>
	Ply	All	186 <sup>E4</sup>	195 <sup>E4</sup>	195 <sup>E4</sup>	195 <sup>E4</sup>	195 <sup>TCF</sup>	144 <sup>E4</sup>	140 <sup>E4</sup>	140 <sup>E4</sup>	224 <sup>I</sup>	229 <sup>I</sup>
		C	186 <sup>E3</sup>	195 <sup>E3</sup>	195 <sup>E3</sup>	195 <sup>E5</sup>	195 <sup>ITCF</sup>	58 <sup>E1</sup>	54 <sup>E1</sup>	53 <sup>E1</sup>	64 <sup>E2</sup>	54 <sup>ITCF</sup>
		NC	0 <sup>E3</sup>	0 <sup>E3</sup>	0 <sup>E3</sup>	0 <sup>E5</sup>	0 <sup>X</sup>	86 <sup>E1</sup>	86 <sup>E1</sup>	87 <sup>E1</sup>	160 <sup>I</sup>	175 <sup>I</sup>
Belgium	Logs	All	4250 <sup>E4</sup>	4300 <sup>E4</sup>	4405 <sup>E4</sup>	4275 <sup>E4</sup>	4095 <sup>TCF</sup>	2879 <sup>E4</sup>	3187 <sup>E4</sup>	3284 <sup>E4</sup>	3577 <sup>E4</sup>	3360 <sup>TCF</sup>
		C	3235 <sup>E4</sup>	3285 <sup>E4</sup>	3375 <sup>E4</sup>	3275 <sup>E4</sup>	3125 <sup>TCF</sup>	1165 <sup>E1</sup>	1048 <sup>E1</sup>	1435 <sup>E1</sup>	1545 <sup>E1</sup>	1400 <sup>TCF</sup>
		NC	1015 <sup>E4</sup>	1015 <sup>E4</sup>	1030 <sup>E4</sup>	1000 <sup>E4</sup>	970 <sup>TCF</sup>	1714 <sup>E1</sup>	2140 <sup>E1</sup>	1849 <sup>E1</sup>	2032 <sup>E1</sup>	1960 <sup>TCF</sup>
	Sawn	All	1235 <sup>E4</sup>	1285 <sup>E4</sup>	1520 <sup>E4</sup>	1555 <sup>E4</sup>	1420 <sup>TCF</sup>	2249 <sup>E4</sup>	2467 <sup>E4</sup>	2213 <sup>E4</sup>	2275 <sup>E4</sup>	2075 <sup>TCF</sup>
		C	1035 <sup>E1</sup>	1075 <sup>E1</sup>	1300 <sup>E1</sup>	1325 <sup>E1</sup>	1200 <sup>TCF</sup>	1653 <sup>E1</sup>	1868 <sup>E1</sup>	1688 <sup>E1</sup>	1755 <sup>E1</sup>	1575 <sup>TCF</sup>
		NC	200 <sup>E1</sup>	210 <sup>E1</sup>	220 <sup>E1</sup>	230 <sup>E1</sup>	220 <sup>TCF</sup>	596 <sup>E1</sup>	599 <sup>E1</sup>	525 <sup>E1</sup>	520 <sup>E1</sup>	500 <sup>TCF</sup>
	Ven	All	40 <sup>E4</sup>	38 <sup>E4</sup>	40 <sup>E4</sup>	42 <sup>E4</sup>	42 <sup>TCF</sup>	31 <sup>E4</sup>	30 <sup>I</sup>	47 <sup>I</sup>	48 <sup>E4</sup>	45 <sup>TCF</sup>
		C	1 <sup>E1</sup>	1 <sup>E1</sup>	1 <sup>E3</sup>	1 <sup>E3</sup>	1 <sup>ITCF</sup>	6 <sup>E1</sup>	4 <sup>C</sup>	9 <sup>C</sup>	4 <sup>E3</sup>	5 <sup>ITCF</sup>
		NC	39 <sup>E1</sup>	37 <sup>E1</sup>	39 <sup>E3</sup>	41 <sup>E3</sup>	41 <sup>ITCF</sup>	24 <sup>E1</sup>	25 <sup>E1</sup>	38 <sup>E3</sup>	44 <sup>E3</sup>	40 <sup>ITCF</sup>
	Ply	All	21 <sup>E4</sup>	20 <sup>E4</sup>	20 <sup>E4</sup>	20 <sup>E4</sup>	20 <sup>TCF</sup>	624 <sup>E4</sup>	521 <sup>E4</sup>	610 <sup>E4</sup>	660 <sup>E4</sup>	620 <sup>TCF</sup>
		C	1 <sup>E9</sup>	0 <sup>E1</sup>	0 <sup>E2</sup>	0 <sup>E5</sup>	0 <sup>ITCF</sup>	240 <sup>E1</sup>	189 <sup>E1</sup>	201 <sup>E3</sup>	219 <sup>E3</sup>	205 <sup>ITCF</sup>
		NC	20 <sup>E1</sup>	20 <sup>E1</sup>	20 <sup>E3</sup>	20 <sup>E3</sup>	20 <sup>ITCF</sup>	384 <sup>E1</sup>	332 <sup>E1</sup>	409 <sup>E3</sup>	441 <sup>E3</sup>	415 <sup>ITCF</sup>

Exports					Domestic Consumption					Species	Product	Country
2004	2005	2006	2007	2008*	2004	2005	2006	2007	2008*			
1 <sup>C</sup>	0 <sup>RI</sup>	0 <sup>RI</sup>	0 <sup>R</sup>	0 <sup>R</sup>	9885	9348	9771	9768	8351	All	Logs	Korea, Rep.
1 <sup>C</sup>	0 <sup>CR</sup>	0 <sup>CBR</sup>	0 <sup>R</sup>	0 <sup>R</sup>	8612	7989	8640	8636	7287	C		of
0 <sup>CR</sup>	0 <sup>CBR</sup>	0	0 <sup>R</sup>	0 <sup>R</sup>	1273	1359	1131	1132	1065	NC	Sawn	
17	12	15	18	18	5183	5129	5155	5750	5750	All	Sawn	
10	9	11	15	15	4628	4615	4655	5270	5270	C		
7	3	4	4	4	555	514	500	481	481	NC		
1	1 <sup>I</sup>	1 <sup>I</sup>	0 <sup>R</sup>	0 <sup>R</sup>	918	878	800	736	736	All	Ven	
0 <sup>R</sup>	0 <sup>CR</sup>	0 <sup>CR</sup>	0 <sup>R</sup>	0 <sup>R</sup>	432	433	467	497	497	C		
1	1	1	0 <sup>R</sup>	0 <sup>R</sup>	486	445	333	239	239	NC		
60	15	12	5	5	1901	1907	2026	2118	2118	All	Ply	
7	3	9	4	4	458	449	597	731	731	C		
53	12	3	2	2	1443	1458	1429	1387	1387	NC		
0 <sup>CBR</sup>	0 <sup>I</sup>	1 <sup>I</sup>	2 <sup>CB</sup>	2 <sup>X</sup>	1260	1261	1262	1261	1261	All	Logs	Nepal
0 <sup>CBR</sup>	0 <sup>CBR</sup>	0 <sup>C</sup>	0 <sup>CB</sup>	0 <sup>X</sup>	0	0	0	0	0	C		
0 <sup>CBR</sup>	0 <sup>CBR</sup>	1 <sup>CB</sup>	2 <sup>CB</sup>	2 <sup>X</sup>	1260	1261	1262	1261	1261	NC		
0 <sup>CBR</sup>	0 <sup>CBR</sup>	0 <sup>CBR</sup>	0 <sup>CBR</sup>	0 <sup>RX</sup>	632	632	631	630	630	All	Sawn	
0 <sup>CB</sup>	0 <sup>CB</sup>	0 <sup>CBR</sup>	0 <sup>CBR</sup>	0 <sup>RX</sup>	21	21	21	20	20	C		
0 <sup>CBR</sup>	0 <sup>CBR</sup>	0 <sup>CBR</sup>	0 <sup>CB</sup>	0 <sup>X</sup>	611	610	610	610	610	NC		
0 <sup>CB</sup>	0 <sup>CBR</sup>	0 <sup>CBR</sup>	0 <sup>CBR</sup>	0 <sup>RX</sup>	41	40	40	41	41	All	Ven	
0 <sup>CB</sup>	0 <sup>CB</sup>	0 <sup>CBR</sup>	0 <sup>CBR</sup>	0 <sup>RX</sup>	1	0	0	0	0	C		
0 <sup>CB</sup>	0 <sup>CB</sup>	0 <sup>CBR</sup>	0 <sup>CBR</sup>	0 <sup>RX</sup>	40	40	40	41	41	NC		
0 <sup>CB</sup>	0 <sup>CBR</sup>	0 <sup>CBR</sup>	2 <sup>CB</sup>	2 <sup>X</sup>	30	31	31	31	31	All	Ply	
0 <sup>CB</sup>	0 <sup>CBR</sup>	0 <sup>CBR</sup>	0 <sup>CBR</sup>	0 <sup>RX</sup>	0	1	0	1	1	C		
0 <sup>CBR</sup>	0 <sup>CBR</sup>	0 <sup>CBR</sup>	2 <sup>CB</sup>	2 <sup>X</sup>	30	30	31	31	31	NC		
5240 <sup>F</sup>	5143 <sup>F</sup>	5571 <sup>I</sup>	5978 <sup>I</sup>	6647 <sup>C</sup>	14523	13865	13733	14283	13753	All	Logs	New Zealand
5237 <sup>F</sup>	5141 <sup>F</sup>	5570	5978	6646 <sup>C</sup>	14367	13546	13343	13874	13549	C		
3 <sup>F</sup>	2 <sup>F</sup>	1 <sup>F</sup>	0 <sup>CR</sup>	1 <sup>C</sup>	156	319	390	409	205	NC		
1848 <sup>F</sup>	1805 <sup>F</sup>	1960	1781	1796 <sup>C</sup>	2612	2498	2324	2551	2260	All	Sawn	
1846 <sup>F</sup>	1802 <sup>F</sup>	1956	1777	1794 <sup>C</sup>	2581	2466	2262	2486	2234	C		
2 <sup>F</sup>	3 <sup>F</sup>	4	4	2 <sup>C</sup>	31	32	62	65	26	NC		
135 <sup>F</sup>	144 <sup>F</sup>	155 <sup>I</sup>	141	101 <sup>C</sup>	546	528	514	548	412	All	Ven	
135	144	152	140	101 <sup>C</sup>	546	528	513	548	412	C		
0 <sup>R</sup>	0 <sup>R</sup>	3 <sup>CB</sup>	1 <sup>CB</sup>	0 <sup>CR</sup>	1	0	1	0	0	NC		
138 <sup>F</sup>	172 <sup>I</sup>	159 <sup>C</sup>	169 <sup>C</sup>	147 <sup>C</sup>	282	252	287	283	300	All	Ply	
137	170 <sup>C</sup>	156 <sup>C</sup>	168 <sup>C</sup>	146 <sup>C</sup>	275	244	264	270	290	C		
2	2	3 <sup>C</sup>	0 <sup>CR</sup>	2 <sup>C</sup>	7	8	23	14	10	NC		
<b>34058</b>	<b>38271</b>	<b>37918</b>	<b>37741</b>	<b>36253</b>	<b>939002</b>	<b>970954</b>	<b>910429</b>	<b>936405</b>	<b>959656</b>	All	Logs	
<b>25269</b>	<b>29419</b>	<b>29258</b>	<b>29289</b>	<b>26927</b>	<b>709804</b>	<b>741034</b>	<b>685439</b>	<b>709277</b>	<b>717102</b>	C		
<b>8789</b>	<b>8852</b>	<b>8660</b>	<b>8452</b>	<b>9326</b>	<b>229198</b>	<b>229920</b>	<b>224990</b>	<b>227128</b>	<b>242554</b>	NC		
<b>84729</b>	<b>86146</b>	<b>86659</b>	<b>79942</b>	<b>68489</b>	<b>248299</b>	<b>251484</b>	<b>246013</b>	<b>233157</b>	<b>215029</b>	All	Sawn	
<b>78014</b>	<b>79359</b>	<b>79988</b>	<b>73790</b>	<b>63739</b>	<b>208212</b>	<b>211494</b>	<b>207571</b>	<b>196436</b>	<b>180768</b>	C		
<b>6715</b>	<b>6787</b>	<b>6671</b>	<b>6152</b>	<b>4750</b>	<b>40086</b>	<b>39990</b>	<b>38442</b>	<b>36720</b>	<b>34261</b>	NC		ECE
<b>2739</b>	<b>1917</b>	<b>1830</b>	<b>1502</b>	<b>1372</b>	<b>2744</b>	<b>2539</b>	<b>2605</b>	<b>2418</b>	<b>2435</b>	All	Ven	Regions
<b>944</b>	<b>928</b>	<b>855</b>	<b>570</b>	<b>515</b>	<b>1538</b>	<b>969</b>	<b>984</b>	<b>884</b>	<b>915</b>	C		
<b>1796</b>	<b>989</b>	<b>975</b>	<b>932</b>	<b>857</b>	<b>1206</b>	<b>1569</b>	<b>1621</b>	<b>1534</b>	<b>1520</b>	NC		
<b>4774</b>	<b>4798</b>	<b>4896</b>	<b>5060</b>	<b>4478</b>	<b>28664</b>	<b>28756</b>	<b>28536</b>	<b>27140</b>	<b>27016</b>	All	Ply	
<b>2638</b>	<b>2609</b>	<b>2637</b>	<b>2582</b>	<b>2382</b>	<b>18653</b>	<b>18929</b>	<b>18105</b>	<b>16663</b>	<b>16088</b>	C		
<b>2136</b>	<b>2189</b>	<b>2259</b>	<b>2478</b>	<b>2096</b>	<b>10010</b>	<b>9828</b>	<b>10431</b>	<b>10477</b>	<b>10929</b>	NC		
<b>17669</b>	<b>20924</b>	<b>21174</b>	<b>21842</b>	<b>20644</b>	<b>309148</b>	<b>338880</b>	<b>306753</b>	<b>343275</b>	<b>356025</b>	All	Logs	
<b>12574</b>	<b>15256</b>	<b>15387</b>	<b>16221</b>	<b>14727</b>	<b>239699</b>	<b>267631</b>	<b>237470</b>	<b>273060</b>	<b>270181</b>	C		
<b>5095</b>	<b>5668</b>	<b>5787</b>	<b>5621</b>	<b>5917</b>	<b>69449</b>	<b>71249</b>	<b>69283</b>	<b>70215</b>	<b>85845</b>	NC		
<b>38533</b>	<b>39919</b>	<b>42342</b>	<b>41661</b>	<b>39038</b>	<b>89340</b>	<b>89416</b>	<b>91561</b>	<b>95345</b>	<b>84889</b>	All	Sawn	
<b>36241</b>	<b>37522</b>	<b>39904</b>	<b>39105</b>	<b>36606</b>	<b>77532</b>	<b>78296</b>	<b>80791</b>	<b>84594</b>	<b>74905</b>	C		
<b>2292</b>	<b>2397</b>	<b>2439</b>	<b>2556</b>	<b>2432</b>	<b>11808</b>	<b>11120</b>	<b>10770</b>	<b>10751</b>	<b>9984</b>	NC		EU
<b>468</b>	<b>484</b>	<b>500</b>	<b>450</b>	<b>501</b>	<b>1750</b>	<b>1862</b>	<b>1876</b>	<b>1784</b>	<b>1766</b>	All	Ven	
<b>138</b>	<b>159</b>	<b>160</b>	<b>124</b>	<b>156</b>	<b>589</b>	<b>605</b>	<b>646</b>	<b>635</b>	<b>620</b>	C		
<b>330</b>	<b>325</b>	<b>340</b>	<b>327</b>	<b>346</b>	<b>1161</b>	<b>1257</b>	<b>1230</b>	<b>1149</b>	<b>1146</b>	NC		
<b>3218</b>	<b>3173</b>	<b>3449</b>	<b>3488</b>	<b>3389</b>	<b>6552</b>	<b>6494</b>	<b>6761</b>	<b>7290</b>	<b>7094</b>	All	Ply	
<b>1612</b>	<b>1614</b>	<b>1748</b>	<b>1636</b>	<b>1591</b>	<b>2556</b>	<b>2634</b>	<b>2677</b>	<b>3118</b>	<b>2983</b>	C		
<b>1606</b>	<b>1559</b>	<b>1701</b>	<b>1852</b>	<b>1798</b>	<b>3996</b>	<b>3861</b>	<b>4085</b>	<b>4172</b>	<b>4111</b>	NC		
935 <sup>E4</sup>	836 <sup>E4</sup>	718 <sup>E4</sup>	881 <sup>E4</sup>	870 <sup>TCF</sup>	20820	20579	22814	24228	22210	All	Logs	Austria
638 <sup>E1</sup>	601 <sup>E1</sup>	544 <sup>E1</sup>	721 <sup>E2</sup>	740 <sup>TCF</sup>	18985	18762	20778	22146	20060	C		
297 <sup>E1</sup>	235 <sup>E1</sup>	174 <sup>E1</sup>	160 <sup>E2</sup>	130 <sup>TCF</sup>	1835	1817	2036	2082	2150	NC		
7396 <sup>E4</sup>	7281 <sup>E4</sup>	6889 <sup>E4</sup>	7846 <sup>E4</sup>	7116 <sup>TCF</sup>	5226	5293	5499	5126	4686	All	Sawn	
7246 <sup>E1</sup>	7111 <sup>E1</sup>	6694 <sup>E1</sup>	7640 <sup>E2</sup>	6950 <sup>TCF</sup>	4945	5059	5212	4834	4404	C		
150 <sup>E1</sup>	170 <sup>E1</sup>	195 <sup>E1</sup>	206 <sup>E2</sup>	166 <sup>TCF</sup>	281	234	287	292	282	NC		
35 <sup>E4</sup>	33 <sup>E4</sup>	36 <sup>E4</sup>	37 <sup>E4</sup>	37 <sup>TCF</sup>	36	46	48	49	63	All	Ven	
5 <sup>E1</sup>	4 <sup>E1</sup>	3 <sup>E1</sup>	3 <sup>E2</sup>	3 <sup>ITCF</sup>	29	32	40	36	56	C		
30 <sup>E1</sup>	29 <sup>E1</sup>	33 <sup>E1</sup>	34 <sup>E2</sup>	34 <sup>ITCF</sup>	7	14	8	13	7	NC		
265 <sup>E4</sup>	287 <sup>E4</sup>	311 <sup>E4</sup>	278 <sup>E4</sup>	290 <sup>TCF</sup>	65	48	24	141	134	All	Ply	
213 <sup>E1</sup>	226 <sup>E1</sup>	231 <sup>E1</sup>	119 <sup>E2</sup>	122 <sup>ITCF</sup>	31	23	17	140	127	C		
52 <sup>E1</sup>	61 <sup>E1</sup>	80 <sup>E1</sup>	159 <sup>E2</sup>	168 <sup>ITCF</sup>	34	25	7	1	7	NC		
1067 <sup>E4</sup>	1079 <sup>E4</sup>	1025 <sup>E4</sup>	1145 <sup>E4</sup>	1090 <sup>TCF</sup>	6062	6408	6664	6707	6365	All	Logs	Belgium
744 <sup>E1</sup>	685 <sup>E1</sup>	565 <sup>E1</sup>	610 <sup>E1</sup>	580 <sup>TCF</sup>	3656	3647	4245	4210	3945	C		
322 <sup>E1</sup>	394 <sup>E1</sup>	460 <sup>E1</sup>	535 <sup>E1</sup>	510 <sup>TCF</sup>	2407	2761	2419	2497	2420	NC		
1266 <sup>E4</sup>	1425 <sup>E4</sup>	1315 <sup>I</sup>	1494 <sup>I</sup>	1020 <sup>TCF</sup>	2218	2327	2418	2336	2475	All	Sawn	
944 <sup>E1</sup>	1057 <sup>E1</sup>	1000 <sup>C</sup>	1166 <sup>C</sup>	700 <sup>TCF</sup>	1744	1886	1988	1914	2075	C		
322 <sup>E1</sup>	368 <sup>E1</sup>	315 <sup>E1</sup>	328 <sup>E1</sup>	320 <sup>TCF</sup>	474	441	430	422	400	NC		
19 <sup>E4</sup>	17 <sup>I</sup>	26 <sup>I</sup>	38 <sup>I</sup>	38 <sup>X</sup>	51	51	61	52	49	All	Ven	
6 <sup>E1</sup>	3 <sup>CB</sup>	4 <sup>CB</sup>	5 <sup>CB</sup>	5 <sup>X</sup>	1	2	6	0	1	C		
13 <sup>E1</sup>	13 <sup>E1</sup>	22 <sup>E3</sup>	33 <sup>E3</sup>	33 <sup>X</sup>	50	49	55	52	48	NC		
474 <sup>E4</sup>	473 <sup>I</sup>	470 <sup>E4</sup>	480 <sup>E4</sup>	480 <sup>X</sup>	171	68	160	200	160	All	Ply	
163 <sup>E1</sup>	156 <sup>E1</sup>	156 <sup>E3</sup>	159 <sup>E3</sup>	159 <sup>X</sup>	78	32	45	60	46	C		
311 <sup>E1</sup>	317 <sup>C</sup>	314 <sup>E3</sup>	321 <sup>E3</sup>	321 <sup>X</sup>	93	35	115	140	114	NC		

Table 1-1-a. Production, Trade and Consumption of All Timber by ITTO Consumers (1000 m<sup>3</sup>)

Country	Product	Species	Production					Imports				
			2004	2005	2006	2007	2008*	2004	2005	2006	2007	2008*
Denmark	Logs	All	568 <sup>E4</sup>	1682 <sup>E4</sup>	1196 <sup>E4</sup>	1196 <sup>E4</sup>	1196 <sup>TCF</sup>	491 <sup>E4</sup>	506 <sup>I</sup>	516 <sup>I</sup>	374 <sup>I</sup>	374 <sup>X</sup>
		C	478 <sup>E4</sup>	1559 <sup>E4</sup>	1060 <sup>E4</sup>	1060 <sup>E4</sup>	1060 <sup>TCF</sup>	196 <sup>E1</sup>	245 <sup>E1</sup>	245 <sup>E5</sup>	245 <sup>E5</sup>	245 <sup>X</sup>
		NC	90 <sup>E4</sup>	122 <sup>E4</sup>	136 <sup>E4</sup>	136 <sup>E4</sup>	136 <sup>TCF</sup>	295 <sup>E1</sup>	261 <sup>C</sup>	271 <sup>C</sup>	129 <sup>C</sup>	129 <sup>X</sup>
	Sawn	All	196 <sup>E4</sup>	196 <sup>E4</sup>	300 <sup>F</sup>	300 <sup>F</sup>	300 <sup>X</sup>	2351 <sup>E4</sup>	2201 <sup>E4</sup>	2204 <sup>I</sup>	2204 <sup>I</sup>	2204 <sup>X</sup>
		C	175 <sup>E1</sup>	175 <sup>E5</sup>	250 <sup>F</sup>	250 <sup>F</sup>	250 <sup>X</sup>	2066 <sup>E3</sup>	2025 <sup>E3</sup>	2025 <sup>E5</sup>	2011 <sup>CB</sup>	2011 <sup>X</sup>
		NC	21 <sup>E1</sup>	21 <sup>E5</sup>	50 <sup>F</sup>	50 <sup>F</sup>	50 <sup>X</sup>	285 <sup>E1</sup>	176 <sup>E1</sup>	176 <sup>E5</sup>	193 <sup>C</sup>	193 <sup>X</sup>
	Ven	All	0 <sup>E4</sup>	0 <sup>E4</sup>	0 <sup>E4</sup>	0 <sup>E4</sup>	0 <sup>TCF</sup>	24 <sup>I</sup>	24 <sup>I</sup>	25 <sup>I</sup>	22 <sup>C</sup>	22 <sup>X</sup>
		C	0 <sup>E1</sup>	0 <sup>E1</sup>	0 <sup>E5</sup>	0 <sup>E5</sup>	0 <sup>X</sup>	7 <sup>E3</sup>	8 <sup>E1</sup>	8 <sup>E5</sup>	4 <sup>C</sup>	4 <sup>X</sup>
		NC	0 <sup>E1</sup>	0 <sup>E1</sup>	0 <sup>E5</sup>	0 <sup>E5</sup>	0 <sup>X</sup>	17 <sup>C</sup>	15 <sup>C</sup>	16 <sup>C</sup>	19 <sup>C</sup>	19 <sup>X</sup>
	Ply	All	0 <sup>E4</sup>	0 <sup>E4</sup>	0 <sup>E4</sup>	0 <sup>E4</sup>	0 <sup>TCF</sup>	413 <sup>E4</sup>	371 <sup>E4</sup>	402 <sup>E4</sup>	362 <sup>I</sup>	362 <sup>X</sup>
		C	0 <sup>E3</sup>	0 <sup>E1</sup>	0 <sup>E5</sup>	0 <sup>E5</sup>	0 <sup>X</sup>	255 <sup>E1</sup>	226 <sup>E1</sup>	245 <sup>E3</sup>	288 <sup>CB</sup>	288 <sup>X</sup>
		NC	0 <sup>E1</sup>	0 <sup>E1</sup>	0 <sup>E5</sup>	0 <sup>E5</sup>	0 <sup>X</sup>	157 <sup>E1</sup>	146 <sup>E1</sup>	157 <sup>E3</sup>	74 <sup>C</sup>	74 <sup>X</sup>
Finland	Logs	All	49281 <sup>E4</sup>	47116 <sup>E4</sup>	45521 <sup>E4</sup>	51662 <sup>E4</sup>	59988 <sup>TCF</sup>	12961 <sup>E4</sup>	16031 <sup>E4</sup>	14655 <sup>E4</sup>	12942 <sup>E4</sup>	12968 <sup>TCF</sup>
		C	43226 <sup>E4</sup>	40928 <sup>E4</sup>	39575 <sup>E4</sup>	44895 <sup>E4</sup>	45461 <sup>TCF</sup>	6242 <sup>E1</sup>	8411 <sup>E1</sup>	7140 <sup>E1</sup>	6187 <sup>E1</sup>	5761 <sup>TCF</sup>
		NC	6055 <sup>E4</sup>	6188 <sup>E4</sup>	5946 <sup>E4</sup>	6768 <sup>E4</sup>	14528 <sup>TCF</sup>	6719 <sup>E1</sup>	7620 <sup>E1</sup>	7515 <sup>E1</sup>	6755 <sup>E1</sup>	7207 <sup>TCF</sup>
	Sawn	All	13544 <sup>E4</sup>	12269 <sup>E4</sup>	12227 <sup>E4</sup>	12477 <sup>E4</sup>	9575 <sup>TCF</sup>	404 <sup>E4</sup>	511 <sup>E4</sup>	578 <sup>E4</sup>	626 <sup>E4</sup>	560 <sup>TCF</sup>
		C	13460 <sup>E1</sup>	12190 <sup>E1</sup>	12145 <sup>E1</sup>	12400 <sup>E1</sup>	9500 <sup>TCF</sup>	341 <sup>E1</sup>	448 <sup>E1</sup>	515 <sup>E1</sup>	561 <sup>E1</sup>	500 <sup>TCF</sup>
		NC	84 <sup>E1</sup>	79 <sup>E1</sup>	82 <sup>E1</sup>	77 <sup>E1</sup>	75 <sup>TCF</sup>	63 <sup>E1</sup>	63 <sup>E1</sup>	63 <sup>E1</sup>	65 <sup>E1</sup>	60 <sup>TCF</sup>
	Ven	All	79 <sup>E4</sup>	79 <sup>E4</sup>	89 <sup>E4</sup>	59 <sup>E4</sup>	60 <sup>TCF</sup>	10 <sup>E4</sup>	11 <sup>E4</sup>	12 <sup>E4</sup>	14 <sup>E4</sup>	40 <sup>TCF</sup>
		C	66 <sup>E1</sup>	66 <sup>E5</sup>	78 <sup>E1</sup>	59 <sup>E3</sup>	59 <sup>ITCF</sup>	0 <sup>RE1</sup>	0 <sup>RE1</sup>	0 <sup>RE1</sup>	0 <sup>RE1</sup>	0 <sup>ITCF</sup>
		NC	13 <sup>E1</sup>	13 <sup>E5</sup>	11 <sup>E1</sup>	0 <sup>E3</sup>	1 <sup>ITCF</sup>	10 <sup>E1</sup>	11 <sup>E1</sup>	12 <sup>E1</sup>	14 <sup>E1</sup>	40 <sup>TCF</sup>
	Ply	All	1350 <sup>E4</sup>	1305 <sup>E4</sup>	1415 <sup>E4</sup>	1410 <sup>E4</sup>	1410 <sup>TCF</sup>	76 <sup>E4</sup>	96 <sup>E4</sup>	107 <sup>E4</sup>	116 <sup>E4</sup>	100 <sup>TCF</sup>
		C	810 <sup>E1</sup>	785 <sup>E1</sup>	845 <sup>E1</sup>	869 <sup>E1</sup>	869 <sup>ITCF</sup>	8 <sup>E1</sup>	13 <sup>E1</sup>	22 <sup>E1</sup>	24 <sup>E1</sup>	20 <sup>ITCF</sup>
		NC	540 <sup>E1</sup>	520 <sup>E1</sup>	570 <sup>E1</sup>	541 <sup>E1</sup>	541 <sup>ITCF</sup>	68 <sup>E1</sup>	83 <sup>E1</sup>	85 <sup>E1</sup>	92 <sup>E1</sup>	80 <sup>ITCF</sup>
France	Logs	All	31289 <sup>E4</sup>	28253 <sup>E4</sup>	28592 <sup>E4</sup>	29330 <sup>E4</sup>	36251 <sup>TCF</sup>	2175 <sup>E4</sup>	2344 <sup>E4</sup>	2601 <sup>E4</sup>	2815 <sup>E4</sup>	2591 <sup>TCF</sup>
		C	20262 <sup>E4</sup>	18205 <sup>E4</sup>	18973 <sup>E4</sup>	19760 <sup>E4</sup>	23479 <sup>TCF</sup>	1202 <sup>E1</sup>	1391 <sup>E1</sup>	1693 <sup>E1</sup>	1906 <sup>E1</sup>	1641 <sup>TCF</sup>
		NC	11027 <sup>E4</sup>	10048 <sup>E4</sup>	9619 <sup>E4</sup>	9570 <sup>E4</sup>	12772 <sup>TCF</sup>	973 <sup>E1</sup>	953 <sup>E1</sup>	908 <sup>E1</sup>	909 <sup>E1</sup>	949 <sup>TCF</sup>
	Sawn	All	9774 <sup>E4</sup>	9715 <sup>E4</sup>	9992 <sup>E4</sup>	10190 <sup>E4</sup>	10000 <sup>TCF</sup>	3829 <sup>E4</sup>	4023 <sup>E4</sup>	3922 <sup>E4</sup>	4457 <sup>E4</sup>	4040 <sup>TCF</sup>
		C	7717 <sup>E1</sup>	7748 <sup>E1</sup>	8050 <sup>E1</sup>	8300 <sup>E2</sup>	8100 <sup>TCF</sup>	3222 <sup>E1</sup>	3401 <sup>E1</sup>	3336 <sup>E1</sup>	3774 <sup>E1</sup>	3400 <sup>TCF</sup>
		NC	2057 <sup>E1</sup>	1967 <sup>E1</sup>	1943 <sup>E1</sup>	1890 <sup>E2</sup>	1900 <sup>TCF</sup>	607 <sup>E1</sup>	622 <sup>E1</sup>	586 <sup>E1</sup>	683 <sup>E1</sup>	640 <sup>TCF</sup>
	Ven	All	61 <sup>E4</sup>	71 <sup>E4</sup>	76 <sup>E4</sup>	76 <sup>E4</sup>	79 <sup>TCF</sup>	152 <sup>E4</sup>	152 <sup>E4</sup>	159 <sup>E4</sup>	170 <sup>E4</sup>	157 <sup>TCF</sup>
		C	18 <sup>E1</sup>	21 <sup>E1</sup>	23 <sup>E1</sup>	23 <sup>E5</sup>	26 <sup>ITCF</sup>	37 <sup>E1</sup>	35 <sup>E1</sup>	34 <sup>E1</sup>	32 <sup>E1</sup>	29 <sup>ITCF</sup>
		NC	43 <sup>E1</sup>	50 <sup>E1</sup>	53 <sup>E1</sup>	53 <sup>E5</sup>	53 <sup>ITCF</sup>	115 <sup>E1</sup>	116 <sup>E1</sup>	125 <sup>E1</sup>	138 <sup>E1</sup>	128 <sup>ITCF</sup>
	Ply	All	435 <sup>E4</sup>	415 <sup>E4</sup>	431 <sup>E4</sup>	378 <sup>E4</sup>	360 <sup>TCF</sup>	383 <sup>E4</sup>	411 <sup>E4</sup>	445 <sup>E4</sup>	461 <sup>E4</sup>	500 <sup>TCF</sup>
		C	124 <sup>E1</sup>	109 <sup>E1</sup>	109 <sup>E1</sup>	101 <sup>E2</sup>	94 <sup>ITCF</sup>	151 <sup>E1</sup>	154 <sup>E1</sup>	150 <sup>E1</sup>	127 <sup>E1</sup>	135 <sup>ITCF</sup>
		NC	311 <sup>E1</sup>	306 <sup>E1</sup>	322 <sup>E1</sup>	277 <sup>E2</sup>	266 <sup>ITCF</sup>	232 <sup>E1</sup>	257 <sup>E1</sup>	295 <sup>E1</sup>	334 <sup>E1</sup>	365 <sup>ITCF</sup>
Germany	Logs	All	48657 <sup>E4</sup>	50905 <sup>E4</sup>	54000 <sup>E4</sup>	68029 <sup>E4</sup>	67087 <sup>TCF</sup>	2227 <sup>E4</sup>	3005 <sup>E4</sup>	3669 <sup>E4</sup>	3959 <sup>E4</sup>	2907 <sup>TCF</sup>
		C	39682 <sup>E4</sup>	41837 <sup>E4</sup>	45213 <sup>E4</sup>	59158 <sup>E4</sup>	55800 <sup>TCF</sup>	1906 <sup>E1</sup>	2707 <sup>E1</sup>	3343 <sup>E1</sup>	3607 <sup>E1</sup>	2450 <sup>TCF</sup>
		NC	8975 <sup>E4</sup>	9068 <sup>E4</sup>	8787 <sup>E4</sup>	8871 <sup>E4</sup>	11287 <sup>TCF</sup>	321 <sup>E1</sup>	298 <sup>E1</sup>	326 <sup>E1</sup>	352 <sup>E1</sup>	457 <sup>TCF</sup>
	Sawn	All	19538 <sup>E4</sup>	21931 <sup>E4</sup>	24420 <sup>E4</sup>	25170 <sup>E4</sup>	24600 <sup>TCF</sup>	5162 <sup>E4</sup>	4878 <sup>E4</sup>	5307 <sup>E4</sup>	3927 <sup>E4</sup>	3860 <sup>TCF</sup>
		C	18449 <sup>E1</sup>	20803 <sup>E1</sup>	23242 <sup>E1</sup>	24028 <sup>E1</sup>	23500 <sup>TCF</sup>	4520 <sup>E1</sup>	4264 <sup>E1</sup>	4675 <sup>E1</sup>	3550 <sup>E1</sup>	3400 <sup>TCF</sup>
		NC	1089 <sup>E3</sup>	1128 <sup>E1</sup>	1178 <sup>E1</sup>	1142 <sup>E1</sup>	1100 <sup>TCF</sup>	642 <sup>E1</sup>	614 <sup>E1</sup>	632 <sup>E1</sup>	377 <sup>E1</sup>	460 <sup>TCF</sup>
	Ven	All	392 <sup>E4</sup>	392 <sup>E4</sup>	392 <sup>E4</sup>	392 <sup>E4</sup>	392 <sup>TCF</sup>	163 <sup>E4</sup>	168 <sup>E4</sup>	171 <sup>E4</sup>	157 <sup>E4</sup>	155 <sup>TCF</sup>
		C	392 <sup>E5</sup>	392 <sup>E5</sup>	392 <sup>E5</sup>	392 <sup>E5</sup>	392 <sup>ITCF</sup>	20 <sup>E1</sup>	20 <sup>E1</sup>	29 <sup>E1</sup>	22 <sup>E1</sup>	23 <sup>ITCF</sup>
		NC	0 <sup>E5</sup>	0 <sup>E5</sup>	0 <sup>E5</sup>	0 <sup>E5</sup>	0 <sup>ITCF</sup>	143 <sup>E1</sup>	148 <sup>E1</sup>	143 <sup>E1</sup>	135 <sup>E1</sup>	132 <sup>ITCF</sup>
	Ply	All	283 <sup>E4</sup>	236 <sup>E4</sup>	235 <sup>E4</sup>	229 <sup>E4</sup>	180 <sup>TCF</sup>	1214 <sup>E4</sup>	1142 <sup>E4</sup>	1314 <sup>E4</sup>	1433 <sup>E4</sup>	1380 <sup>TCF</sup>
		C	283 <sup>E3</sup>	236 <sup>E3</sup>	235 <sup>E3</sup>	229 <sup>E3</sup>	180 <sup>ITCF</sup>	448 <sup>E3</sup>	399 <sup>E3</sup>	514 <sup>E1</sup>	622 <sup>E1</sup>	594 <sup>ITCF</sup>
		NC	0 <sup>E3</sup>	0 <sup>E3</sup>	0 <sup>E5</sup>	0 <sup>E5</sup>	0 <sup>ITCF</sup>	766 <sup>E3</sup>	744 <sup>E3</sup>	800 <sup>E1</sup>	811 <sup>E1</sup>	786 <sup>ITCF</sup>
Greece	Logs	All	469 <sup>E4</sup>	519 <sup>E4</sup>	519 <sup>E4</sup>	519 <sup>E4</sup>	519 <sup>TCF</sup>	280 <sup>E4</sup>	282 <sup>E4</sup>	190 <sup>E4</sup>	190 <sup>E4</sup>	190 <sup>X</sup>
		C	296 <sup>E4</sup>	329 <sup>E4</sup>	329 <sup>E4</sup>	329 <sup>E4</sup>	329 <sup>TCF</sup>	137 <sup>E3</sup>	117 <sup>E3</sup>	113 <sup>E3</sup>	115 <sup>E3</sup>	113 <sup>X</sup>
		NC	172 <sup>E4</sup>	189 <sup>E4</sup>	189 <sup>E4</sup>	189 <sup>E4</sup>	189 <sup>TCF</sup>	143 <sup>E3</sup>	165 <sup>E3</sup>	77 <sup>E3</sup>	77 <sup>E5</sup>	77 <sup>X</sup>
	Sawn	All	191 <sup>E4</sup>	191 <sup>E4</sup>	191 <sup>E4</sup>	191 <sup>E4</sup>	191 <sup>TCF</sup>	918 <sup>E4</sup>	874 <sup>E4</sup>	948 <sup>E4</sup>	948 <sup>E4</sup>	948 <sup>TCF</sup>
		C	74 <sup>E1</sup>	74 <sup>E1</sup>	74 <sup>E5</sup>	74 <sup>E5</sup>	74 <sup>TCF</sup>	725 <sup>E1</sup>	705 <sup>E1</sup>	792 <sup>E1</sup>	792 <sup>E5</sup>	792 <sup>TCF</sup>
		NC	117 <sup>E1</sup>	117 <sup>E1</sup>	117 <sup>E5</sup>	117 <sup>E5</sup>	117 <sup>TCF</sup>	193 <sup>E1</sup>	170 <sup>E1</sup>	156 <sup>E1</sup>	156 <sup>E5</sup>	156 <sup>TCF</sup>
	Ven	All	0 <sup>E4</sup>	0 <sup>E4</sup>	0 <sup>E4</sup>	0 <sup>E4</sup>	0 <sup>TCF</sup>	24 <sup>E4</sup>	27 <sup>E4</sup>	24 <sup>E4</sup>	24 <sup>E4</sup>	24 <sup>TCF</sup>
		C	0 <sup>E1</sup>	0 <sup>E1</sup>	0 <sup>E5</sup>	0 <sup>E5</sup>	0 <sup>ITCF</sup>	1 <sup>E1</sup>	2 <sup>E1</sup>	2 <sup>E1</sup>	2 <sup>E5</sup>	2 <sup>ITCF</sup>
		NC	0 <sup>E1</sup>	0 <sup>E1</sup>	0 <sup>E5</sup>	0 <sup>E5</sup>	0 <sup>ITCF</sup>	22 <sup>E1</sup>	25 <sup>E1</sup>	23 <sup>E1</sup>	23 <sup>E5</sup>	23 <sup>ITCF</sup>
	Ply	All	35 <sup>E4</sup>	30 <sup>E4</sup>	31 <sup>E4</sup>	26 <sup>E4</sup>	26 <sup>TCF</sup>	58 <sup>E4</sup>	68 <sup>E4</sup>	81 <sup>E4</sup>	81 <sup>E4</sup>	81 <sup>TCF</sup>
		C	0 <sup>E1</sup>	0 <sup>E1</sup>	0 <sup>E5</sup>	0 <sup>E5</sup>	0 <sup>ITCF</sup>	17 <sup>E1</sup>	20 <sup>E1</sup>	22 <sup>E1</sup>	22 <sup>E5</sup>	22 <sup>ITCF</sup>
		NC	35 <sup>E3</sup>	30 <sup>E3</sup>	31 <sup>E3</sup>	26 <sup>E3</sup>	26 <sup>ITCF</sup>	41 <sup>E1</sup>	48 <sup>E1</sup>	59 <sup>E1</sup>	59 <sup>E5</sup>	59 <sup>ITCF</sup>
Ireland	Logs	All	2542 <sup>E4</sup>	2629 <sup>E4</sup>	2655 <sup>E4</sup>	2678 <sup>E4</sup>	3271 <sup>TCF</sup>	194 <sup>E4</sup>	233 <sup>E4</sup>	208 <sup>E4</sup>	264 <sup>E4</sup>	355 <sup>TCF</sup>
		C	2540 <sup>E4</sup>	2625 <sup>E4</sup>	2649 <sup>E4</sup>	2671 <sup>E4</sup>	3261 <sup>TCF</sup>	170 <sup>E1</sup>	211 <sup>E1</sup>	187 <sup>E1</sup>	214 <sup>E1</sup>	355 <sup>TCF</sup>
		NC	3 <sup>E4</sup>	4 <sup>E4</sup>	6 <sup>E4</sup>	7 <sup>E4</sup>	10 <sup>TCF</sup>	24 <sup>E1</sup>	21 <sup>E1</sup>	21 <sup>E1</sup>	50 <sup>E1</sup>	0 <sup>TCF</sup>
	Sawn	All	939 <sup>E4</sup>	1015 <sup>E4</sup>	1094 <sup>E4</sup>	985 <sup>E4</sup>	1072 <sup>TCF</sup>	704 <sup>E4</sup>	955 <sup>E4</sup>	995 <sup>E4</sup>	724 <sup>E4</sup>	625 <sup>TCF</sup>
		C	937 <sup>E1</sup>	1014 <sup>E1</sup>	1091 <sup>E1</sup>	981 <sup>E1</sup>	1067 <sup>TCF</sup>	613 <sup>E1</sup>	819 <sup>E1</sup>	869 <sup>E1</sup>	600 <sup>E1</sup>	500 <sup>TCF</sup>
		NC	2 <sup>E1</sup>	1 <sup>E1</sup>	3 <sup>E1</sup>	4 <sup>E1</sup>	5 <sup>TCF</sup>	91 <sup>E1</sup>	136 <sup>E1</sup>	127 <sup>E1</sup>	124 <sup>E1</sup>	125 <sup>TCF</sup>
	Ven	All	0 <sup>E4</sup>	0 <sup>E4</sup>	0 <sup>E4</sup>	0 <sup>E4</sup>	0 <sup>TCF</sup>	7 <sup>E4</sup>	9 <sup>E4</sup>	11 <sup>E4</sup>	17 <sup>E4</sup>	3 <sup>TCF</sup>
		C	0 <sup>E1</sup>	0 <sup>E1</sup>	0 <sup>E1</sup>	0 <sup>E1</sup>	0 <sup>ITCF</sup>	3 <sup>E1</sup>	4 <sup>E1</sup>	3 <sup>E1</sup>	10 <sup>E1</sup>	2 <sup>ITCF</sup>
		NC	0 <sup>E1</sup>	0 <sup>E1</sup>	0 <sup>E1</sup>	0 <sup>E1</sup>	0 <sup>ITCF</sup>	3 <sup>E1</sup>	6 <sup>E1</sup>	8 <sup>E1</sup>	7 <sup>E1</sup>	1 <sup>ITCF</sup>
	Ply	All	0 <sup>E4</sup>	0 <sup>E4</sup>	0 <sup>E4</sup>	0 <sup>E4</sup>	0 <sup>TCF</sup>	131 <sup>E4</sup>	286 <sup>CB</sup>	269 <sup>I</sup>	231 <sup>C</sup>	125 <sup>TCF</sup>
		C	0 <sup>E1</sup>	0 <sup>E1</sup>	0 <sup>E1</sup>	0 <sup>E1</sup>	0 <sup>ITCF</sup>	81 <sup>E1</sup>	146 <sup>CB</sup>	124 <sup>C</sup>	115 <sup>C</sup>	79 <sup>ITCF</sup>
		NC	0 <sup>E1</sup>	0 <sup>E1</sup>	0 <sup>E1</sup>	0 <sup>E1</sup>	0 <sup>ITCF</sup>	51 <sup>E1</sup>	140 <sup>CB</sup>	144 <sup>CB</sup>	116 <sup>C</sup>	46 <sup>ITCF</sup>
Italy	Logs	All	2883 <sup>E4</sup>	3017 <sup>E4</sup>	3013 <sup>E4</sup>	2990 <sup>E4&lt;/</sup>						

Exports					Domestic Consumption					Species	Product	Country
2004	2005	2006	2007	2008*	2004	2005	2006	2007	2008*			
306 <sup>E4</sup>	645 <sup>E4</sup>	645 <sup>E4</sup>	1009 <sup>C</sup>	1009 <sup>X</sup>	752	1542	1067	561	561	All	Logs	Denmark
238 <sup>E1</sup>	550 <sup>E1</sup>	550 <sup>E5</sup>	907 <sup>C</sup>	907 <sup>X</sup>	436	1254	754	398	398	C		
69 <sup>E1</sup>	94 <sup>E1</sup>	94 <sup>E5</sup>	102 <sup>C</sup>	102 <sup>X</sup>	317	289	313	163	163	NC		
133 <sup>E4</sup>	143 <sup>E4</sup>	148 <sup>E4</sup>	215 <sup>C</sup>	143 <sup>TCF</sup>	2414	2253	2352	2289	2361	All	Sawn	
95 <sup>E3</sup>	89 <sup>E3</sup>	89 <sup>E5</sup>	169 <sup>C</sup>	89 <sup>TCF</sup>	2146	2111	2186	2093	2173	C		
38 <sup>E1</sup>	55 <sup>E1</sup>	60 <sup>C</sup>	46 <sup>C</sup>	55 <sup>TCF</sup>	268	142	166	196	188	NC		
6 <sup>E4</sup>	6 <sup>E4</sup>	6 <sup>E4</sup>	7 <sup>I</sup>	7 <sup>X</sup>	18	17	18	15	15	All	Ven	
1 <sup>E1</sup>	1 <sup>E1</sup>	1 <sup>E5</sup>	1 <sup>E5</sup>	1 <sup>X</sup>	6	7	7	3	3	C		
5 <sup>E3</sup>	5 <sup>E1</sup>	5 <sup>E5</sup>	6 <sup>CB</sup>	6 <sup>X</sup>	12	10	11	12	12	NC		
116 <sup>E4</sup>	74 <sup>I</sup>	103 <sup>E4</sup>	63 <sup>CB</sup>	63 <sup>X</sup>	297	297	299	299	299	All	Ply	
55 <sup>E1</sup>	47 <sup>E1</sup>	47 <sup>E5</sup>	37 <sup>CB</sup>	37 <sup>X</sup>	201	178	198	251	251	C		
61 <sup>E3</sup>	27 <sup>CB</sup>	55 <sup>E5</sup>	26 <sup>CB</sup>	26 <sup>X</sup>	96	118	102	48	48	NC		
525 <sup>E4</sup>	748 <sup>E4</sup>	709 <sup>E4</sup>	647 <sup>E4</sup>	723 <sup>TCF</sup>	61717	62399	59468	63958	72234	All	Logs	Finland
515 <sup>E1</sup>	708 <sup>E1</sup>	668 <sup>E1</sup>	606 <sup>E1</sup>	695 <sup>TCF</sup>	48953	48631	46048	50476	50527	C		
10 <sup>E1</sup>	40 <sup>E1</sup>	41 <sup>E1</sup>	41 <sup>E1</sup>	28 <sup>TCF</sup>	12764	13768	13420	13482	21707	NC		
8226 <sup>E4</sup>	7663 <sup>E4</sup>	7728 <sup>E4</sup>	7081 <sup>E4</sup>	5815 <sup>TCF</sup>	5722	5117	5077	6023	4320	All	Sawn	
8209 <sup>E1</sup>	7649 <sup>E1</sup>	7712 <sup>E1</sup>	7066 <sup>E1</sup>	5800 <sup>TCF</sup>	5593	4990	4948	5896	4200	C		
18 <sup>E1</sup>	15 <sup>E1</sup>	15 <sup>E1</sup>	15 <sup>E1</sup>	15 <sup>TCF</sup>	129	127	129	128	120	NC		
77 <sup>E4</sup>	71 <sup>E4</sup>	78 <sup>E4</sup>	44 <sup>C</sup>	73 <sup>TCF</sup>	12	19	24	29	27	All	Ven	
60 <sup>E1</sup>	55 <sup>E1</sup>	62 <sup>E1</sup>	33 <sup>C</sup>	59 <sup>ITCF</sup>	7	11	17	26	0	C		
17 <sup>E1</sup>	16 <sup>E1</sup>	16 <sup>E1</sup>	11 <sup>C</sup>	14 <sup>ITCF</sup>	5	9	7	3	27	NC		
1234 <sup>E4</sup>	1173 <sup>E4</sup>	1250 <sup>E4</sup>	1229 <sup>E4</sup>	1200 <sup>TCF</sup>	191	228	272	297	310	All	Ply	
714 <sup>E1</sup>	676 <sup>E1</sup>	727 <sup>E1</sup>	664 <sup>E1</sup>	648 <sup>ITCF</sup>	103	123	140	229	241	C		
520 <sup>E1</sup>	497 <sup>E1</sup>	523 <sup>E1</sup>	565 <sup>E1</sup>	552 <sup>ITCF</sup>	88	105	132	68	69	NC		
3851 <sup>E4</sup>	3862 <sup>E4</sup>	3695 <sup>E4</sup>	3564 <sup>E4</sup>	3260 <sup>TCF</sup>	29614	26735	27498	28581	35581	All	Logs	France
2103 <sup>E1</sup>	2138 <sup>E1</sup>	2047 <sup>E1</sup>	2005 <sup>E1</sup>	1888 <sup>TCF</sup>	19361	17458	18619	19661	23233	C		
1748 <sup>E1</sup>	1723 <sup>E1</sup>	1648 <sup>E1</sup>	1559 <sup>E1</sup>	1373 <sup>TCF</sup>	10252	9278	8879	8920	12349	NC		
1377 <sup>E4</sup>	1469 <sup>E4</sup>	1493 <sup>E4</sup>	1389 <sup>E4</sup>	1250 <sup>TCF</sup>	12226	12269	12421	13258	12790	All	Sawn	
863 <sup>E1</sup>	973 <sup>E1</sup>	968 <sup>E1</sup>	862 <sup>E1</sup>	780 <sup>TCF</sup>	10076	10176	10418	11212	10720	C		
514 <sup>E1</sup>	496 <sup>E1</sup>	525 <sup>E1</sup>	527 <sup>E1</sup>	470 <sup>TCF</sup>	2150	2093	2004	2046	2070	NC		
39 <sup>E4</sup>	37 <sup>E4</sup>	37 <sup>E4</sup>	22 <sup>E4</sup>	32 <sup>TCF</sup>	174	186	198	224	204	All	Ven	
3 <sup>E1</sup>	4 <sup>E1</sup>	3 <sup>E1</sup>	3 <sup>E1</sup>	5 <sup>ITCF</sup>	52	53	54	52	50	C		
36 <sup>E1</sup>	33 <sup>E1</sup>	34 <sup>E1</sup>	19 <sup>E1</sup>	27 <sup>ITCF</sup>	122	133	144	172	154	NC		
192 <sup>E4</sup>	196 <sup>E4</sup>	225 <sup>E4</sup>	229 <sup>E4</sup>	235 <sup>TCF</sup>	626	629	651	610	625	All	Ply	
80 <sup>E1</sup>	86 <sup>E1</sup>	82 <sup>E1</sup>	88 <sup>E1</sup>	90 <sup>X</sup>	196	176	177	140	139	C		
112 <sup>E1</sup>	110 <sup>E1</sup>	143 <sup>E1</sup>	141 <sup>E1</sup>	145 <sup>ITCF</sup>	430	453	474	470	486	NC		
5589 <sup>E4</sup>	6819 <sup>E4</sup>	7557 <sup>E4</sup>	6661 <sup>E4</sup>	6980 <sup>TCF</sup>	45295	47091	50113	65327	63014	All	Logs	Germany
4289 <sup>E1</sup>	5175 <sup>E1</sup>	5867 <sup>E1</sup>	5310 <sup>E1</sup>	5050 <sup>TCF</sup>	37299	39369	42689	57455	53200	C		
1300 <sup>E1</sup>	1644 <sup>E1</sup>	1690 <sup>E1</sup>	1350 <sup>E1</sup>	1930 <sup>TCF</sup>	7996	7722	7423	7872	9814	NC		
6212 <sup>E4</sup>	7391 <sup>E4</sup>	8789 <sup>E4</sup>	9102 <sup>E4</sup>	9700 <sup>TCF</sup>	18488	19418	20938	19994	18760	All	Sawn	
5526 <sup>E1</sup>	6624 <sup>E1</sup>	7973 <sup>E1</sup>	8432 <sup>E1</sup>	9000 <sup>TCF</sup>	17443	18443	19944	19146	17900	C		
686 <sup>E1</sup>	767 <sup>E1</sup>	816 <sup>E1</sup>	670 <sup>E1</sup>	700 <sup>TCF</sup>	1045	975	994	849	860	NC		
127 <sup>E4</sup>	118 <sup>E4</sup>	116 <sup>E4</sup>	111 <sup>E4</sup>	112 <sup>TCF</sup>	428	442	448	438	435	All	Ven	
1 <sup>E1</sup>	1 <sup>E1</sup>	1 <sup>E1</sup>	1 <sup>E1</sup>	1 <sup>ITCF</sup>	411	411	420	413	414	C		
126 <sup>E1</sup>	117 <sup>E1</sup>	115 <sup>E1</sup>	110 <sup>E1</sup>	111 <sup>ITCF</sup>	17	31	28	26	21	NC		
265 <sup>E4</sup>	287 <sup>E4</sup>	321 <sup>E4</sup>	341 <sup>E4</sup>	280 <sup>TCF</sup>	1232	1091	1228	1321	1280	All	Ply	
136 <sup>E3</sup>	140 <sup>E3</sup>	166 <sup>E1</sup>	217 <sup>E1</sup>	177 <sup>ITCF</sup>	594	495	583	634	597	C		
129 <sup>E3</sup>	147 <sup>E3</sup>	155 <sup>E1</sup>	124 <sup>E1</sup>	103 <sup>ITCF</sup>	638	596	645	686	683	NC		
1 <sup>E4</sup>	0 <sup>RE4</sup>	4 <sup>E4</sup>	4 <sup>E4</sup>	4 <sup>X</sup>	747	800	705	705	705	All	Logs	Greece
0 <sup>RE3</sup>	0 <sup>RE1</sup>	3 <sup>E1</sup>	3 <sup>E5</sup>	3 <sup>X</sup>	433	446	439	439	439	C		
1 <sup>E3</sup>	0 <sup>RE1</sup>	0 <sup>RE1</sup>	0 <sup>RE5</sup>	0 <sup>RX</sup>	315	354	266	266	266	NC		
18 <sup>E4</sup>	13 <sup>E4</sup>	12 <sup>E4</sup>	12 <sup>E4</sup>	12 <sup>TCF</sup>	1091	1052	1127	1127	1127	All	Sawn	
2 <sup>E3</sup>	5 <sup>E1</sup>	4 <sup>E1</sup>	4 <sup>E5</sup>	4 <sup>TCF</sup>	797	774	862	862	862	C		
16 <sup>E3</sup>	8 <sup>E1</sup>	8 <sup>E1</sup>	8 <sup>E5</sup>	8 <sup>TCF</sup>	294	278	265	265	265	NC		
1 <sup>E4</sup>	1 <sup>E4</sup>	1 <sup>E4</sup>	1 <sup>E4</sup>	1 <sup>TCF</sup>	23	26	23	23	23	All	Ven	
0 <sup>RE1</sup>	0 <sup>RE1</sup>	0 <sup>RE1</sup>	0 <sup>RE5</sup>	0 <sup>ITCF</sup>	1	2	1	1	1	C		
1 <sup>E1</sup>	1 <sup>E1</sup>	1 <sup>E1</sup>	1 <sup>E5</sup>	1 <sup>ITCF</sup>	21	24	22	22	22	NC		
10 <sup>E4</sup>	11 <sup>E4</sup>	13 <sup>E4</sup>	13 <sup>E4</sup>	13 <sup>TCF</sup>	83	87	100	95	95	All	Ply	
2 <sup>E1</sup>	2 <sup>E1</sup>	1 <sup>E1</sup>	1 <sup>E5</sup>	1 <sup>ITCF</sup>	16	18	21	21	21	C		
8 <sup>E1</sup>	10 <sup>E1</sup>	11 <sup>E1</sup>	11 <sup>E5</sup>	11 <sup>ITCF</sup>	68	69	79	74	74	NC		
255 <sup>E4</sup>	338 <sup>E4</sup>	308 <sup>E4</sup>	308 <sup>E4</sup>	135 <sup>TCF</sup>	2482	2524	2555	2634	3491	All	Logs	Ireland
254 <sup>E1</sup>	338 <sup>E1</sup>	308 <sup>E1</sup>	295 <sup>E1</sup>	135 <sup>TCF</sup>	2456	2499	2528	2590	3481	C		
1 <sup>E1</sup>	0 <sup>RE1</sup>	0 <sup>RE1</sup>	13 <sup>E1</sup>	0 <sup>TCF</sup>	26	25	27	44	10	NC		
411 <sup>E4</sup>	447 <sup>E4</sup>	393 <sup>E4</sup>	381 <sup>E4</sup>	403 <sup>TCF</sup>	1232	1523	1697	1328	1294	All	Sawn	
409 <sup>E1</sup>	444 <sup>E1</sup>	390 <sup>E1</sup>	378 <sup>E1</sup>	400 <sup>TCF</sup>	1141	1389	1569	1203	1167	C		
2 <sup>E1</sup>	3 <sup>E1</sup>	2 <sup>E1</sup>	3 <sup>E1</sup>	3 <sup>TCF</sup>	91	134	127	125	127	NC		
0 <sup>RE4</sup>	0 <sup>RE4</sup>	1 <sup>RE4</sup>	0 <sup>RE4</sup>	0 <sup>RTCF</sup>	7	9	10	17	3	All	Ven	
0 <sup>RE1</sup>	0 <sup>RE1</sup>	0 <sup>RE1</sup>	0 <sup>RX</sup>	0 <sup>RX</sup>	3	3	3	10	2	C		
0 <sup>RE1</sup>	0 <sup>RE1</sup>	1 <sup>E1</sup>	0 <sup>RE1</sup>	0 <sup>RX</sup>	3	6	7	7	1	NC		
2 <sup>E4</sup>	2 <sup>E4</sup>	1 <sup>E4</sup>	1 <sup>E4</sup>	0 <sup>TCF</sup>	129	284	268	230	125	All	Ply	
2 <sup>E1</sup>	1 <sup>E1</sup>	1 <sup>E1</sup>	0 <sup>RE1</sup>	0 <sup>ITCF</sup>	79	145	123	115	79	C		
1 <sup>E1</sup>	1 <sup>E1</sup>	0 <sup>RE1</sup>	1 <sup>E1</sup>	0 <sup>ITCF</sup>	50	139	144	115	46	NC		
17 <sup>E4</sup>	14 <sup>E4</sup>	15 <sup>E4</sup>	17 <sup>E4</sup>	17 <sup>X</sup>	7481	7758	7484	7272	7317	All	Logs	Italy
6 <sup>E1</sup>	3 <sup>E1</sup>	6 <sup>E1</sup>	6 <sup>E1</sup>	6 <sup>X</sup>	3361	3581	3626	3379	3395	C		
11 <sup>E1</sup>	11 <sup>E1</sup>	9 <sup>E1</sup>	11 <sup>E1</sup>	11 <sup>X</sup>	4120	4177	3858	3893	3922	NC		
157 <sup>E4</sup>	161 <sup>E4</sup>	169 <sup>E4</sup>	435 <sup>E4</sup>	260 <sup>TCF</sup>	9084	9156	9441	9296	8287	All	Sawn	
43 <sup>E1</sup>	50 <sup>E1</sup>	62 <sup>E1</sup>	150 <sup>E1</sup>	60 <sup>TCF</sup>	6806	6918	7295	7188	6353	C		
114 <sup>E1</sup>	111 <sup>E1</sup>	107 <sup>E1</sup>	285 <sup>E1</sup>	200 <sup>TCF</sup>	2278	2239	2146	2108	1934	NC		
29 <sup>E4</sup>	30 <sup>E4</sup>	36 <sup>E4</sup>	43 <sup>C</sup>	43 <sup>X</sup>	628	622	623	607	607	All	Ven	
2 <sup>E1</sup>	2 <sup>E1</sup>	2 <sup>E1</sup>	5 <sup>C</sup>	5 <sup>I</sup>	16	15	15	13	13	C		
26 <sup>E1</sup>	28 <sup>E1</sup>	34 <sup>E1</sup>	38 <sup>C</sup>	38 <sup>X</sup>	613	607	608	594	594	NC		
201 <sup>E4</sup>	183 <sup>E4</sup>	238 <sup>E4</sup>	295 <sup>E4</sup>	290 <sup>TCF</sup>	865	739	671	713	800	All	Ply	
56 <sup>E1</sup>	77 <sup>C</sup>	90 <sup>E1</sup>	31 <sup>E1</sup>	29 <sup>ITCF</sup>	207	159	185	184	214	C		
145 <sup>E1</sup>	106 <sup>E1</sup>	148 <sup>E1</sup>	264 <sup>E1</sup>	261 <sup>ITCF</sup>	659	580	486	529	586	NC		

Table 1-1-a. Production, Trade and Consumption of All Timber by ITTO Consumers (1000 m<sup>3</sup>)

Country	Product	Species	Production					Imports				
			2004	2005	2006	2007	2008*	2004	2005	2006	2007	2008*
Luxembourg	Logs	All	264 <sup>E4</sup>	237 <sup>E4</sup>	255 <sup>E4</sup>	255 <sup>E4</sup>	255 <sup>TCF</sup>	420 <sup>E4</sup>	406 <sup>E4</sup>	475 <sup>I</sup>	480 <sup>I</sup>	480 <sup>X</sup>
		C	90 <sup>E4</sup>	120 <sup>E4</sup>	132 <sup>E4</sup>	132 <sup>E4</sup>	132 <sup>TCF</sup>	333 <sup>E3</sup>	313 <sup>E1</sup>	321 <sup>E3</sup>	321 <sup>E5</sup>	321 <sup>X</sup>
		NC	174 <sup>E4</sup>	117 <sup>E4</sup>	123 <sup>E4</sup>	123 <sup>E4</sup>	123 <sup>TCF</sup>	87 <sup>E3</sup>	93 <sup>E1</sup>	155 <sup>CB</sup>	160 <sup>CB</sup>	160 <sup>X</sup>
	Sawn	All	133 <sup>E4</sup>	133 <sup>E4</sup>	133 <sup>E4</sup>	133 <sup>E4</sup>	133 <sup>TCF</sup>	64 <sup>E4</sup>	58 <sup>E4</sup>	57 <sup>E4</sup>	70 <sup>C</sup>	57 <sup>TCF</sup>
		C	113 <sup>E5</sup>	113 <sup>E5</sup>	113 <sup>E5</sup>	113 <sup>E5</sup>	113 <sup>TCF</sup>	46 <sup>E3</sup>	44 <sup>E1</sup>	37 <sup>E1</sup>	47 <sup>C</sup>	37 <sup>TCF</sup>
		NC	20 <sup>E5</sup>	20 <sup>E5</sup>	20 <sup>E5</sup>	20 <sup>E5</sup>	20 <sup>TCF</sup>	18 <sup>E3</sup>	14 <sup>E1</sup>	20 <sup>E1</sup>	22 <sup>C</sup>	20 <sup>TCF</sup>
	Ven	All	0 <sup>E4</sup>	0 <sup>E4</sup>	0 <sup>E4</sup>	0 <sup>E4</sup>	0 <sup>TCF</sup>	1 <sup>E4</sup>	0 <sup>RI</sup>	1 <sup>I</sup>	2 <sup>I</sup>	2 <sup>I</sup>
		C	0 <sup>E5</sup>	0 <sup>E5</sup>	0 <sup>E5</sup>	0 <sup>E5</sup>	0 <sup>ITCF</sup>	0 <sup>RE3</sup>	0 <sup>CR</sup>	0 <sup>CR</sup>	0 <sup>CR</sup>	0 <sup>RI</sup>
		NC	0 <sup>E5</sup>	0 <sup>E5</sup>	0 <sup>E5</sup>	0 <sup>E5</sup>	0 <sup>ITCF</sup>	0 <sup>RE3</sup>	0 <sup>RE1</sup>	1 <sup>I</sup>	1 <sup>I</sup>	1 <sup>X</sup>
	Ply	All	0 <sup>E4</sup>	0 <sup>E4</sup>	0 <sup>E4</sup>	0 <sup>E4</sup>	0 <sup>TCF</sup>	12 <sup>E4</sup>	11 <sup>E4</sup>	10 <sup>E4</sup>	11 <sup>C</sup>	10 <sup>TCF</sup>
		C	0 <sup>E5</sup>	0 <sup>E5</sup>	0 <sup>E5</sup>	0 <sup>E5</sup>	0 <sup>ITCF</sup>	5 <sup>E3</sup>	4 <sup>E1</sup>	4 <sup>E1</sup>	5 <sup>C</sup>	5 <sup>ITCF</sup>
		NC	0 <sup>E5</sup>	0 <sup>E5</sup>	0 <sup>E5</sup>	0 <sup>E5</sup>	0 <sup>ITCF</sup>	7 <sup>E3</sup>	7 <sup>E1</sup>	6 <sup>E1</sup>	6 <sup>C</sup>	5 <sup>ITCF</sup>
Netherlands	Logs	All	736 <sup>E4</sup>	820 <sup>E4</sup>	817 <sup>E4</sup>	732 <sup>E4</sup>	780 <sup>X</sup>	275 <sup>E4</sup>	316 <sup>E4</sup>	390 <sup>E4</sup>	443 <sup>E4</sup>	370 <sup>TCF</sup>
		C	550 <sup>E4</sup>	607 <sup>E4</sup>	600 <sup>E4</sup>	515 <sup>E4</sup>	515	165 <sup>E1</sup>	221 <sup>E1</sup>	323 <sup>E1</sup>	396 <sup>E1</sup>	335 <sup>TCF</sup>
		NC	186 <sup>E4</sup>	213 <sup>E4</sup>	217 <sup>E4</sup>	217 <sup>E4</sup>	265 <sup>TCF</sup>	110 <sup>E1</sup>	95 <sup>E1</sup>	67 <sup>E1</sup>	46 <sup>E1</sup>	35 <sup>TCF</sup>
	Sawn	All	273 <sup>E4</sup>	279 <sup>E4</sup>	265 <sup>E4</sup>	271 <sup>E4</sup>	265 <sup>TCF</sup>	3175 <sup>E4</sup>	3100 <sup>E4</sup>	3399 <sup>E4</sup>	3865 <sup>E4</sup>	3305 <sup>TCF</sup>
		C	175 <sup>E1</sup>	176 <sup>E1</sup>	180 <sup>E1</sup>	184 <sup>E1</sup>	180 <sup>TCF</sup>	2523 <sup>E1</sup>	2481 <sup>E1</sup>	2751 <sup>E1</sup>	3246 <sup>E1</sup>	2675 <sup>TCF</sup>
		NC	98 <sup>E1</sup>	103 <sup>E1</sup>	86 <sup>E1</sup>	87 <sup>E1</sup>	85 <sup>TCF</sup>	652 <sup>E1</sup>	619 <sup>E1</sup>	648 <sup>E1</sup>	619 <sup>E1</sup>	630 <sup>TCF</sup>
	Ven	All	0 <sup>E4</sup>	0 <sup>E4</sup>	0 <sup>E4</sup>	0 <sup>E4</sup>	0 <sup>TCF</sup>	29 <sup>E4</sup>	27 <sup>E4</sup>	36 <sup>E4</sup>	36 <sup>E4</sup>	36 <sup>TCF</sup>
		C	0 <sup>E1</sup>	0 <sup>E1</sup>	0 <sup>E1</sup>	0 <sup>E1</sup>	0 <sup>ITCF</sup>	9 <sup>E1</sup>	8 <sup>E1</sup>	10 <sup>E1</sup>	13 <sup>E1</sup>	20 <sup>ITCF</sup>
		NC	0 <sup>E1</sup>	0 <sup>E1</sup>	0 <sup>E1</sup>	0 <sup>E1</sup>	0 <sup>ITCF</sup>	20 <sup>E1</sup>	19 <sup>E1</sup>	26 <sup>E1</sup>	23 <sup>E1</sup>	16 <sup>ITCF</sup>
	Ply	All	0 <sup>E4</sup>	0 <sup>E4</sup>	0 <sup>E4</sup>	0 <sup>E4</sup>	0 <sup>TCF</sup>	542 <sup>E4</sup>	526 <sup>E4</sup>	603 <sup>E4</sup>	608 <sup>E4</sup>	580 <sup>TCF</sup>
		C	0 <sup>E1</sup>	0 <sup>E1</sup>	0 <sup>E1</sup>	0 <sup>E1</sup>	0 <sup>ITCF</sup>	217 <sup>E1</sup>	199 <sup>E1</sup>	230 <sup>E1</sup>	245 <sup>E1</sup>	232 <sup>ITCF</sup>
		NC	0 <sup>E1</sup>	0 <sup>E1</sup>	0 <sup>E1</sup>	0 <sup>E1</sup>	0 <sup>ITCF</sup>	325 <sup>E1</sup>	327 <sup>E1</sup>	373 <sup>E1</sup>	363 <sup>E1</sup>	348 <sup>ITCF</sup>
Poland	Logs	All	29337 <sup>E4</sup>	28531 <sup>E4</sup>	28767 <sup>E4</sup>	32193 <sup>E4</sup>	35247 <sup>TCF</sup>	943 <sup>E4</sup>	2009 <sup>E4</sup>	1814 <sup>E4</sup>	1764 <sup>E4</sup>	1830 <sup>TCF</sup>
		C	21752 <sup>E4</sup>	21357 <sup>E4</sup>	21656 <sup>E4</sup>	25220 <sup>E4</sup>	27400 <sup>TCF</sup>	297 <sup>E1</sup>	887 <sup>E1</sup>	710 <sup>E1</sup>	637 <sup>E9</sup>	1050 <sup>TCF</sup>
		NC	7585 <sup>E4</sup>	7174 <sup>E4</sup>	7111 <sup>E4</sup>	6973 <sup>E4</sup>	7847 <sup>TCF</sup>	646 <sup>E1</sup>	1122 <sup>E1</sup>	1104 <sup>E1</sup>	1127 <sup>E9</sup>	780 <sup>TCF</sup>
	Sawn	All	3743 <sup>E4</sup>	3360 <sup>E4</sup>	3607 <sup>E4</sup>	4100 <sup>E4</sup>	3650 <sup>TCF</sup>	530 <sup>E4</sup>	669 <sup>E4</sup>	541 <sup>E4</sup>	652 <sup>E4</sup>	810 <sup>TCF</sup>
		C	3102 <sup>E1</sup>	2813 <sup>E1</sup>	3018 <sup>E1</sup>	3550 <sup>E2</sup>	3100 <sup>TCF</sup>	271 <sup>E1</sup>	372 <sup>E1</sup>	255 <sup>E1</sup>	344 <sup>E9</sup>	460 <sup>TCF</sup>
		NC	641 <sup>E1</sup>	547 <sup>E1</sup>	589 <sup>E1</sup>	550 <sup>E2</sup>	550 <sup>TCF</sup>	259 <sup>E1</sup>	297 <sup>E1</sup>	286 <sup>E1</sup>	308 <sup>E9</sup>	350 <sup>TCF</sup>
	Ven	All	107 <sup>E4</sup>	110 <sup>E4</sup>	73 <sup>E4</sup>	80 <sup>E4</sup>	90	29 <sup>E4</sup>	35 <sup>E4</sup>	31 <sup>E4</sup>	37 <sup>E4</sup>	42 <sup>TCF</sup>
		C	16 <sup>E9</sup>	17 <sup>E9</sup>	13 <sup>E9</sup>	17 <sup>E2</sup>	15	5 <sup>E1</sup>	4 <sup>E1</sup>	5 <sup>E1</sup>	7 <sup>E9</sup>	8 <sup>ITCF</sup>
		NC	91 <sup>E9</sup>	93 <sup>E9</sup>	60 <sup>E9</sup>	63 <sup>E2</sup>	75	24 <sup>E1</sup>	31 <sup>E1</sup>	26 <sup>E1</sup>	30 <sup>E9</sup>	34 <sup>ITCF</sup>
	Ply	All	342 <sup>E4</sup>	361 <sup>E4</sup>	385 <sup>E4</sup>	390 <sup>E4</sup>	450	100 <sup>E4</sup>	119 <sup>E4</sup>	116 <sup>E4</sup>	148 <sup>E4</sup>	170 <sup>TCF</sup>
		C	68 <sup>E9</sup>	66 <sup>E9</sup>	85 <sup>E9</sup>	86 <sup>E2</sup>	100	10 <sup>E1</sup>	13 <sup>E1</sup>	11 <sup>E1</sup>	46 <sup>E9</sup>	53 <sup>ITCF</sup>
		NC	274 <sup>E9</sup>	295 <sup>E9</sup>	300 <sup>E9</sup>	304 <sup>E2</sup>	350	90 <sup>E1</sup>	106 <sup>E1</sup>	105 <sup>E1</sup>	102 <sup>E9</sup>	117 <sup>ITCF</sup>
Portugal	Logs	All	10269 <sup>E4</sup>	10146 <sup>E4</sup>	10205 <sup>E4</sup>	10205 <sup>E4</sup>	11975 <sup>TCF</sup>	364 <sup>E4</sup>	362 <sup>E4</sup>	335 <sup>E4</sup>	746 <sup>E4</sup>	305 <sup>TCF</sup>
		C	3977 <sup>E4</sup>	3268 <sup>E4</sup>	3501 <sup>E4</sup>	3501 <sup>E4</sup>	3706 <sup>TCF</sup>	44 <sup>E1</sup>	92 <sup>E1</sup>	58 <sup>E1</sup>	172 <sup>E1</sup>	66 <sup>TCF</sup>
		NC	6292 <sup>E4</sup>	6878 <sup>E4</sup>	6704 <sup>E4</sup>	6704 <sup>E4</sup>	8269 <sup>TCF</sup>	320 <sup>E1</sup>	270 <sup>E1</sup>	277 <sup>E1</sup>	574 <sup>E1</sup>	239 <sup>TCF</sup>
	Sawn	All	1060 <sup>E4</sup>	1010 <sup>E4</sup>	1010 <sup>E4</sup>	1010 <sup>E4</sup>	1010 <sup>TCF</sup>	280 <sup>E4</sup>	333 <sup>E4</sup>	258 <sup>E4</sup>	302 <sup>E4</sup>	302 <sup>TCF</sup>
		C	954 <sup>E1</sup>	909 <sup>E1</sup>	909 <sup>E1</sup>	909 <sup>E5</sup>	909 <sup>TCF</sup>	46 <sup>E1</sup>	110 <sup>E1</sup>	56 <sup>E1</sup>	68 <sup>E1</sup>	68 <sup>TCF</sup>
		NC	106 <sup>E1</sup>	101 <sup>E1</sup>	101 <sup>E1</sup>	101 <sup>E5</sup>	101 <sup>TCF</sup>	234 <sup>E1</sup>	223 <sup>E1</sup>	202 <sup>E1</sup>	234 <sup>E1</sup>	234 <sup>TCF</sup>
	Ven	All	28 <sup>E4</sup>	30 <sup>E4</sup>	30 <sup>E4</sup>	30 <sup>E4</sup>	30 <sup>TCF</sup>	46 <sup>E4</sup>	48 <sup>E4</sup>	57 <sup>E4</sup>	47 <sup>I</sup>	47 <sup>X</sup>
		C	24 <sup>E1</sup>	25 <sup>E1</sup>	25 <sup>E1</sup>	25 <sup>E5</sup>	25 <sup>ITCF</sup>	4 <sup>E1</sup>	5 <sup>E1</sup>	8 <sup>E1</sup>	7 <sup>E1</sup>	7 <sup>X</sup>
		NC	4 <sup>E1</sup>	5 <sup>E1</sup>	5 <sup>E1</sup>	5 <sup>E5</sup>	5 <sup>ITCF</sup>	42 <sup>E1</sup>	43 <sup>E1</sup>	49 <sup>E1</sup>	40 <sup>C</sup>	40 <sup>X</sup>
	Ply	All	21 <sup>E4</sup>	21 <sup>E4</sup>	21 <sup>E4</sup>	21 <sup>E4</sup>	21 <sup>TCF</sup>	39 <sup>E4</sup>	52 <sup>E4</sup>	61 <sup>E4</sup>	102 <sup>E4</sup>	102 <sup>TCF</sup>
		C	2 <sup>E1</sup>	5 <sup>E1</sup>	5 <sup>E1</sup>	5 <sup>E5</sup>	5 <sup>ITCF</sup>	20 <sup>E1</sup>	20 <sup>E1</sup>	26 <sup>E1</sup>	29 <sup>E1</sup>	29 <sup>ITCF</sup>
		NC	19 <sup>E1</sup>	16 <sup>E1</sup>	16 <sup>E1</sup>	16 <sup>E5</sup>	16 <sup>ITCF</sup>	19 <sup>E1</sup>	32 <sup>E1</sup>	35 <sup>E1</sup>	73 <sup>E1</sup>	73 <sup>ITCF</sup>
Spain	Logs	All	14235 <sup>E4</sup>	13351 <sup>E4</sup>	14109 <sup>E4</sup>	12546 <sup>E4</sup>	12546 <sup>X</sup>	2973 <sup>E4</sup>	3640 <sup>E4</sup>	3841 <sup>E4</sup>	3965 <sup>E4</sup>	3438 <sup>TCF</sup>
		C	8725 <sup>E4</sup>	8191 <sup>E4</sup>	7710 <sup>E4</sup>	6612 <sup>E4</sup>	6612 <sup>X</sup>	1367 <sup>E1</sup>	1440 <sup>E1</sup>	1612 <sup>E1</sup>	1812 <sup>E2</sup>	1120 <sup>TCF</sup>
		NC	5510 <sup>E4</sup>	5160 <sup>E4</sup>	6399 <sup>E4</sup>	5934 <sup>E4</sup>	5934 <sup>X</sup>	1606 <sup>E1</sup>	2200 <sup>E1</sup>	2198 <sup>E1</sup>	2153 <sup>E2</sup>	2318 <sup>TCF</sup>
	Sawn	All	3730 <sup>E4</sup>	3660 <sup>E4</sup>	3806 <sup>E4</sup>	3332 <sup>E4</sup>	3300 <sup>TCF</sup>	3326 <sup>E4</sup>	3391 <sup>E4</sup>	3373 <sup>E4</sup>	4015 <sup>E4</sup>	3016 <sup>TCF</sup>
		C	2730 <sup>E1</sup>	2750 <sup>E1</sup>	2860 <sup>E1</sup>	2180 <sup>E2</sup>	2500 <sup>TCF</sup>	2259 <sup>E1</sup>	2392 <sup>E1</sup>	2543 <sup>E1</sup>	3079 <sup>E1</sup>	2313 <sup>TCF</sup>
		NC	1000 <sup>E1</sup>	910 <sup>E1</sup>	946 <sup>E1</sup>	1152 <sup>E2</sup>	800 <sup>TCF</sup>	1067 <sup>E1</sup>	999 <sup>E1</sup>	830 <sup>E1</sup>	936 <sup>E2</sup>	703 <sup>TCF</sup>
	Ven	All	56 <sup>E4</sup>	58 <sup>E4</sup>	60 <sup>E4</sup>	60 <sup>E4</sup>	70 <sup>TCF</sup>	139 <sup>E4</sup>	156 <sup>E4</sup>	161 <sup>E4</sup>	103 <sup>E4</sup>	110 <sup>TCF</sup>
		C	0 <sup>E1</sup>	0 <sup>E1</sup>	0 <sup>E1</sup>	0 <sup>E2</sup>	0 <sup>ITCF</sup>	35 <sup>E1</sup>	39 <sup>E1</sup>	35 <sup>E1</sup>	33 <sup>E2</sup>	36 <sup>ITCF</sup>
		NC	56 <sup>E1</sup>	58 <sup>E1</sup>	60 <sup>E1</sup>	60 <sup>E2</sup>	70 <sup>ITCF</sup>	104 <sup>E1</sup>	117 <sup>E1</sup>	126 <sup>E1</sup>	70 <sup>E2</sup>	74 <sup>ITCF</sup>
	Ply	All	466 <sup>E4</sup>	557 <sup>E4</sup>	468 <sup>E4</sup>	450 <sup>E4</sup>	450 <sup>TCF</sup>	120 <sup>E4</sup>	126 <sup>E4</sup>	157 <sup>E4</sup>	258 <sup>E4</sup>	111 <sup>TCF</sup>
		C	91 <sup>I</sup>	271 <sup>E1</sup>	228 <sup>E1</sup>	200 <sup>E2</sup>	200 <sup>ITCF</sup>	31 <sup>E1</sup>	29 <sup>E1</sup>	39 <sup>E1</sup>	74 <sup>E2</sup>	31 <sup>ITCF</sup>
		NC	375 <sup>E1</sup>	286 <sup>E1</sup>	240 <sup>E1</sup>	250 <sup>E2</sup>	250 <sup>ITCF</sup>	89 <sup>E1</sup>	97 <sup>E1</sup>	118 <sup>E1</sup>	184 <sup>E2</sup>	80 <sup>ITCF</sup>
Sweden	Logs	All	61400 <sup>E4</sup>	92300 <sup>E4</sup>	58700 <sup>E4</sup>	71300 <sup>E4</sup>	68040 <sup>X</sup>	9398 <sup>E4</sup>	8686 <sup>E4</sup>	6664 <sup>E4</sup>	7364 <sup>E4</sup>	7335 <sup>TCF</sup>
		C	57800 <sup>E4</sup>	88100 <sup>E4</sup>	54500 <sup>E4</sup>	66500 <sup>E4</sup>	63240 <sup>TCF</sup>	5207 <sup>E1</sup>	4019 <sup>E1</sup>	3158 <sup>E1</sup>	3569 <sup>E1</sup>	3500 <sup>TCF</sup>
		NC	3600 <sup>E4</sup>	4200 <sup>E4</sup>	4200 <sup>E4</sup>	4800 <sup>E4</sup>	4800 <sup>X</sup>	4191 <sup>E1</sup>	4667 <sup>E1</sup>	3506 <sup>E1</sup>	3795 <sup>E1</sup>	3835 <sup>TCF</sup>
	Sawn	All	16900 <sup>E4</sup>	17600 <sup>E4</sup>	18300 <sup>E4</sup>	18600 <sup>E4</sup>	17210 <sup>TCF</sup>	336 <sup>E4</sup>	348 <sup>E4</sup>	384 <sup>E4</sup>	409 <sup>E4</sup>	340 <sup>TCF</sup>
		C	16740 <sup>E1</sup>	17440 <sup>E1</sup>	18190 <sup>E1</sup>	18490 <sup>E1</sup>	17100 <sup>TCF</sup>	204 <sup>E1</sup>	193 <sup>E1</sup>	211 <sup>E1</sup>	265 <sup>E1</sup>	200 <sup>TCF</sup>
		NC	160 <sup>E1</sup>	160 <sup>E1</sup>	110 <sup>E1</sup>	110 <sup>E1</sup>	110 <sup>TCF</sup>	132 <sup>E1</sup>	155 <sup>E1</sup>	173 <sup>E1</sup>	144 <sup>E1</sup>	140 <sup>TCF</sup>
	Ven	All	15 <sup>E4</sup>	55 <sup>E4</sup>	55 <sup>E4</sup>	20 <sup>E4</sup>	20 <sup>TCF</sup>	28 <sup>E4</sup>	25 <sup>E4</sup>	25 <sup>E4</sup>	28 <sup>I</sup>	20 <sup>TCF</sup>
		C	5 <sup>E5</sup>	45 <sup>E3</sup>	45 <sup>E1</sup>	20 <sup>E1</sup>	20 <sup>ITCF</sup>	13 <sup>E1</sup>	9 <sup>E1</sup>	10 <sup>E1</sup>	14 <sup>CB</sup>	10 <sup>ITCF</sup>
		NC	10 <sup>E5</sup>	10 <sup>E5</sup>	10 <sup>E1</sup>	0 <sup>E1</sup>	0 <sup>ITCF</sup>	16 <sup>E1</sup>	16 <sup>E1</sup>	15 <sup>E1</sup>	14 <sup>E1</sup>	10 <sup>ITCF</sup>
	Ply	All	71 <sup>E4</sup>	92 <sup>E4</sup>	92 <sup>E4</sup>	92 <sup>E4</sup>	90 <sup>TCF</sup>	164 <sup>E4</sup>	189 <sup>E4</sup>	197 <sup>E4</sup>	240 <sup>E4</sup>	240 <sup>TCF</sup>
		C	71 <sup>E3</sup>	92 <sup>E3</sup>	92 <sup>E1</sup>	92 <sup>E1</sup>	90 <sup>ITCF</sup>	89 <sup>E1</sup>	113 <sup>E1</sup>	115 <sup>E1</sup>	140 <sup>E1</sup>	140 <sup>ITCF</sup>
		NC	0 <sup>E3</sup>	0 <sup>E1</sup>	0 <sup>E1</sup>	0 <sup>E1</sup>	0 <sup>ITCF</sup>	75 <sup>E1</sup>	76 <sup>E1</sup>	82 <sup>E1</sup>	100 <sup>E1</sup>	100 <sup>ITCF</sup>
U.K.	Logs	All	8062 <sup>E4</sup>	8165 <sup>E4</sup>	8100 <sup>E4</sup>	8503 <sup>E4</sup>	8053 <sup>TCF</sup>	625 <sup>E4</sup>	657 <sup>E4</sup>	415 <sup>E4</sup>	415 <sup>E4</sup>	450 <sup>TCF</sup>



Exports					Domestic Consumption					Species	Product	Country
2004	2005	2006	2007	2008*	2004	2005	2006	2007	2008*			
255 <sup>E4</sup>	292 <sup>E4</sup>	224 <sup>E4</sup>	224 <sup>E4</sup>	224 <sup>X</sup>	429	350	506	511	511	All	Logs	Luxembourg
230 <sup>E1</sup>	264 <sup>E1</sup>	191 <sup>E1</sup>	191 <sup>E5</sup>	191 <sup>X</sup>	193	169	261	261	261	C		
25 <sup>E3</sup>	28 <sup>E1</sup>	32 <sup>E3</sup>	32 <sup>E5</sup>	32 <sup>X</sup>	236	182	245	250	250	NC		
51 <sup>E4</sup>	55 <sup>E4</sup>	38 <sup>E4</sup>	38 <sup>E4</sup>	38 <sup>X</sup>	147	136	152	165	152	All	Sawn	
48 <sup>E3</sup>	50 <sup>E1</sup>	27 <sup>E1</sup>	27 <sup>E5</sup>	27 <sup>X</sup>	111	107	123	134	123	C		
3 <sup>E1</sup>	5 <sup>E1</sup>	11 <sup>E1</sup>	11 <sup>E5</sup>	11 <sup>X</sup>	35	29	29	31	29	NC		
0 <sup>RI</sup>	0 <sup>RI</sup>	1 <sup>CB</sup>	1 <sup>CB</sup>	1 <sup>X</sup>	1	0	1	1	1	All	Ven	
0 <sup>CBR</sup>	0 <sup>CBR</sup>	0 <sup>CBR</sup>	0 <sup>CBR</sup>	0 <sup>RX</sup>	0	0	0	0	0	C		
0 <sup>E3</sup>	0 <sup>E1</sup>	1 <sup>CB</sup>	1 <sup>CB</sup>	1 <sup>X</sup>	0	0	1	1	1	NC		
0 <sup>RE4</sup>	0 <sup>RE4</sup>	0 <sup>RE4</sup>	0 <sup>RE4</sup>	0 <sup>RX</sup>	12	11	10	11	10	All	Ply	
0 <sup>RE3</sup>	0 <sup>RE1</sup>	0 <sup>RE1</sup>	0 <sup>RE5</sup>	0 <sup>RX</sup>	4	4	4	5	5	C		
0 <sup>RE3</sup>	0 <sup>RE1</sup>	0 <sup>RE1</sup>	0 <sup>RE5</sup>	0 <sup>RX</sup>	7	7	6	6	5	NC		
590 <sup>E4</sup>	461 <sup>E4</sup>	570 <sup>E4</sup>	638 <sup>E4</sup>	475 <sup>TCF</sup>	421	675	636	536	675	All	Logs	Netherlands
413 <sup>E1</sup>	341 <sup>E1</sup>	448 <sup>E1</sup>	526 <sup>E1</sup>	445 <sup>TCF</sup>	302	486	474	385	405	C		
177 <sup>E1</sup>	120 <sup>E1</sup>	122 <sup>E1</sup>	112 <sup>E1</sup>	30 <sup>TCF</sup>	119	189	162	151	270	NC		
388 <sup>E4</sup>	488 <sup>E4</sup>	555 <sup>E4</sup>	545 <sup>E4</sup>	595 <sup>TCF</sup>	3060	2891	3109	3590	2975	All	Sawn	
272 <sup>E1</sup>	361 <sup>E1</sup>	418 <sup>E1</sup>	419 <sup>E1</sup>	450 <sup>TCF</sup>	2426	2296	2513	3010	2405	C		
116 <sup>E1</sup>	127 <sup>E1</sup>	137 <sup>E1</sup>	126 <sup>E1</sup>	145 <sup>TCF</sup>	634	594	597	580	570	NC		
10 <sup>E4</sup>	6 <sup>E4</sup>	6 <sup>E4</sup>	6 <sup>I</sup>	6 <sup>TCF</sup>	19	21	30	29	30	All	Ven	
0 <sup>RE1</sup>	1 <sup>E1</sup>	2 <sup>E1</sup>	2	3 <sup>ITCF</sup>	9	7	8	11	17	C		
9 <sup>E1</sup>	5 <sup>E1</sup>	4 <sup>E1</sup>	5 <sup>E1</sup>	3 <sup>ITCF</sup>	11	14	22	18	13	NC		
46 <sup>E4</sup>	40 <sup>E4</sup>	60 <sup>E4</sup>	93 <sup>E4</sup>	50 <sup>TCF</sup>	496	486	543	515	530	All	Ply	
9 <sup>E1</sup>	6 <sup>E1</sup>	11 <sup>E1</sup>	11 <sup>E1</sup>	6 <sup>ITCF</sup>	208	193	219	234	226	C		
37 <sup>E1</sup>	34 <sup>E1</sup>	49 <sup>E1</sup>	82 <sup>E1</sup>	44 <sup>ITCF</sup>	288	293	324	280	304	NC		
974 <sup>E4</sup>	558 <sup>E4</sup>	412 <sup>E4</sup>	295 <sup>E4</sup>	317 <sup>TCF</sup>	29306	29982	30169	33662	36760	All	Logs	Portugal
898 <sup>E1</sup>	506 <sup>E1</sup>	359 <sup>E1</sup>	230 <sup>E9</sup>	250 <sup>TCF</sup>	21151	21738	22007	25627	28200	C		
76 <sup>E1</sup>	53 <sup>E1</sup>	53 <sup>E1</sup>	65 <sup>E9</sup>	67 <sup>TCF</sup>	8155	8244	8162	8035	8560	NC		
868 <sup>E4</sup>	656 <sup>E4</sup>	603 <sup>E4</sup>	665 <sup>E4</sup>	650 <sup>TCF</sup>	3405	3373	3545	4087	3810	All	Sawn	
643 <sup>E1</sup>	479 <sup>E1</sup>	457 <sup>E1</sup>	535 <sup>E9</sup>	510 <sup>TCF</sup>	2730	2706	2816	3359	3050	C		
225 <sup>E1</sup>	177 <sup>E1</sup>	146 <sup>E1</sup>	130 <sup>E9</sup>	140 <sup>TCF</sup>	675	666	729	728	760	NC		
20 <sup>E4</sup>	24 <sup>E4</sup>	23 <sup>E4</sup>	25 <sup>E4</sup>	27 <sup>TCF</sup>	116	121	81	92	105	All	Ven	
4 <sup>E1</sup>	2 <sup>E1</sup>	1 <sup>E1</sup>	3 <sup>E9</sup>	4 <sup>ITCF</sup>	17	19	17	21	19	C		
16 <sup>E1</sup>	22 <sup>E1</sup>	22 <sup>E1</sup>	22 <sup>E9</sup>	23 <sup>ITCF</sup>	99	102	64	71	86	NC		
171 <sup>E4</sup>	177 <sup>E4</sup>	137 <sup>E4</sup>	142 <sup>E4</sup>	150 <sup>TCF</sup>	271	304	364	396	470	All	Ply	
41 <sup>E1</sup>	45 <sup>E1</sup>	42 <sup>E1</sup>	66 <sup>E9</sup>	69 <sup>ITCF</sup>	37	34	54	66	84	C		
130 <sup>E1</sup>	132 <sup>E1</sup>	95 <sup>E1</sup>	76 <sup>E9</sup>	81 <sup>ITCF</sup>	234	270	310	330	386	NC		
1009 <sup>E4</sup>	1274 <sup>E4</sup>	1422 <sup>E4</sup>	1526 <sup>E4</sup>	1465 <sup>TCF</sup>	9624	9234	9118	9425	10815	All	Logs	Portugal
61 <sup>E1</sup>	91 <sup>E1</sup>	134 <sup>E1</sup>	115 <sup>E1</sup>	139 <sup>TCF</sup>	3960	3269	3425	3558	3633	C		
948 <sup>E1</sup>	1183 <sup>E1</sup>	1288 <sup>E1</sup>	1411 <sup>E1</sup>	1326 <sup>TCF</sup>	5664	5965	5693	5867	7182	NC		
319 <sup>E4</sup>	375 <sup>E4</sup>	462 <sup>E4</sup>	635 <sup>E4</sup>	635 <sup>X</sup>	1021	968	806	677	677	All	Sawn	
293 <sup>E1</sup>	344 <sup>E1</sup>	432 <sup>E1</sup>	512 <sup>E1</sup>	512 <sup>TCF</sup>	707	675	533	465	465	C		
26 <sup>E1</sup>	31 <sup>E1</sup>	30 <sup>E1</sup>	123 <sup>E1</sup>	123 <sup>TCF</sup>	314	293	273	212	212	NC		
34 <sup>E4</sup>	38 <sup>E4</sup>	43 <sup>E4</sup>	41 <sup>E4</sup>	41 <sup>TCF</sup>	40	40	44	36	36	All	Ven	
24 <sup>E1</sup>	27 <sup>E1</sup>	27 <sup>E1</sup>	30 <sup>E1</sup>	30 <sup>ITCF</sup>	4	3	6	2	2	C		
10 <sup>E1</sup>	11 <sup>E1</sup>	16 <sup>E1</sup>	11 <sup>E1</sup>	11 <sup>ITCF</sup>	36	37	38	34	34	NC		
8 <sup>E4</sup>	10 <sup>E4</sup>	8 <sup>E4</sup>	29 <sup>E4</sup>	29 <sup>TCF</sup>	52	63	74	94	94	All	Ply	
6 <sup>E1</sup>	7 <sup>E1</sup>	6 <sup>E1</sup>	21 <sup>E1</sup>	21 <sup>ITCF</sup>	16	18	25	13	13	C		
2 <sup>E1</sup>	3 <sup>E1</sup>	2 <sup>E1</sup>	8 <sup>E1</sup>	8 <sup>ITCF</sup>	36	45	49	81	81	NC		
168 <sup>E4</sup>	203 <sup>E4</sup>	224 <sup>E4</sup>	405 <sup>E4</sup>	456 <sup>TCF</sup>	17040	16788	17726	16106	15528	All	Logs	Spain
90 <sup>E1</sup>	74 <sup>E1</sup>	67 <sup>E1</sup>	202 <sup>E2</sup>	108 <sup>TCF</sup>	10002	9557	9286	8222	7624	C		
78 <sup>E1</sup>	129 <sup>E1</sup>	157 <sup>E1</sup>	203 <sup>E2</sup>	348 <sup>TCF</sup>	7038	7231	8440	7884	7904	NC		
80 <sup>E4</sup>	96 <sup>E4</sup>	117 <sup>E4</sup>	138 <sup>E4</sup>	136 <sup>X</sup>	6976	6955	7062	7209	6180	All	Sawn	
45 <sup>E1</sup>	58 <sup>E1</sup>	68 <sup>E1</sup>	87 <sup>E2</sup>	85 <sup>TCF</sup>	4944	5084	5335	5172	4728	C		
35 <sup>E1</sup>	38 <sup>E1</sup>	49 <sup>E1</sup>	51 <sup>E2</sup>	51 <sup>X</sup>	2032	1871	1727	2037	1452	NC		
41 <sup>E4</sup>	46 <sup>E4</sup>	37 <sup>E4</sup>	39 <sup>E4</sup>	52 <sup>TCF</sup>	154	168	184	124	128	All	Ven	
9 <sup>E1</sup>	10 <sup>E1</sup>	9 <sup>E1</sup>	9 <sup>E2</sup>	12 <sup>ITCF</sup>	26	29	26	24	24	C		
32 <sup>E1</sup>	36 <sup>E1</sup>	28 <sup>E1</sup>	30 <sup>E2</sup>	40 <sup>ITCF</sup>	128	139	158	100	104	NC		
114 <sup>E4</sup>	117 <sup>E4</sup>	124 <sup>E4</sup>	162 <sup>E4</sup>	179 <sup>TCF</sup>	472	566	501	546	382	All	Ply	
62 <sup>E1</sup>	65 <sup>E1</sup>	91 <sup>E1</sup>	129 <sup>E2</sup>	141 <sup>ITCF</sup>	60	235	176	145	90	C		
52 <sup>E1</sup>	52 <sup>E1</sup>	33 <sup>E1</sup>	33 <sup>E2</sup>	38 <sup>ITCF</sup>	412	331	325	401	292	NC		
1522 <sup>E4</sup>	3095 <sup>E4</sup>	3004 <sup>E4</sup>	3808 <sup>E4</sup>	2850 <sup>TCF</sup>	69277	97891	62360	74856	72525	All	Logs	Sweden
1497 <sup>E1</sup>	3089 <sup>E1</sup>	2998 <sup>E1</sup>	3794 <sup>E1</sup>	2840 <sup>TCF</sup>	61511	89030	54660	66275	63900	NC		
25 <sup>E1</sup>	6 <sup>E1</sup>	5 <sup>E1</sup>	14 <sup>E1</sup>	10 <sup>TCF</sup>	7766	8862	7701	8581	8625	C		
11259 <sup>E4</sup>	11898 <sup>E4</sup>	13217 <sup>E4</sup>	11347 <sup>E4</sup>	11015 <sup>TCF</sup>	5977	6050	5467	7662	6535	All	Sawn	
11247 <sup>E1</sup>	11887 <sup>E1</sup>	13203 <sup>E1</sup>	11332 <sup>E1</sup>	11000 <sup>TCF</sup>	5697	5746	5198	7423	6300	C		
12 <sup>E1</sup>	11 <sup>E1</sup>	14 <sup>E1</sup>	15 <sup>E1</sup>	15 <sup>TCF</sup>	281	304	269	239	235	NC		
27 <sup>E1</sup>	52 <sup>E4</sup>	49 <sup>E4</sup>	30 <sup>E4</sup>	30 <sup>TCF</sup>	16	28	31	18	10	All	Ven	
21 <sup>CB</sup>	46 <sup>E1</sup>	44 <sup>E1</sup>	27 <sup>E1</sup>	27 <sup>ITCF</sup>	-4	8	11	7	3	C		
6 <sup>E1</sup>	6 <sup>E1</sup>	5 <sup>E1</sup>	3 <sup>E1</sup>	3 <sup>ITCF</sup>	20	20	20	11	7	NC		
28 <sup>E4</sup>	28 <sup>E4</sup>	52 <sup>E4</sup>	63 <sup>E4</sup>	60 <sup>TCF</sup>	207	253	236	268	270	All	Ply	
22 <sup>E3</sup>	22 <sup>E3</sup>	46 <sup>E1</sup>	60 <sup>E3</sup>	57 <sup>ITCF</sup>	138	183	161	172	173	C		
6 <sup>E3</sup>	6 <sup>E3</sup>	6 <sup>E1</sup>	4 <sup>E3</sup>	3 <sup>ITCF</sup>	69	70	76	96	97	NC		
607 <sup>E4</sup>	700 <sup>E4</sup>	644 <sup>E4</sup>	712 <sup>E4</sup>	770 <sup>TCF</sup>	8080	8122	7871	8205	7733	All	Logs	U.K.
599 <sup>E1</sup>	692 <sup>E1</sup>	631 <sup>E1</sup>	700 <sup>E1</sup>	750 <sup>TCF</sup>	7640	7736	7630	7977	7480	C		
8 <sup>E1</sup>	8 <sup>E1</sup>	13 <sup>E1</sup>	12 <sup>E1</sup>	20 <sup>TCF</sup>	440	386	241	228	253	NC		
371 <sup>E4</sup>	358 <sup>E4</sup>	415 <sup>E4</sup>	338 <sup>E4</sup>	250 <sup>TCF</sup>	11054	10634	10449	11177	8460	All	Sawn	
356 <sup>E1</sup>	343 <sup>E1</sup>	407 <sup>E1</sup>	326 <sup>E1</sup>	240 <sup>TCF</sup>	10226	9936	9851	10684	7980	C		
15 <sup>E1</sup>	15 <sup>E1</sup>	8 <sup>E1</sup>	11 <sup>E1</sup>	10 <sup>TCF</sup>	828	698	598	493	480	NC		
5 <sup>E4</sup>	5 <sup>E4</sup>	5 <sup>E4</sup>	5 <sup>E4</sup>	0 <sup>TCF</sup>	25	65	52	28	30	All	Ven	
1 <sup>E1</sup>	2 <sup>E1</sup>	2 <sup>E1</sup>	2 <sup>E1</sup>	0 <sup>ITCF</sup>	9	3	15	16	15	C		
3 <sup>E1</sup>	3 <sup>E1</sup>	4 <sup>E1</sup>	3 <sup>E1</sup>	0 <sup>ITCF</sup>	16	61	37	13	15	NC		
91 <sup>E4</sup>	115 <sup>E4</sup>	136 <sup>E4</sup>	70 <sup>E4</sup>	70 <sup>TCF</sup>	1383	1342	1361	1555	1510	All	Ply	
52 <sup>E1</sup>	58 <sup>E1</sup>	51 <sup>E1</sup>	33 <sup>E1</sup>	33 <sup>ITCF</sup>	588	618	549	710	678	C		
39 <sup>E1</sup>	57 <sup>E1</sup>	86 <sup>E1</sup>	36 <sup>E1</sup>	36 <sup>ITCF</sup>	795	724	811	845	833	NC		

Table 1-1-a. Production, Trade and Consumption of All Timber by ITTO Consumers (1000 m<sup>3</sup>)

Country	Product	Species	Production					Imports				
			2004	2005	2006	2007	2008*	2004	2005	2006	2007	2008*
Europe Non-EU	Logs	All	11337	12524	11702	12522	12435	3105	3350	2680	2803	2321
		C	10867	11956	11087	11873	11786	2364	2481	2029	2194	1665
		NC	470	567	615	649	649	742	870	651	608	656
	Sawn	All	3735	3917	4057	4007	3993	1259	1442	1444	1590	1532
		C	3613	3800	3941	3891	3890	1144	1320	1322	1482	1419
		NC	122	117	116	116	103	115	121	122	108	113
	Ven	All	10	10	5	5	6	16	19	14	14	14
		C	7	7	2	2	2	3	4	3	3	3
		NC	3	3	2	2	4	13	15	11	11	11
	Ply	All	43	43	33	33	33	197	201	207	206	193
		C	38	38	29	29	29	124	125	126	148	137
		NC	5	5	4	4	4	73	76	81	58	56
Norway	Logs	All	7353 <sup>E4</sup>	8490 <sup>E4</sup>	7417 <sup>E4</sup>	8237 <sup>E4</sup>	8237 <sup>X</sup>	2866 <sup>E4</sup>	3145 <sup>E4</sup>	2334 <sup>E4</sup>	2538 <sup>E4</sup>	2056 <sup>TCF</sup>
		C	7304 <sup>E4</sup>	8427 <sup>E4</sup>	7350 <sup>E4</sup>	8136 <sup>E4</sup>	8136 <sup>X</sup>	2202 <sup>E1</sup>	2344 <sup>E1</sup>	1749 <sup>E1</sup>	1988 <sup>E1</sup>	1450 <sup>TCF</sup>
		NC	49 <sup>E4</sup>	63 <sup>E4</sup>	67 <sup>E4</sup>	101 <sup>E4</sup>	101 <sup>X</sup>	664 <sup>E1</sup>	801 <sup>E1</sup>	585 <sup>E1</sup>	550 <sup>E1</sup>	606 <sup>TCF</sup>
	Sawn	All	2230 <sup>E4</sup>	2326 <sup>E4</sup>	2389 <sup>E4</sup>	2339 <sup>E4</sup>	2318 <sup>TCF</sup>	877 <sup>E4</sup>	1042 <sup>E4</sup>	1035 <sup>E4</sup>	1173 <sup>E4</sup>	1077 <sup>TCF</sup>
		C	2203 <sup>E1</sup>	2300 <sup>E1</sup>	2361 <sup>E1</sup>	2311 <sup>E2</sup>	2290 <sup>TCF</sup>	829 <sup>E1</sup>	986 <sup>E1</sup>	983 <sup>E1</sup>	1135 <sup>E1</sup>	1039 <sup>TCF</sup>
		NC	27 <sup>E9</sup>	26 <sup>E9</sup>	28 <sup>E1</sup>	28 <sup>E2</sup>	28 <sup>TCF</sup>	47 <sup>E1</sup>	56 <sup>E1</sup>	52 <sup>E1</sup>	38 <sup>E1</sup>	38 <sup>TCF</sup>
	Ven	All	0	0	0	0	0	11 <sup>E4</sup>	14 <sup>E4</sup>	9 <sup>E4</sup>	9 <sup>E4</sup>	9 <sup>TCF</sup>
		C	0	0	0	0	0	2 <sup>E1</sup>	3 <sup>E1</sup>	2 <sup>E1</sup>	2 <sup>E1</sup>	2 <sup>ITCF</sup>
		NC	0	0	0	0	0	8 <sup>E1</sup>	11 <sup>E1</sup>	7 <sup>E1</sup>	7 <sup>E1</sup>	7 <sup>ITCF</sup>
	Ply	All	28 <sup>E4</sup>	28 <sup>E4</sup>	28 <sup>E4</sup>	28 <sup>E4</sup>	28 <sup>TCF</sup>	57 <sup>E4</sup>	56 <sup>E4</sup>	64 <sup>E4</sup>	63 <sup>E4</sup>	63 <sup>TCF</sup>
		C	28 <sup>E5</sup>	28 <sup>E5</sup>	28 <sup>E1</sup>	28 <sup>E5</sup>	28 <sup>ITCF</sup>	26 <sup>E1</sup>	26 <sup>E1</sup>	24 <sup>E1</sup>	31 <sup>E1</sup>	31 <sup>ITCF</sup>
		NC	0 <sup>E5</sup>	0 <sup>E5</sup>	0 <sup>E1</sup>	0 <sup>E5</sup>	0 <sup>ITCF</sup>	31 <sup>E1</sup>	30 <sup>E1</sup>	40 <sup>E1</sup>	32 <sup>E1</sup>	32 <sup>ITCF</sup>
Switzerland	Logs	All	3984 <sup>E4</sup>	4034 <sup>E4</sup>	4285 <sup>E4</sup>	4285 <sup>E4</sup>	4198 <sup>X</sup>	240 <sup>E4</sup>	206 <sup>E4</sup>	346 <sup>E4</sup>	265 <sup>C</sup>	265 <sup>TCF</sup>
		C	3563 <sup>E4</sup>	3529 <sup>E4</sup>	3737 <sup>E4</sup>	3737 <sup>E4</sup>	3650 <sup>X</sup>	162 <sup>E1</sup>	137 <sup>E1</sup>	280 <sup>E1</sup>	206 <sup>C</sup>	215 <sup>TCF</sup>
		NC	421 <sup>E4</sup>	504 <sup>E4</sup>	548 <sup>E4</sup>	548 <sup>E4</sup>	548 <sup>X</sup>	78 <sup>E1</sup>	69 <sup>E1</sup>	66 <sup>E1</sup>	58 <sup>C</sup>	50 <sup>TCF</sup>
	Sawn	All	1505 <sup>E4</sup>	1591 <sup>E4</sup>	1668 <sup>E4</sup>	1668 <sup>E4</sup>	1675 <sup>TCF</sup>	383 <sup>E4</sup>	400 <sup>E4</sup>	409 <sup>E4</sup>	417 <sup>C</sup>	455 <sup>TCF</sup>
		C	1410 <sup>E1</sup>	1500 <sup>E1</sup>	1580 <sup>E1</sup>	1580 <sup>E5</sup>	1600 <sup>TCF</sup>	315 <sup>E1</sup>	334 <sup>E1</sup>	339 <sup>E1</sup>	347 <sup>C</sup>	380 <sup>TCF</sup>
		NC	95 <sup>E1</sup>	91 <sup>E1</sup>	88 <sup>E1</sup>	88 <sup>E5</sup>	75 <sup>TCF</sup>	68 <sup>E1</sup>	65 <sup>E1</sup>	70 <sup>E1</sup>	70 <sup>C</sup>	75 <sup>TCF</sup>
	Ven	All	10 <sup>E4</sup>	10 <sup>E4</sup>	5 <sup>E4</sup>	5 <sup>E4</sup>	6 <sup>TCF</sup>	6 <sup>E4</sup>	5 <sup>E4</sup>	5 <sup>E4</sup>	5 <sup>C</sup>	5 <sup>TCF</sup>
		C	7 <sup>E1</sup>	7 <sup>E1</sup>	2 <sup>E1</sup>	2 <sup>E5</sup>	2 <sup>ITCF</sup>	1 <sup>E1</sup>	1 <sup>E1</sup>	1 <sup>E1</sup>	1 <sup>C</sup>	1 <sup>ITCF</sup>
		NC	3 <sup>E1</sup>	3 <sup>E1</sup>	2 <sup>E1</sup>	2 <sup>E5</sup>	4 <sup>ITCF</sup>	5 <sup>E1</sup>	4 <sup>E1</sup>	4 <sup>E1</sup>	4 <sup>C</sup>	4 <sup>ITCF</sup>
	Ply	All	15 <sup>E4</sup>	15 <sup>E4</sup>	5 <sup>E4</sup>	5 <sup>E4</sup>	5 <sup>TCF</sup>	140 <sup>E4</sup>	145 <sup>E4</sup>	143 <sup>E4</sup>	143 <sup>C</sup>	130 <sup>TCF</sup>
		C	10 <sup>E1</sup>	10 <sup>E1</sup>	1 <sup>E1</sup>	1 <sup>E5</sup>	1 <sup>ITCF</sup>	98 <sup>E1</sup>	99 <sup>E1</sup>	102 <sup>E1</sup>	117 <sup>C</sup>	106 <sup>ITCF</sup>
		NC	5 <sup>E1</sup>	5 <sup>E1</sup>	4 <sup>E1</sup>	4 <sup>E5</sup>	4 <sup>ITCF</sup>	42 <sup>E1</sup>	46 <sup>E1</sup>	41 <sup>E1</sup>	26 <sup>C</sup>	24 <sup>ITCF</sup>
North America	Logs	All	623404	623703	597330	586308	597612	8398	9843	8709	7396	6872
		C	463891	465732	442197	429588	440620	5679	7396	6528	6530	5050
		NC	159513	157971	155133	156720	156992	2719	2447	2181	1766	1822
	Sawn	All	154019	157206	151613	136648	121291	46142	45731	41655	33848	32775
		C	125563	127656	122616	109639	97285	42133	42259	38986	31515	30402
		NC	28456	29550	28997	27009	24006	4009	3472	2669	2333	2373
	Ven	All	1260	1280	1300	1000	1000	1979	801	740	668	520
		C	710	760	700	500	500	1035	362	327	190	150
		NC	550	520	600	500	500	944	438	413	478	370
	Ply	All	17177	16771	15903	14502	13986	6250	6871	7078	6681	6801
		C	15023	14702	13843	12632	12167	1938	2424	2319	1681	1563
		NC	2155	2069	2060	1870	1819	4312	4447	4759	5000	5238
Canada	Logs	All	205273 <sup>E4</sup>	200247 <sup>E4</sup>	185196 <sup>E4</sup>	192995 <sup>E4</sup>	201254 <sup>TCF</sup>	5961 <sup>E4</sup>	6274 <sup>E4</sup>	5787 <sup>E4</sup>	5154 <sup>E4</sup>	4909 <sup>C</sup>
		C	168344 <sup>E4</sup>	165093 <sup>E4</sup>	151823 <sup>E4</sup>	157932 <sup>E4</sup>	164651 <sup>TCF</sup>	3560 <sup>E1</sup>	4265 <sup>E2</sup>	3885 <sup>E2</sup>	3536 <sup>E2</sup>	3345 <sup>C</sup>
		NC	36929 <sup>E4</sup>	35154 <sup>E4</sup>	33373 <sup>E4</sup>	35063 <sup>E4</sup>	36603 <sup>TCF</sup>	2401 <sup>E1</sup>	2009 <sup>E2</sup>	1902 <sup>E2</sup>	1618 <sup>E2</sup>	1564 <sup>C</sup>
	Sawn	All	60952 <sup>E4</sup>	60187 <sup>E4</sup>	58709 <sup>E4</sup>	52284 <sup>E4</sup>	46000 <sup>TCF</sup>	2150 <sup>E4</sup>	2226 <sup>E4</sup>	1546 <sup>E4</sup>	1635 <sup>E4</sup>	2061 <sup>I</sup>
		C	59136 <sup>E3</sup>	58470 <sup>E3</sup>	57067 <sup>E3</sup>	50883 <sup>E3</sup>	45000 <sup>TCF</sup>	488 <sup>E8</sup>	648 <sup>E8</sup>	503 <sup>E8</sup>	532 <sup>E8</sup>	790 <sup>CI</sup>
		NC	1816 <sup>E1</sup>	1717 <sup>E2</sup>	1642 <sup>E2</sup>	1401 <sup>E2</sup>	1000 <sup>TCF</sup>	1661 <sup>E9</sup>	1578 <sup>E2</sup>	1043 <sup>E2</sup>	1103 <sup>E2</sup>	1271 <sup>CI</sup>
	Ven	All	860 <sup>E4</sup>	880 <sup>E4</sup>	900 <sup>E4</sup>	600 <sup>E4</sup>	600 <sup>TCF</sup>	275 <sup>E4</sup>	267 <sup>E4</sup>	271 <sup>E4</sup>	305 <sup>E4</sup>	259 <sup>I</sup>
		C	710 <sup>E8</sup>	760 <sup>E8</sup>	700 <sup>E8</sup>	500 <sup>E8</sup>	500 <sup>ITCF</sup>	39 <sup>E1</sup>	36 <sup>E2</sup>	35 <sup>E2</sup>	27 <sup>E2</sup>	31 <sup>GI</sup>
		NC	150 <sup>E8</sup>	120 <sup>E8</sup>	200 <sup>E8</sup>	100 <sup>E8</sup>	100 <sup>ITCF</sup>	236 <sup>E1</sup>	231 <sup>E2</sup>	236 <sup>E2</sup>	278 <sup>E2</sup>	228 <sup>ITCF</sup>
	Ply	All	2344 <sup>E4</sup>	2322 <sup>E4</sup>	2252 <sup>E4</sup>	2065 <sup>E4</sup>	2000 <sup>TCF</sup>	350 <sup>E4</sup>	690 <sup>E4</sup>	685 <sup>E4</sup>	1048 <sup>E4</sup>	1372 <sup>I</sup>
		C	2044 <sup>E1</sup>	2020 <sup>E2</sup>	1959 <sup>E2</sup>	1797 <sup>E2</sup>	1740 <sup>ITCF</sup>	114 <sup>E8</sup>	263 <sup>E2</sup>	420 <sup>E2</sup>	542 <sup>E8</sup>	477 <sup>C</sup>
		NC	300 <sup>E1</sup>	302 <sup>E2</sup>	293 <sup>E2</sup>	268 <sup>E2</sup>	260 <sup>ITCF</sup>	236 <sup>E8</sup>	427 <sup>E2</sup>	265 <sup>E2</sup>	506 <sup>E8</sup>	895 <sup>CI</sup>
U.S.A.	Logs	All	418131 <sup>E4</sup>	423456 <sup>E4</sup>	412134 <sup>E4</sup>	393313 <sup>E4</sup>	396358 <sup>TCF</sup>	2437 <sup>E4</sup>	3569 <sup>E4</sup>	2922 <sup>E4</sup>	2242 <sup>E4</sup>	1963 <sup>I</sup>
		C	295547 <sup>E4</sup>	300639 <sup>E4</sup>	290374 <sup>E4</sup>	271656 <sup>E4</sup>	275969 <sup>TCF</sup>	2119 <sup>E1</sup>	3131 <sup>E2</sup>	2643 <sup>E2</sup>	2094 <sup>E2</sup>	1705 <sup>TCF</sup>
		NC	122584 <sup>E4</sup>	122817 <sup>E4</sup>	121760 <sup>E4</sup>	121657 <sup>E4</sup>	120389 <sup>TCF</sup>	318 <sup>E1</sup>	438 <sup>E2</sup>	279 <sup>E2</sup>	148 <sup>E2</sup>	258 <sup>G</sup>
	Sawn	All	93067 <sup>E4</sup>	97020 <sup>E4</sup>	92903 <sup>E4</sup>	84363 <sup>E4</sup>	75291 <sup>TCF</sup>	43992 <sup>E4</sup>	43504 <sup>E3</sup>	40109 <sup>E4</sup>	32213 <sup>E4</sup>	30714 <sup>I</sup>
		C	66428 <sup>E1</sup>	69187 <sup>E2</sup>	65549 <sup>E2</sup>	58755 <sup>E2</sup>	52285 <sup>TCF</sup>	41645 <sup>E3</sup>	41610 <sup>E3</sup>	38483 <sup>E8</sup>	30983 <sup>E8</sup>	29612 <sup>G</sup>
		NC	26640 <sup>E1</sup>	27833 <sup>E3</sup>	27355 <sup>E2</sup>	25608 <sup>E2</sup>	23006 <sup>TCF</sup>	2347 <sup>E1</sup>	1894 <sup>E2</sup>	1626 <sup>E2</sup>	1230 <sup>E2</sup>	1102 <sup>TCF</sup>
	Ven	All	400 <sup>E4</sup>	400 <sup>E4</sup>	400 <sup>E4</sup>	400 <sup>E4</sup>	400 <sup>TCF</sup>	1704 <sup>E4</sup>	534 <sup>E4</sup>	469 <sup>E4</sup>	363 <sup>E4</sup>	261 <sup>G</sup>
		C	0 <sup>E5</sup>	0 <sup>E5</sup>	0 <sup>E5</sup>	0 <sup>E5</sup>	0 <sup>ITCF</sup>	996 <sup>E8</sup>	326 <sup>E2</sup>	292 <sup>E2</sup>	163 <sup>E2</sup>	119 <sup>G</sup>
		NC	400 <sup>E5</sup>	400 <sup>E5</sup>	400 <sup>E5</sup>	400 <sup>E5</sup>	400 <sup>ITCF</sup>	708 <sup>E8</sup>	207 <sup>E2</sup>	177 <sup>E2</sup>	200 <sup>E2</sup>	142 <sup>G</sup>
	Ply	All	14833 <sup>E4</sup>	14449 <sup>E4</sup>	13651 <sup>E4</sup>	12437 <sup>E4</sup>	11986 <sup>TCF</sup>	5900 <sup>E4</sup>	6181 <sup>E4</sup>	6393 <sup>E4</sup>	5633 <sup>E4</sup>	5429 <sup>TCF</sup>
		C	12979 <sup>E1</sup>	12682 <sup>E2</sup>	11884 <sup>E2</sup>	10835 <sup>E2</sup>	10427 <sup>ITCF</sup>	1824 <sup>E1</sup>	2161 <sup>E2</sup>	1899 <sup>E2</sup>	1139 <sup>E2</sup>	1086 <sup>ITCF</sup>
		NC	1855 <sup>E1</sup>	1767 <sup>E2</sup>	1767 <sup>E2</sup>	1602 <sup>E2</sup>	1559 <sup>ITCF</sup>	4076 <sup>E1</sup>	4020 <sup>E2</sup>	4494 <sup>E2</sup>	4494 <sup>E2</sup>	4343 <sup>ITCF</sup>
North Africa	Logs	All	60	39	39	39	39	186	123	97	121	121
		C	26	9	9	9	9	150	91	77	96	96
		NC	34	30	30	30	30	36	32	20	25	25
	Sawn	All	34	12	12	12	12	2249	3300	3671	3583	3583
		C	33	11	11	11	11	1936	2777	3251	3011	3011
		NC	1	1	1	1	1	313	523	420	572	572
	Ven	All	20	7	7	7	7	17	24	20	24	24
		C	12	5	5	5	5	1	1	2	0	0
		NC	8	2	2	2	2	16	24	18	24	24
	Ply	All	8	28	28	28	28	296	351	401	426	426
		C	2	20	20	20	20	63	69	114	196	196
		NC	6	8	8	8	8	233	282	287	230	230

Exports					Domestic Consumption					Species	Product	Country
2004	2005	2006	2007	2008*	2004	2005	2006	2007	2008*			
2089	1939	2467	2378	1747	12354	13935	11915	12946	13009	All	Logs	
1866	1688	2102	2068	1440	11365	12749	11013	11999	12011	C		
223	251	365	310	307	989	1186	902	947	998	NC		
679	662	726	717	827	4315	4696	4775	4881	4698	All	Sawn	
646	630	693	671	795	4111	4491	4570	4702	4514	C		
33	32	33	46	32	204	206	205	178	184	NC		Europe
7	6	6	5	5	19	23	12	13	14	All	Ven	Non-EU
1	1	1	1	1	10	11	4	4	4	C		
6	6	5	4	4	10	12	8	9	11	NC		
4	3	5	6	6	236	241	235	232	220	All	Ply	
2	1	2	2	2	160	162	153	174	164	C		
2	2	3	3	3	75	79	82	58	56	NC		
348 <sup>E4</sup>	524 <sup>E4</sup>	740 <sup>E4</sup>	892 <sup>E4</sup>	652 <sup>TCF</sup>	9871	11111	9011	9883	9641	All	Logs	Norway
344 <sup>E1</sup>	519 <sup>E1</sup>	729 <sup>E1</sup>	883 <sup>E1</sup>	650 <sup>TCF</sup>	9161	10252	8370	9241	8936	C		
3 <sup>E1</sup>	5 <sup>E1</sup>	11 <sup>E1</sup>	9 <sup>E1</sup>	2 <sup>TCF</sup>	710	859	641	642	705	NC		
481 <sup>E4</sup>	442 <sup>E4</sup>	474 <sup>E4</sup>	388 <sup>E4</sup>	317 <sup>TCF</sup>	2625	2926	2950	3124	3078	All	Sawn	
479 <sup>E1</sup>	441 <sup>E1</sup>	472 <sup>E1</sup>	386 <sup>E1</sup>	315 <sup>TCF</sup>	2553	2845	2872	3060	3014	C		
2 <sup>E1</sup>	1 <sup>E1</sup>	2 <sup>E1</sup>	2 <sup>E1</sup>	2 <sup>TCF</sup>	72	81	78	64	64	NC		
0 <sup>RE4</sup>	0 <sup>RE4</sup>	0 <sup>CR</sup>	1 <sup>I</sup>	1 <sup>TCF</sup>	10	14	9	8	8	All	Ven	
0 <sup>RE1</sup>	0 <sup>RE1</sup>	0 <sup>CR</sup>	1 <sup>C</sup>	1 <sup>ITCF</sup>	2	3	2	1	1	C		
0 <sup>RE1</sup>	0 <sup>RE1</sup>	0 <sup>CR</sup>	0 <sup>CBR</sup>	0 <sup>RITCF</sup>	8	11	7	7	7	NC		
1 <sup>E4</sup>	1 <sup>E4</sup>	2 <sup>E4</sup>	1 <sup>E4</sup>	1 <sup>TCF</sup>	84	82	90	90	90	All	Ply	
1 <sup>E1</sup>	0 <sup>RE1</sup>	1 <sup>E1</sup>	1 <sup>E1</sup>	1 <sup>ITCF</sup>	53	53	51	58	58	C		
1 <sup>E1</sup>	1 <sup>E1</sup>	1 <sup>E1</sup>	0 <sup>RE1</sup>	0 <sup>RITCF</sup>	30	29	39	32	32	NC		
1741 <sup>E4</sup>	1416 <sup>E4</sup>	1727 <sup>E4</sup>	1486 <sup>C</sup>	1095 <sup>TCF</sup>	2483	2824	2904	3063	3368	All	Logs	Switzerland
1522 <sup>E1</sup>	1170 <sup>E1</sup>	1373 <sup>E1</sup>	1185 <sup>C</sup>	790 <sup>TCF</sup>	2203	2497	2643	2758	3075	C		
219 <sup>E1</sup>	246 <sup>E1</sup>	354 <sup>E1</sup>	301 <sup>C</sup>	305 <sup>TCF</sup>	280	327	261	305	293	NC		
198 <sup>E4</sup>	220 <sup>E4</sup>	252 <sup>E4</sup>	329 <sup>C</sup>	510 <sup>TCF</sup>	1690	1771	1825	1757	1620	All	Sawn	
167 <sup>E1</sup>	189 <sup>E1</sup>	221 <sup>E1</sup>	285 <sup>C</sup>	480 <sup>TCF</sup>	1558	1646	1698	1642	1500	C		
31 <sup>E4</sup>	31 <sup>E1</sup>	31 <sup>E1</sup>	44 <sup>C</sup>	30 <sup>TCF</sup>	132	125	127	114	120	NC		
7 <sup>E4</sup>	6 <sup>E4</sup>	6 <sup>E4</sup>	5 <sup>I</sup>	5 <sup>TCF</sup>	9	9	4	4	6	All	Ven	
1 <sup>E1</sup>	0 <sup>RE1</sup>	1 <sup>E1</sup>	1 <sup>CB</sup>	1 <sup>ITCF</sup>	7	8	3	3	2	C		
6 <sup>E1</sup>	5 <sup>E1</sup>	5 <sup>E1</sup>	4 <sup>C</sup>	4 <sup>ITCF</sup>	1	2	1	2	4	NC		
3 <sup>E4</sup>	2 <sup>E4</sup>	3 <sup>E4</sup>	5 <sup>C</sup>	4 <sup>TCF</sup>	152	158	145	143	131	All	Ply	
1 <sup>E1</sup>	1 <sup>E1</sup>	1 <sup>E1</sup>	1 <sup>C</sup>	1 <sup>ITCF</sup>	107	109	102	116	106	C		
2 <sup>E1</sup>	1 <sup>E1</sup>	2 <sup>E1</sup>	3 <sup>C</sup>	3 <sup>ITCF</sup>	45	49	43	27	25	NC		
14301	15407	14278	13520	13862	617501	618139	591761	580183	590622	All	Logs	
10829	12474	11768	11000	10760	458741	460654	436956	424218	434910	C		
3472	2933	2509	2521	3102	158760	157485	154805	155965	155712	NC		
45517	45565	43590	37565	28624	154644	157372	149677	132931	125442	All	Sawn	
41127	41207	39392	34014	26338	126569	128708	122210	107140	101349	C		
4390	4358	4198	3551	2286	28074	28665	27467	25791	24093	NC		North America
2264	1428	1323	1046	865	975	653	717	622	655	All	Ven	
805	769	694	445	358	940	353	333	245	292	C		
1459	659	630	601	507	35	300	383	377	363	NC		
1552	1621	1442	1566	1084	21876	22021	21539	19617	19702	All	Ply	
1024	993	887	943	789	15937	16133	15275	13370	12940	C		
528	628	555	623	295	5939	5888	6264	6247	6762	NC		
3899 <sup>E4</sup>	5592 <sup>E4</sup>	4640 <sup>E4</sup>	3571 <sup>E4</sup>	2933 <sup>C</sup>	207335	200929	186343	194578	203230	All	Logs	Canada
3568 <sup>E1</sup>	5158 <sup>E2</sup>	4339 <sup>E2</sup>	3376 <sup>E2</sup>	2753 <sup>C</sup>	168336	164200	151369	158092	165243	C		
331 <sup>E1</sup>	434 <sup>E2</sup>	301 <sup>E2</sup>	195 <sup>E2</sup>	180 <sup>C</sup>	38999	36729	34974	36486	37987	NC		
41100 <sup>E4</sup>	41185 <sup>E4</sup>	38984 <sup>E4</sup>	33184 <sup>E4</sup>	24377 <sup>I</sup>	22002	21228	21271	20736	23684	All	Sawn	
39732 <sup>E8</sup>	39837 <sup>E8</sup>	37909 <sup>E8</sup>	32379 <sup>E8</sup>	23888 <sup>CI</sup>	19893	19281	19661	19037	21902	C		
1368 <sup>E1</sup>	1348 <sup>E2</sup>	1075 <sup>E2</sup>	805 <sup>E2</sup>	489 <sup>C</sup>	2109	1947	1610	1699	1782	NC		
1047 <sup>E4</sup>	1045 <sup>E4</sup>	953 <sup>E4</sup>	701 <sup>E4</sup>	578 <sup>TCF</sup>	88	102	218	204	281	All	Ven	
664 <sup>E1</sup>	714 <sup>E2</sup>	631 <sup>E2</sup>	401 <sup>E2</sup>	330 <sup>ITCF</sup>	85	82	104	126	201	C		
383 <sup>E1</sup>	331 <sup>E2</sup>	322 <sup>E2</sup>	300 <sup>E9</sup>	248 <sup>ITCF</sup>	3	20	114	78	80	NC		
1027 <sup>E4</sup>	1118 <sup>E4</sup>	950 <sup>E4</sup>	964 <sup>E4</sup>	494 <sup>C</sup>	1667	1894	1987	2149	2877	All	Ply	
664 <sup>E1</sup>	652 <sup>E2</sup>	520 <sup>E2</sup>	466 <sup>E8</sup>	323 <sup>C</sup>	1494	1631	1859	1873	1893	C		
363 <sup>E1</sup>	466 <sup>E2</sup>	430 <sup>E2</sup>	498 <sup>E8</sup>	171 <sup>C</sup>	173	263	128	276	984	NC		
10402 <sup>E4</sup>	9815 <sup>E4</sup>	9638 <sup>E4</sup>	9949 <sup>E4</sup>	10929 <sup>TCF</sup>	410166	417210	405418	385605	387392	All	Logs	U.S.A.
7261 <sup>E1</sup>	7316 <sup>E2</sup>	7429 <sup>E2</sup>	7624 <sup>E2</sup>	8007 <sup>TCF</sup>	290405	296454	285587	266126	269667	C		
3141 <sup>E1</sup>	2499 <sup>E2</sup>	2208 <sup>E2</sup>	2326 <sup>E2</sup>	2922 <sup>TCF</sup>	119761	120756	119831	119479	117725	NC		
4417 <sup>E4</sup>	4380 <sup>E4</sup>	4607 <sup>E4</sup>	4381 <sup>E4</sup>	4247 <sup>G</sup>	132642	136144	128406	112195	101758	All	Sawn	
1395 <sup>E3</sup>	1370 <sup>E3</sup>	1483 <sup>E8</sup>	1635 <sup>E8</sup>	2450 <sup>G</sup>	106677	109427	102549	88103	79447	C		
3022 <sup>E3</sup>	3010 <sup>E2</sup>	3123 <sup>E2</sup>	2746 <sup>E2</sup>	1797 <sup>G</sup>	25965	26718	25857	24092	22311	NC		
1217 <sup>E4</sup>	383 <sup>E4</sup>	370 <sup>E4</sup>	345 <sup>E4</sup>	287 <sup>G</sup>	887	551	499	418	374	All	Ven	
141 <sup>E8</sup>	55 <sup>E2</sup>	63 <sup>E2</sup>	44 <sup>E2</sup>	28 <sup>G</sup>	855	271	229	119	91	C		
1076 <sup>E8</sup>	328 <sup>E2</sup>	308 <sup>E2</sup>	301 <sup>E2</sup>	259 <sup>G</sup>	32	280	269	299	283	NC		
525 <sup>E4</sup>	503 <sup>E4</sup>	492 <sup>E4</sup>	602 <sup>E4</sup>	590 <sup>TCF</sup>	20209	20127	19552	17468	16825	All	Ply	
360 <sup>E1</sup>	341 <sup>E2</sup>	367 <sup>E2</sup>	477 <sup>E2</sup>	466 <sup>ITCF</sup>	14443	14502	13416	11497	11047	C		
165 <sup>E1</sup>	162 <sup>E2</sup>	125 <sup>E2</sup>	125 <sup>E2</sup>	124 <sup>ITCF</sup>	5766	5625	6136	5971	5778	NC		
0	1	0	2	2	246	160	136	158	158	All	Logs	
0	1	0	0	0	176	98	86	105	105	C		
0	0	0	1	1	70	62	50	53	53	NC		
0	1	0	1	1	2282	3312	3683	3594	3594	All	Sawn	
0	1	0	0	0	1968	2788	3261	3022	3022	C		
0	0	0	0	0	314	524	421	573	573	NC		North Africa
0	0	0	0	0	36	31	26	31	31	All	Ven	
0	0	0	0	0	13	6	7	5	5	C		
0	0	0	0	0	24	25	20	26	26	NC		
1	2	0	1	1	304	377	429	453	453	All	Ply	
0	0	0	0	0	64	89	133	215	215	C		
0	2	0	1	1	239	289	295	237	237	NC		

**Table 1-1-a. Production, Trade and Consumption of All Timber by ITTO Consumers (1000 m<sup>3</sup>)**

Country	Product	Species	Production					Imports					
			2004	2005	2006	2007	2008*	2004	2005	2006	2007	2008*	
Egypt	Logs	All	60	39 <sup>I</sup>	39 <sup>X</sup>	39 <sup>X</sup>	39 <sup>X</sup>	186 <sup>I</sup>	123 <sup>CB</sup>	97 <sup>CB</sup>	121 <sup>CB</sup>	121 <sup>X</sup>	
		C	26	9 <sup>I</sup>	9 <sup>X</sup>	9 <sup>X</sup>	9 <sup>X</sup>	150 <sup>CB</sup>	91 <sup>CB</sup>	77 <sup>CB</sup>	96 <sup>CB</sup>	96 <sup>X</sup>	
		NC	34	30 <sup>I</sup>	30 <sup>X</sup>	30 <sup>X</sup>	30 <sup>X</sup>	36 <sup>F</sup>	32 <sup>CB</sup>	20 <sup>CB</sup>	25 <sup>CB</sup>	25 <sup>X</sup>	
	Sawn	All	34	12 <sup>I</sup>	12 <sup>X</sup>	12 <sup>X</sup>	12 <sup>X</sup>	2249 <sup>I</sup>	3300 <sup>C</sup>	3671 <sup>C</sup>	3583 <sup>C</sup>	3583 <sup>X</sup>	
		C	33	11 <sup>I</sup>	11 <sup>X</sup>	11 <sup>X</sup>	11 <sup>X</sup>	1936 <sup>CBII</sup>	2777 <sup>C</sup>	3251 <sup>C</sup>	3011 <sup>C</sup>	3011 <sup>X</sup>	
		NC	1	1 <sup>X</sup>	1 <sup>X</sup>	1 <sup>X</sup>	1 <sup>X</sup>	313 <sup>F</sup>	523 <sup>C</sup>	420 <sup>C</sup>	572 <sup>C</sup>	572 <sup>X</sup>	
	Ven	All	20	7 <sup>I</sup>	7 <sup>X</sup>	7 <sup>X</sup>	7 <sup>X</sup>	17 <sup>I</sup>	24 <sup>I</sup>	20 <sup>CB</sup>	24 <sup>I</sup>	24 <sup>X</sup>	
		C	12	5 <sup>I</sup>	5 <sup>X</sup>	5 <sup>X</sup>	5 <sup>X</sup>	1 <sup>C</sup>	1 <sup>C</sup>	2 <sup>CB</sup>	0 <sup>CR</sup>	0 <sup>RX</sup>	
		NC	8	2 <sup>I</sup>	2 <sup>X</sup>	2 <sup>X</sup>	2 <sup>X</sup>	16 <sup>CB</sup>	24 <sup>CB</sup>	18 <sup>CB</sup>	24 <sup>CB</sup>	24 <sup>X</sup>	
	Ply	All	8	28 <sup>I</sup>	28 <sup>X</sup>	28 <sup>X</sup>	28 <sup>X</sup>	296 <sup>CB</sup>	351 <sup>CB</sup>	401 <sup>CB</sup>	426 <sup>CB</sup>	426 <sup>X</sup>	
		C	2	20 <sup>I</sup>	20 <sup>X</sup>	20 <sup>X</sup>	20 <sup>X</sup>	63 <sup>CB</sup>	69 <sup>CB</sup>	114 <sup>CB</sup>	196 <sup>CB</sup>	196 <sup>X</sup>	
		NC	6	8 <sup>I</sup>	8 <sup>X</sup>	8 <sup>X</sup>	8 <sup>X</sup>	233 <sup>CB</sup>	282 <sup>CB</sup>	287 <sup>CB</sup>	230 <sup>CB</sup>	230 <sup>X</sup>	
	Consumers Total	Logs	All	1024143	1056398	1011851	1045682	1074364	110801	117468	118490	118419	103442
			C	766585	798283	749210	775203	787766	71387	76048	78590	77940	65883
			NC	257558	258115	262641	270479	286598	39414	41419	39900	40478	37559
Sawn		All	287577	293906	299162	289807	270456	111354	110040	106977	98645	92530	
		C	243014	245284	246968	236274	218660	91738	92745	91451	83712	78297	
		NC	44563	48622	52194	53533	51795	19616	17295	15526	14933	14233	
Ven		All	7023	7033	6985	6589	6461	3645	2516	2437	2255	2039	
		C	3407	3486	3460	3208	3056	1300	604	599	500	447	
		NC	3616	3547	3525	3381	3406	2346	1912	1838	1755	1592	
Ply		All	47065	50789	52248	59013	58511	21427	21468	22665	21609	21200	
		C	31003	36420	35010	38573	38081	5670	6044	6202	6163	5879	
		NC	16061	14369	17238	20439	20430	15757	15424	16463	15445	15321	
ITTO Total	Logs	All	1250391	1292731	1254750	1280453	1309455	114145	121717	122827	123582	108803	
		C	820801	863550	822876	830889	843986	72009	76649	79255	78943	66814	
		NC	429590	429181	431874	449564	465469	42135	45068	43572	44639	41989	
	Sawn	All	348898	357090	363318	354473	336343	116347	115674	112577	104705	98723	
		C	263647	267512	269641	259500	241988	93174	94540	93187	85694	80182	
		NC	85251	89579	93676	94973	94356	23173	21134	19391	19012	18541	
	Ven	All	10416	10496	10408	10258	10241	3812	2688	2601	2410	2209	
		C	4144	4234	4281	4072	3924	1336	635	643	548	501	
		NC	6272	6262	6127	6187	6317	2476	2053	1957	1861	1708	
	Ply	All	65080	68595	69423	76060	76033	22350	22574	23983	22843	22372	
		C	34826	40537	38706	42141	42068	6083	6581	6966	6926	6588	
		NC	30254	28059	30717	33918	33965	16267	15993	17017	15917	15784	

Exports					Domestic Consumption					Species	Product	Country
2004	2005	2006	2007	2008*	2004	2005	2006	2007	2008*			
0 <sup>RI</sup>	1 <sup>C</sup>	0 <sup>RI</sup>	2 <sup>I</sup>	2 <sup>X</sup>	246	160	136	158	158	All	Logs	Egypt
0 <sup>C</sup>	1 <sup>C</sup>	0 <sup>CR</sup>	0 <sup>CBR</sup>	0 <sup>RX</sup>	176	98	86	105	105	C		
0 <sup>CBR</sup>	0 <sup>CR</sup>	0 <sup>CBR</sup>	1 <sup>C</sup>	1 <sup>X</sup>	70	62	50	53	53	NC		
0 <sup>RI</sup>	1 <sup>I</sup>	0 <sup>RI</sup>	1 <sup>CB</sup>	1 <sup>X</sup>	2282	3312	3683	3594	3594	All	Sawn	
0 <sup>CBR</sup>	1 <sup>CB</sup>	0 <sup>CBR</sup>	0 <sup>CBR</sup>	0 <sup>RX</sup>	1968	2788	3261	3022	3022	C		
0 <sup>C</sup>	0 <sup>CR</sup>	0 <sup>I</sup>	0 <sup>CBR</sup>	0 <sup>RX</sup>	314	524	421	573	573	NC		
0 <sup>CBR</sup>	0 <sup>CBR</sup>	0 <sup>CBR</sup>	0 <sup>CBR</sup>	0 <sup>RX</sup>	36	31	26	31	31	All	Ven	
0 <sup>CBR</sup>	0 <sup>CBR</sup>	0 <sup>CBR</sup>	0 <sup>CBR</sup>	0 <sup>RX</sup>	13	6	7	5	5	C		
0 <sup>CBR</sup>	0 <sup>CBR</sup>	0 <sup>CBR</sup>	0 <sup>CBR</sup>	0 <sup>RX</sup>	24	25	20	26	26	NC		
1 <sup>CB</sup>	2 <sup>I</sup>	0 <sup>RI</sup>	1 <sup>I</sup>	1 <sup>X</sup>	304	377	429	453	453	All	Ply	
0 <sup>CBR</sup>	0 <sup>CR</sup>	0 <sup>CR</sup>	0 <sup>CR</sup>	0 <sup>RX</sup>	64	89	133	215	215	C		
0 <sup>CBR</sup>	2 <sup>CB</sup>	0 <sup>C</sup>	1 <sup>CB</sup>	1 <sup>X</sup>	239	289	295	237	237	NC		
<b>40400</b>	<b>44461</b>	<b>44675</b>	<b>44968</b>	<b>43953</b>	<b>1094544</b>	<b>1129405</b>	<b>1085666</b>	<b>1119133</b>	<b>1133853</b>	All	Logs	
<b>31374</b>	<b>35346</b>	<b>35743</b>	<b>36267</b>	<b>34378</b>	<b>806598</b>	<b>838986</b>	<b>792057</b>	<b>816877</b>	<b>819270</b>	C		
<b>9026</b>	<b>9115</b>	<b>8932</b>	<b>8701</b>	<b>9575</b>	<b>287946</b>	<b>290419</b>	<b>293609</b>	<b>302256</b>	<b>314583</b>	NC		
<b>87456</b>	<b>89083</b>	<b>90012</b>	<b>83033</b>	<b>71663</b>	<b>311474</b>	<b>314863</b>	<b>316127</b>	<b>305419</b>	<b>291322</b>	All	Sawn	
<b>80315</b>	<b>81785</b>	<b>82705</b>	<b>76297</b>	<b>66334</b>	<b>254437</b>	<b>256244</b>	<b>255715</b>	<b>243689</b>	<b>230623</b>	C		
<b>7141</b>	<b>7298</b>	<b>7308</b>	<b>6736</b>	<b>5329</b>	<b>57037</b>	<b>58620</b>	<b>60412</b>	<b>61730</b>	<b>60699</b>	NC		Consumers
<b>3012</b>	<b>2194</b>	<b>2156</b>	<b>1861</b>	<b>1653</b>	<b>7656</b>	<b>7354</b>	<b>7266</b>	<b>6983</b>	<b>6848</b>	All	Ven	Total
<b>1086</b>	<b>1079</b>	<b>1020</b>	<b>748</b>	<b>635</b>	<b>3620</b>	<b>3010</b>	<b>3039</b>	<b>2960</b>	<b>2867</b>	C		
<b>1926</b>	<b>1115</b>	<b>1136</b>	<b>1113</b>	<b>1017</b>	<b>4036</b>	<b>4344</b>	<b>4227</b>	<b>4023</b>	<b>3981</b>	NC		
<b>8312</b>	<b>10643</b>	<b>13474</b>	<b>13815</b>	<b>12526</b>	<b>60179</b>	<b>61613</b>	<b>61439</b>	<b>66806</b>	<b>67185</b>	All	Ply	
<b>4681</b>	<b>6192</b>	<b>8454</b>	<b>10638</b>	<b>9755</b>	<b>31992</b>	<b>36272</b>	<b>32758</b>	<b>34099</b>	<b>34205</b>	C		
<b>3631</b>	<b>4451</b>	<b>5019</b>	<b>3178</b>	<b>2770</b>	<b>28187</b>	<b>25342</b>	<b>28681</b>	<b>32707</b>	<b>32981</b>	NC		
<b>52796</b>	<b>58496</b>	<b>57727</b>	<b>58207</b>	<b>57208</b>	<b>1311740</b>	<b>1355952</b>	<b>1319850</b>	<b>1345827</b>	<b>1361050</b>	All	Logs	
<b>31793</b>	<b>35591</b>	<b>35968</b>	<b>36551</b>	<b>34662</b>	<b>861018</b>	<b>904607</b>	<b>866164</b>	<b>873281</b>	<b>876138</b>	C		
<b>21003</b>	<b>22904</b>	<b>21759</b>	<b>21657</b>	<b>22545</b>	<b>450722</b>	<b>451345</b>	<b>453687</b>	<b>472546</b>	<b>484913</b>	NC		
<b>102515</b>	<b>103246</b>	<b>104358</b>	<b>96695</b>	<b>85417</b>	<b>362730</b>	<b>369518</b>	<b>371537</b>	<b>362484</b>	<b>349650</b>	All	Sawn	
<b>82546</b>	<b>83942</b>	<b>84526</b>	<b>78049</b>	<b>68145</b>	<b>274275</b>	<b>278110</b>	<b>278302</b>	<b>267145</b>	<b>254024</b>	C		
<b>19969</b>	<b>19304</b>	<b>19832</b>	<b>18646</b>	<b>17272</b>	<b>88455</b>	<b>91408</b>	<b>93235</b>	<b>95339</b>	<b>95625</b>	NC		
<b>4220</b>	<b>3391</b>	<b>3228</b>	<b>3044</b>	<b>2850</b>	<b>10008</b>	<b>9793</b>	<b>9781</b>	<b>9624</b>	<b>9600</b>	All	Ven	ITTO Total
<b>1150</b>	<b>1140</b>	<b>1081</b>	<b>935</b>	<b>837</b>	<b>4331</b>	<b>3728</b>	<b>3843</b>	<b>3685</b>	<b>3587</b>	C		
<b>3070</b>	<b>2251</b>	<b>2147</b>	<b>2110</b>	<b>2013</b>	<b>5677</b>	<b>6064</b>	<b>5938</b>	<b>5938</b>	<b>6013</b>	NC		
<b>20661</b>	<b>22917</b>	<b>25973</b>	<b>25828</b>	<b>24233</b>	<b>66769</b>	<b>68252</b>	<b>67433</b>	<b>73075</b>	<b>74172</b>	All	Ply	
<b>7789</b>	<b>10077</b>	<b>11919</b>	<b>13827</b>	<b>13045</b>	<b>33120</b>	<b>37041</b>	<b>33754</b>	<b>35240</b>	<b>35610</b>	C		
<b>12872</b>	<b>12841</b>	<b>14054</b>	<b>12001</b>	<b>11187</b>	<b>33648</b>	<b>31211</b>	<b>33680</b>	<b>37835</b>	<b>38562</b>	NC		



**Table 1-1-b. Production, Trade and Consumption of Tropical Timber by ITTO Consumers (1000 m<sup>3</sup>)**

Country	Product	Production					Imports				
		2004	2005	2006	2007	2008*	2004	2005	2006	2007	2008*
Asia-Pacific	Logs	2321	3072	3075	4404	5054	10416	10135	9623	10204	8595
	Sawn	1355	829	1780	1646	1997	4643	4035	3365	3181	2936
	Ven	1002	960	892	863	863	418	425	351	301	271
	Ply	5956	5916	5925	5964	5964	7052	5777	5712	4594	4440
Australia	Logs	20	27	41	45 <sup>l</sup>	45 <sup>x</sup>	1	0 <sup>CR</sup>	0 <sup>CR</sup>	5 <sup>C</sup>	1 <sup>G</sup>
	Sawn	5	0	0	0	0 <sup>x</sup>	93 <sup>C</sup>	84 <sup>C</sup>	80 <sup>C</sup>	83 <sup>C</sup>	82 <sup>G</sup>
	Ven	0	0	0	0	0 <sup>x</sup>	7	6 <sup>C</sup>	4	9	9 <sup>x</sup>
	Ply	0	0	0	0	0 <sup>x</sup>	55	63	66 <sup>C</sup>	59 <sup>C</sup>	47 <sup>G</sup>
China	Logs	2292 <sup>+</sup>	3036 <sup>+</sup>	3025 <sup>+</sup>	4350 <sup>+</sup>	5000 <sup>+</sup>	7312 <sup>C</sup>	7313 <sup>C</sup>	7718 <sup>C</sup>	8256 <sup>C</sup>	7132 <sup>G</sup>
	Sawn	1050 <sup>+</sup>	573	1559	1450 <sup>+</sup>	1800 <sup>+</sup>	2979 <sup>C</sup>	2643 <sup>C</sup>	2383 <sup>C</sup>	2115 <sup>C</sup>	1882 <sup>G</sup>
	Ven	750 <sup>l</sup>	750 <sup>l</sup>	750 <sup>l</sup>	750 <sup>l</sup>	750 <sup>x</sup>	98 <sup>C</sup>	108	86 <sup>C</sup>	82 <sup>C</sup>	48 <sup>G</sup>
	Ply	4400 <sup>l</sup>	4400 <sup>l</sup>	4400 <sup>l</sup>	4400 <sup>l</sup>	4400 <sup>x</sup>	455 <sup>C</sup>	357	292 <sup>CB</sup>	204 <sup>CB</sup>	187 <sup>l</sup>
(Hong Kong S.A.R.)	Logs	5 <sup>x</sup>	5 <sup>x</sup>	5 <sup>x</sup>	5 <sup>x</sup>	5 <sup>x</sup>	32 <sup>C</sup>	69 <sup>CB</sup>	58 <sup>CB</sup>	55 <sup>CB</sup>	55 <sup>x</sup>
	Sawn	15 <sup>l</sup>	15 <sup>x</sup>	15 <sup>x</sup>	15 <sup>x</sup>	15 <sup>x</sup>	435 <sup>C</sup>	253 <sup>C</sup>	209 <sup>C</sup>	162 <sup>C</sup>	162 <sup>x</sup>
	Ven	5 <sup>l</sup>	5 <sup>x</sup>	2 <sup>l</sup>	2 <sup>x</sup>	2 <sup>x</sup>	16 <sup>C</sup>	12 <sup>C</sup>	10 <sup>C</sup>	11 <sup>C</sup>	11 <sup>x</sup>
	Ply	5 <sup>x</sup>	5 <sup>x</sup>	5 <sup>x</sup>	5 <sup>x</sup>	5 <sup>x</sup>	215 <sup>CB</sup>	167 <sup>CB</sup>	135 <sup>CB</sup>	78 <sup>CB</sup>	78 <sup>x</sup>
(Macao S.A.R.)	Logs	1 <sup>x</sup>	1 <sup>x</sup>	1 <sup>x</sup>	1 <sup>x</sup>	1 <sup>x</sup>	0 <sup>CR</sup>	0 <sup>CB</sup>	0 <sup>CBR</sup>	0 <sup>CBR</sup>	0 <sup>RX</sup>
	Sawn	0 <sup>x</sup>	0 <sup>x</sup>	0 <sup>x</sup>	0 <sup>x</sup>	0 <sup>x</sup>	1 <sup>CB</sup>	1 <sup>CB</sup>	1 <sup>CB</sup>	2 <sup>CB</sup>	2 <sup>x</sup>
	Ven	1 <sup>x</sup>	1 <sup>x</sup>	1 <sup>x</sup>	1 <sup>x</sup>	1 <sup>x</sup>	0 <sup>CR</sup>	0 <sup>CBR</sup>	0 <sup>CBR</sup>	0 <sup>CBR</sup>	0 <sup>RX</sup>
	Ply	0 <sup>x</sup>	0 <sup>x</sup>	0 <sup>x</sup>	0 <sup>x</sup>	0 <sup>x</sup>	7 <sup>C</sup>	4 <sup>CB</sup>	5 <sup>CB</sup>	1 <sup>CB</sup>	1 <sup>x</sup>
(Taiwan Province of China)	Logs	3 <sup>x</sup>	3 <sup>x</sup>	3 <sup>x</sup>	3 <sup>x</sup>	3 <sup>x</sup>	990 <sup>C</sup>	992 <sup>C</sup>	589 <sup>CB</sup>	524 <sup>CB</sup>	520 <sup>GI</sup>
	Sawn	1 <sup>+</sup>	0 <sup>+</sup>	0 <sup>+</sup>	0 <sup>+</sup>	0 <sup>x</sup>	455 <sup>C</sup>	465 <sup>C</sup>	282 <sup>CB</sup>	343 <sup>C</sup>	427 <sup>GI</sup>
	Ven	40 <sup>x</sup>	40 <sup>x</sup>	40 <sup>x</sup>	40 <sup>x</sup>	40 <sup>x</sup>	15 <sup>CB</sup>	16 <sup>CB</sup>	18 <sup>CB</sup>	16 <sup>CB</sup>	21 <sup>GI</sup>
	Ply	600 <sup>l</sup>	610 <sup>l</sup>	667 <sup>l</sup>	717 <sup>l</sup>	717 <sup>x</sup>	666 <sup>CB</sup>	637 <sup>CB</sup>	574 <sup>CB</sup>	559 <sup>CB</sup>	630 <sup>GI</sup>
Japan	Logs	0	0	0	0	0 <sup>x</sup>	1623	1417 <sup>C</sup>	1003	1062 <sup>C</sup>	725
	Sawn	177	167	126	93	94	378	328 <sup>C</sup>	278 <sup>C</sup>	238 <sup>C</sup>	145
	Ven	20 <sup>x</sup>	20 <sup>x</sup>	20 <sup>x</sup>	20 <sup>x</sup>	20 <sup>x</sup>	44	34 <sup>C</sup>	23	20	19
	Ply	625	625 <sup>x</sup>	625 <sup>x</sup>	625 <sup>x</sup>	625 <sup>x</sup>	4550	3419	3493	2609	2417
Korea, Rep. of	Logs	0	0	0	0	0 <sup>x</sup>	457	342	251	299 <sup>C</sup>	159
	Sawn	107 <sup>+</sup>	74 <sup>+</sup>	80 <sup>+</sup>	88 <sup>+</sup>	88 <sup>x</sup>	288	251	122	225	225
	Ven	186	144	79	50	50	236	249	210	161	161
	Ply	326	276	228	217	217	1098	1124	1139	1075	1075 <sup>x</sup>
Nepal	Logs	0	0	0	0 <sup>l</sup>	0 <sup>x</sup>	0 <sup>CBR</sup>	1 <sup>l</sup>	2 <sup>l</sup>	2 <sup>x</sup>	2 <sup>x</sup>
	Sawn	0	0	0 <sup>l</sup>	0 <sup>l</sup>	0 <sup>x</sup>	1 <sup>l</sup>	0 <sup>RI</sup>	0 <sup>C</sup>	0 <sup>C</sup>	0 <sup>x</sup>
	Ven	0 <sup>x</sup>	0 <sup>x</sup>	0 <sup>x</sup>	0 <sup>x</sup>	0 <sup>x</sup>	1 <sup>CB</sup>	1 <sup>CB</sup>	1 <sup>CB</sup>	2 <sup>CB</sup>	2 <sup>x</sup>
	Ply	0 <sup>x</sup>	0 <sup>x</sup>	0 <sup>x</sup>	0 <sup>x</sup>	0 <sup>x</sup>	0 <sup>C</sup>	0 <sup>C</sup>	1 <sup>CB</sup>	2 <sup>l</sup>	2 <sup>x</sup>
New Zealand	Logs	0	0	0	0	0	1	0 <sup>R</sup>	1 <sup>C</sup>	1 <sup>C</sup>	1 <sup>C</sup>
	Sawn	0	0	0	0	0	14 <sup>C</sup>	9	10	13	11 <sup>C</sup>
	Ven	0	0	0	0	0	0 <sup>R</sup>	0 <sup>CR</sup>	0 <sup>CR</sup>	0 <sup>CR</sup>	0 <sup>CR</sup>
	Ply	0	0	0	0	0	6	7	7	7	4 <sup>C</sup>
ECE Regions	Logs	0	0	0	0	1	1423	1358	1305	1337	855
	Sawn	281	268	307	342	343	3038	3204	2863	3106	2796
	Ven	9	12	11	30	30	415	485	515	532	472
	Ply	364	488	465	452	453	3928	3255	3312	2917	2862
EU	Logs	0	0	0	0	0	1278	1192	1232	1242	840
	Sawn	278	267	304	339	340	2593	2757	2438	2658	2423
	Ven	9	12	11	30	30	311	328	377	408	418
	Ply	364	488	464	451	453	1439	1256	1290	1343	1212
Austria	Logs	0	0	0	0	0 <sup>x</sup>	2 <sup>E5</sup>	1 <sup>C</sup>	1 <sup>E1</sup>	1 <sup>E5</sup>	0 <sup>TCF</sup>
	Sawn	0	0	0 <sup>E1</sup>	0 <sup>E1</sup>	0 <sup>TCF</sup>	11 <sup>E5</sup>	17 <sup>E1</sup>	17 <sup>E1</sup>	17 <sup>E5</sup>	15 <sup>TCF</sup>
	Ven	0 <sup>E3</sup>	0 <sup>E3</sup>	0 <sup>E3</sup>	0 <sup>E5</sup>	0 <sup>TCF</sup>	2 <sup>E5</sup>	3 <sup>E1</sup>	3 <sup>E1</sup>	3 <sup>E5</sup>	4 <sup>TCF</sup>
	Ply	0 <sup>E3</sup>	0 <sup>E3</sup>	0 <sup>E3</sup>	0 <sup>E5</sup>	0 <sup>TCF</sup>	8 <sup>E5</sup>	18 <sup>E1</sup>	19 <sup>E1</sup>	19 <sup>E5</sup>	9 <sup>TCF</sup>
Belgium	Logs	0	0	0 <sup>l</sup>	0 <sup>l</sup>	0 <sup>TCF</sup>	33 <sup>E1</sup>	43 <sup>E1</sup>	33 <sup>E1</sup>	40 <sup>E1</sup>	35 <sup>TCF</sup>
	Sawn	5 <sup>E1</sup>	8 <sup>E1</sup>	10 <sup>E1</sup>	12 <sup>E1</sup>	10 <sup>TCF</sup>	252 <sup>E1</sup>	276 <sup>E1</sup>	197 <sup>C</sup>	216 <sup>C</sup>	250 <sup>TCF</sup>
	Ven	5 <sup>E1</sup>	7 <sup>E1</sup>	5 <sup>E1</sup>	5 <sup>E1</sup>	5 <sup>TCF</sup>	7 <sup>E1</sup>	8 <sup>E1</sup>	35 <sup>E1</sup>	37 <sup>E1</sup>	35 <sup>TCF</sup>
	Ply	5 <sup>E1</sup>	5 <sup>E1</sup>	5 <sup>E1</sup>	7 <sup>E1</sup>	5 <sup>TCF</sup>	257 <sup>E1</sup>	190 <sup>E1</sup>	225 <sup>C</sup>	161 <sup>C</sup>	161 <sup>x</sup>
Denmark	Logs	0	0	0 <sup>l</sup>	0 <sup>l</sup>	0 <sup>TCF</sup>	5 <sup>E1</sup>	7 <sup>E1</sup>	7 <sup>E5</sup>	7 <sup>E5</sup>	7 <sup>x</sup>
	Sawn	0 <sup>E1</sup>	0 <sup>E5</sup>	0 <sup>E5</sup>	0 <sup>E5</sup>	0 <sup>TCF</sup>	60 <sup>E1</sup>	49 <sup>E1</sup>	49 <sup>E5</sup>	58 <sup>C</sup>	49 <sup>TCF</sup>
	Ven	0 <sup>E1</sup>	0 <sup>E1</sup>	0 <sup>E5</sup>	0 <sup>E5</sup>	0 <sup>TCF</sup>	8 <sup>C</sup>	8 <sup>C</sup>	9 <sup>C</sup>	11 <sup>C</sup>	11 <sup>x</sup>
	Ply	0 <sup>E1</sup>	0 <sup>E1</sup>	0 <sup>E5</sup>	0 <sup>E5</sup>	0 <sup>TCF</sup>	55 <sup>E1</sup>	45 <sup>E1</sup>	45 <sup>E5</sup>	25 <sup>C</sup>	45 <sup>TCF</sup>
Finland	Logs	0	0	0	0	0 <sup>TCF</sup>	0 <sup>RE1</sup>	0 <sup>RE1</sup>	0 <sup>RE1</sup>	0 <sup>RE5</sup>	0 <sup>TCF</sup>
	Sawn	0 <sup>E1</sup>	0 <sup>E1</sup>	0 <sup>E1</sup>	0 <sup>E1</sup>	0 <sup>TCF</sup>	7 <sup>E1</sup>	7 <sup>E1</sup>	8 <sup>E1</sup>	7 <sup>E1</sup>	6 <sup>TCF</sup>
	Ven	0 <sup>E1</sup>	0	0 <sup>E1</sup>	0 <sup>E3</sup>	0 <sup>TCF</sup>	1 <sup>E1</sup>	1 <sup>E1</sup>	1 <sup>E1</sup>	1 <sup>E1</sup>	1 <sup>TCF</sup>
	Ply	0 <sup>E1</sup>	0 <sup>E1</sup>	0 <sup>E1</sup>	0 <sup>E1</sup>	0 <sup>TCF</sup>	2 <sup>E1</sup>	1 <sup>E1</sup>	2 <sup>E1</sup>	1 <sup>E1</sup>	1 <sup>TCF</sup>

Exports					Domestic Consumption					Product	Country
2004	2005	2006	2007	2008*	2004	2005	2006	2007	2008*		
<b>25</b>	<b>20</b>	<b>26</b>	<b>15</b>	<b>22</b>	<b>12712</b>	<b>13187</b>	<b>12672</b>	<b>14593</b>	<b>13627</b>	Logs	Asia-Pacific
<b>40</b>	<b>98</b>	<b>133</b>	<b>62</b>	<b>42</b>	<b>5958</b>	<b>4766</b>	<b>5012</b>	<b>4764</b>	<b>4891</b>	Sawn	
<b>21</b>	<b>17</b>	<b>43</b>	<b>38</b>	<b>29</b>	<b>1399</b>	<b>1368</b>	<b>1200</b>	<b>1126</b>	<b>1105</b>	Ven	
<b>741</b>	<b>1029</b>	<b>1091</b>	<b>432</b>	<b>390</b>	<b>12266</b>	<b>10665</b>	<b>10546</b>	<b>10125</b>	<b>10014</b>	Ply	
3	3	0 <sup>CR</sup>	2 <sup>CB</sup>	2 <sup>X</sup>	17	25	41	48	44	Logs	Australia
1 <sup>C</sup>	8 <sup>CB</sup>	6 <sup>CB</sup>	14 <sup>CB</sup>	1 <sup>G</sup>	97	76	75	69	82	Sawn	
0 <sup>R</sup>	0 <sup>R</sup>	0 <sup>CR</sup>	0 <sup>CR</sup>	0 <sup>RG</sup>	7	5	4	9	9	Ven	
1 <sup>CB</sup>	5 <sup>CB</sup>	4 <sup>CI</sup>	1 <sup>CB</sup>	1 <sup>X</sup>	55	58	62	58	46	Ply	
4 <sup>I</sup>	3 <sup>CB</sup>	1 <sup>CB</sup>	6 <sup>CB</sup>	6 <sup>X</sup>	9600	10346	10742	12601	12126	Logs	China
11 <sup>C</sup>	69	89	21 <sup>C</sup>	21 <sup>G</sup>	4018	3147	3852	3545	3661	Sawn	
18 <sup>C</sup>	14	40 <sup>CB</sup>	36 <sup>CB</sup>	25 <sup>GI</sup>	830	844	797	796	773	Ven	
707 <sup>C</sup>	951	993	396 <sup>C</sup>	347 <sup>I</sup>	4147	3806	3699	4207	4240	Ply	
11 <sup>CB</sup>	7 <sup>CB</sup>	13 <sup>CB</sup>	1 <sup>CB</sup>	1 <sup>X</sup>	26	67	50	59	59	Logs	(Hong Kong S.A.R.)
3 <sup>CB</sup>	4 <sup>CB</sup>	20 <sup>CB</sup>	2 <sup>CB</sup>	2 <sup>X</sup>	446	264	204	175	175	Sawn	
1 <sup>CB</sup>	1 <sup>CB</sup>	2 <sup>CB</sup>	1 <sup>CB</sup>	1 <sup>X</sup>	20	16	9	12	12	Ven	
7 <sup>CB</sup>	51 <sup>C</sup>	74 <sup>C</sup>	17 <sup>CB</sup>	17 <sup>X</sup>	213	121	67	67	67	Ply	
0 <sup>C</sup>	0 <sup>C</sup>	0 <sup>CR</sup>	0 <sup>C</sup>	0 <sup>X</sup>	1	1	1	1	1	Logs	(Macao S.A.R.)
0 <sup>CBR</sup>	0 <sup>CBR</sup>	0 <sup>CBR</sup>	0 <sup>CBR</sup>	0 <sup>RX</sup>	1	1	1	2	2	Sawn	
0 <sup>CR</sup>	0 <sup>C</sup>	0 <sup>CR</sup>	0 <sup>C</sup>	0 <sup>X</sup>	1	1	1	1	1	Ven	
0 <sup>CBR</sup>	1 <sup>CB</sup>	0 <sup>CBR</sup>	0 <sup>CBR</sup>	0 <sup>RX</sup>	7	3	5	0	0	Ply	
7 <sup>C</sup>	7 <sup>C</sup>	11 <sup>C</sup>	5 <sup>CB</sup>	12 <sup>GI</sup>	986	988	581	522	511	Logs	(Taiwan Province of China)
17 <sup>C</sup>	15 <sup>C</sup>	16 <sup>C</sup>	22 <sup>CB</sup>	15 <sup>GI</sup>	439	450	267	321	412	Sawn	
1 <sup>CB</sup>	2 <sup>CB</sup>	1 <sup>CB</sup>	1 <sup>CB</sup>	3 <sup>GI</sup>	53	54	57	55	58	Ven	
22 <sup>CB</sup>	16 <sup>C</sup>	18 <sup>CB</sup>	14 <sup>C</sup>	20 <sup>GI</sup>	1244	1231	1223	1262	1326	Ply	
0 <sup>CR</sup>	0 <sup>CBR</sup>	0 <sup>CBR</sup>	1	1	1623	1417	1003	1061	724	Logs	Japan
5	1	1	1	1	550	494	403	330	238	Sawn	
0 <sup>CR</sup>	0 <sup>CR</sup>	0 <sup>CR</sup>	0 <sup>CR</sup>	0	64	54	43	40	39	Ven	
3	4	2	1	1	5172	4040	4116	3233	3041	Ply	
0 <sup>CBR</sup>	0 <sup>CBR</sup>	0	0 <sup>R</sup>	0 <sup>R</sup>	457	342	251	299	159	Logs	Korea, Rep. of
3	1	1	2	2	392	324	201	310	310	Sawn	
0 <sup>R</sup>	0 <sup>CR</sup>	0	0 <sup>R</sup>	0 <sup>R</sup>	422	393	289	211	211	Ven	
1	1	0	2	2	1423	1399	1367	1290	1290	Ply	
0 <sup>CB</sup>	0 <sup>CBR</sup>	1 <sup>CB</sup>	2 <sup>CB</sup>	2 <sup>X</sup>	0	1	2	1	1	Logs	Nepal
0 <sup>CB</sup>	0 <sup>CBR</sup>	0 <sup>CB</sup>	0 <sup>CB</sup>	0 <sup>X</sup>	1	0	0	0	0	Sawn	
0 <sup>CB</sup>	0 <sup>CB</sup>	0 <sup>CBR</sup>	0 <sup>CB</sup>	0 <sup>X</sup>	1	1	1	2	2	Ven	
0 <sup>CB</sup>	0 <sup>CB</sup>	0 <sup>CBR</sup>	2 <sup>CB</sup>	2 <sup>X</sup>	0	0	1	1	0	Ply	
0	0	0 <sup>CR</sup>	0	0 <sup>CR</sup>	1	0	1	1	1	Logs	New Zealand
0 <sup>R</sup>	0	0 <sup>CR</sup>	0 <sup>CR</sup>	0 <sup>CR</sup>	14	9	10	13	11	Sawn	
0	0 <sup>R</sup>	0 <sup>CR</sup>	0 <sup>CR</sup>	0 <sup>C</sup>	0	0	0	0	0	Ven	
0 <sup>R</sup>	0 <sup>R</sup>	0 <sup>CR</sup>	0 <sup>CR</sup>	1 <sup>C</sup>	5	6	7	7	3	Ply	
<b>102</b>	<b>101</b>	<b>106</b>	<b>110</b>	<b>53</b>	<b>1321</b>	<b>1257</b>	<b>1199</b>	<b>1226</b>	<b>803</b>	Logs	ECE Regions
<b>448</b>	<b>504</b>	<b>524</b>	<b>526</b>	<b>450</b>	<b>2871</b>	<b>2968</b>	<b>2645</b>	<b>2921</b>	<b>2689</b>	Sawn	
<b>107</b>	<b>81</b>	<b>81</b>	<b>81</b>	<b>77</b>	<b>317</b>	<b>415</b>	<b>445</b>	<b>481</b>	<b>425</b>	Ven	
<b>533</b>	<b>451</b>	<b>527</b>	<b>499</b>	<b>441</b>	<b>3759</b>	<b>3292</b>	<b>3250</b>	<b>2870</b>	<b>2874</b>	Ply	
<b>94</b>	<b>92</b>	<b>85</b>	<b>96</b>	<b>43</b>	<b>1184</b>	<b>1099</b>	<b>1146</b>	<b>1146</b>	<b>798</b>	Logs	EU
<b>409</b>	<b>449</b>	<b>460</b>	<b>495</b>	<b>429</b>	<b>2463</b>	<b>2575</b>	<b>2281</b>	<b>2502</b>	<b>2334</b>	Sawn	
<b>75</b>	<b>67</b>	<b>65</b>	<b>66</b>	<b>67</b>	<b>245</b>	<b>273</b>	<b>323</b>	<b>372</b>	<b>381</b>	Ven	
<b>486</b>	<b>408</b>	<b>495</b>	<b>467</b>	<b>410</b>	<b>1317</b>	<b>1336</b>	<b>1259</b>	<b>1327</b>	<b>1255</b>	Ply	
1 <sup>E5</sup>	1 <sup>E1</sup>	0 <sup>R</sup>	0 <sup>CBR</sup>	0 <sup>TCF</sup>	1	-0	1	1	0	Logs	Austria
1 <sup>E5</sup>	2 <sup>E1</sup>	2 <sup>E1</sup>	2 <sup>E5</sup>	2 <sup>TCF</sup>	10	15	15	15	13	Sawn	
1 <sup>E5</sup>	1 <sup>E1</sup>	2 <sup>E1</sup>	2 <sup>E5</sup>	2 <sup>ITCF</sup>	1	2	1	1	2	Ven	
6 <sup>E5</sup>	6 <sup>E1</sup>	6 <sup>E1</sup>	6 <sup>E5</sup>	4 <sup>TCF</sup>	2	12	13	13	5	Ply	
16 <sup>E1</sup>	15 <sup>E1</sup>	15 <sup>E1</sup>	21 <sup>E1</sup>	15 <sup>TCF</sup>	17	28	18	19	20	Logs	Belgium
173 <sup>E1</sup>	184 <sup>E1</sup>	180 <sup>E1</sup>	153 <sup>E1</sup>	150 <sup>TCF</sup>	85	100	27	75	110	Sawn	
5 <sup>E1</sup>	4 <sup>E1</sup>	5 <sup>C</sup>	9 <sup>C</sup>	9 <sup>X</sup>	7	10	35	33	31	Ven	
192 <sup>E1</sup>	134 <sup>E1</sup>	152 <sup>C</sup>	99 <sup>C</sup>	99 <sup>X</sup>	69	61	78	69	67	Ply	
5 <sup>E1</sup>	4 <sup>E1</sup>	4 <sup>E5</sup>	2 <sup>CB</sup>	2 <sup>X</sup>	0	2	2	5	5	Logs	Denmark
9 <sup>E1</sup>	10 <sup>C</sup>	10 <sup>C</sup>	10 <sup>C</sup>	10 <sup>X</sup>	51	39	39	48	38	Sawn	
1 <sup>E1</sup>	4 <sup>E1</sup>	4 <sup>E5</sup>	3 <sup>CB</sup>	3 <sup>X</sup>	7	4	5	7	7	Ven	
13 <sup>C</sup>	12 <sup>C</sup>	3 <sup>CB</sup>	5 <sup>CB</sup>	5 <sup>X</sup>	43	33	42	19	40	Ply	
0 <sup>RE1</sup>	0 <sup>RE1</sup>	0 <sup>RE1</sup>	0 <sup>RE1</sup>	0 <sup>TCF</sup>	0	0	0	0	0	Logs	Finland
1 <sup>E1</sup>	0 <sup>RE1</sup>	1 <sup>E1</sup>	3 <sup>E1</sup>	0 <sup>TCF</sup>	5	7	7	4	6	Sawn	
0 <sup>RE1</sup>	0 <sup>RE1</sup>	0 <sup>RE1</sup>	0 <sup>RE1</sup>	0 <sup>TCF</sup>	1	1	1	1	1	Ven	
0 <sup>RE1</sup>	0 <sup>RE1</sup>	0 <sup>RE1</sup>	0 <sup>RE1</sup>	0 <sup>TCF</sup>	2	1	1	1	1	Ply	

**Table 1-1-b. Production, Trade and Consumption of Tropical Timber by ITTO Consumers (1000 m<sup>3</sup>)**

Country	Product	Production					Imports				
		2004	2005	2006	2007	2008*	2004	2005	2006	2007	2008*
France	Logs	0	0	0	0	0 <sup>X</sup>	507 <sup>E1</sup>	483 <sup>E1</sup>	439 <sup>E1</sup>	416 <sup>E1</sup>	330 <sup>TCF</sup>
	Sawn	152 <sup>E1</sup>	149 <sup>E1</sup>	143 <sup>E1</sup>	140 <sup>E2</sup>	140 <sup>TCF</sup>	412 <sup>E1</sup>	444 <sup>E1</sup>	412 <sup>E1</sup>	504 <sup>E1</sup>	390 <sup>TCF</sup>
	Ven	0 <sup>E5</sup>	0 <sup>E5</sup>	0 <sup>E5</sup>	0 <sup>E5</sup>	0 <sup>TCF</sup>	94 <sup>E1</sup>	95 <sup>E1</sup>	104 <sup>E1</sup>	124 <sup>E1</sup>	108 <sup>TCF</sup>
	Ply	268 <sup>E1</sup>	265 <sup>E1</sup>	266 <sup>E1</sup>	241 <sup>E2</sup>	210 <sup>TCF</sup>	92 <sup>E1</sup>	99 <sup>E1</sup>	110 <sup>E1</sup>	141 <sup>E1</sup>	160 <sup>TCF</sup>
Germany	Logs	0 <sup>I</sup>	0 <sup>I</sup>	0 <sup>I</sup>	0 <sup>I</sup>	0 <sup>X</sup>	98 <sup>E1</sup>	97 <sup>E1</sup>	107 <sup>E1</sup>	106 <sup>E1</sup>	68 <sup>TCF</sup>
	Sawn	0 <sup>E5</sup>	0 <sup>E5</sup>	0 <sup>E5</sup>	0 <sup>E5</sup>	0 <sup>TCF</sup>	154 <sup>E1</sup>	174 <sup>E1</sup>	181 <sup>E1</sup>	172 <sup>E1</sup>	142 <sup>TCF</sup>
	Ven	0 <sup>E5</sup>	0 <sup>E5</sup>	0 <sup>E5</sup>	0 <sup>E5</sup>	0 <sup>TCF</sup>	36 <sup>E3</sup>	44 <sup>E3</sup>	37 <sup>E1</sup>	36 <sup>E1</sup>	38 <sup>TCF</sup>
	Ply	0 <sup>E1</sup>	0 <sup>E1</sup>	0 <sup>E5</sup>	0 <sup>E5</sup>	0 <sup>TCF</sup>	122 <sup>E3</sup>	122 <sup>E3</sup>	133 <sup>E1</sup>	140 <sup>E1</sup>	130 <sup>TCF</sup>
Greece	Logs	0	0	0	0	0 <sup>TCF</sup>	41 <sup>E3</sup>	47 <sup>E1</sup>	17	36	36 <sup>X</sup>
	Sawn	2 <sup>E5</sup>	2 <sup>E5</sup>	2 <sup>E5</sup>	2 <sup>E5</sup>	2 <sup>TCF</sup>	98 <sup>E1</sup>	20 <sup>E1</sup>	20 <sup>E1</sup>	20 <sup>E5</sup>	20 <sup>TCF</sup>
	Ven	0 <sup>E5</sup>	0 <sup>E5</sup>	0 <sup>E5</sup>	0 <sup>E5</sup>	0 <sup>TCF</sup>	7 <sup>E1</sup>	7 <sup>E1</sup>	8 <sup>E1</sup>	8 <sup>E5</sup>	8 <sup>TCF</sup>
	Ply	8 <sup>E3</sup>	8 <sup>E3</sup>	8 <sup>E5</sup>	8 <sup>E5</sup>	8 <sup>TCF</sup>	20 <sup>E1</sup>	21 <sup>E1</sup>	19 <sup>E1</sup>	19 <sup>E5</sup>	19 <sup>TCF</sup>
Ireland	Logs	0	0	0 <sup>I</sup>	0 <sup>I</sup>	0 <sup>TCF</sup>	5 <sup>E1</sup>	13 <sup>E1</sup>	3 <sup>E1</sup>	2 <sup>E1</sup>	0 <sup>TCF</sup>
	Sawn	0 <sup>E1</sup>	0 <sup>E1</sup>	0 <sup>E1</sup>	0 <sup>E1</sup>	0 <sup>TCF</sup>	62 <sup>E1</sup>	85 <sup>E1</sup>	71 <sup>E1</sup>	71 <sup>E5</sup>	60 <sup>TCF</sup>
	Ven	0 <sup>E1</sup>	0 <sup>E1</sup>	0 <sup>E1</sup>	0 <sup>E1</sup>	0 <sup>TCF</sup>	1 <sup>E1</sup>	1 <sup>E1</sup>	1 <sup>E1</sup>	1 <sup>E5</sup>	0 <sup>TCF</sup>
	Ply	0 <sup>E1</sup>	0 <sup>E1</sup>	0 <sup>E1</sup>	0 <sup>E1</sup>	0 <sup>TCF</sup>	34 <sup>E1</sup>	58 <sup>E1</sup>	46 <sup>E1</sup>	46 <sup>E5</sup>	46 <sup>X</sup>
Italy	Logs	0	0 <sup>I</sup>	0 <sup>I</sup>	0 <sup>I</sup>	0 <sup>X</sup>	225 <sup>C</sup>	191 <sup>C</sup>	286 <sup>C</sup>	255 <sup>C</sup>	143 <sup>TCF</sup>
	Sawn	70 <sup>E3</sup>	60 <sup>E3</sup>	100 <sup>E1</sup>	100 <sup>I</sup>	100 <sup>TCF</sup>	331 <sup>E1</sup>	335 <sup>E1</sup>	312 <sup>C</sup>	304 <sup>C</sup>	440 <sup>TCF</sup>
	Ven	0 <sup>E1</sup>	0 <sup>E1</sup>	0 <sup>E1</sup>	0 <sup>E1</sup>	0 <sup>TCF</sup>	69 <sup>E1</sup>	77 <sup>E1</sup>	96 <sup>C</sup>	100 <sup>C</sup>	130 <sup>TCF</sup>
	Ply	66 <sup>E1</sup>	49 <sup>E1</sup>	45 <sup>E1</sup>	50 <sup>E1</sup>	50 <sup>TCF</sup>	98 <sup>E1</sup>	103 <sup>C</sup>	105 <sup>C</sup>	152 <sup>C</sup>	160 <sup>TCF</sup>
Luxembourg	Logs	0	0	0 <sup>I</sup>	0 <sup>I</sup>	0 <sup>TCF</sup>	1 <sup>E1</sup>	0 <sup>RE1</sup>	3 <sup>I</sup>	3 <sup>I</sup>	3 <sup>X</sup>
	Sawn	0	0	0 <sup>I</sup>	0 <sup>I</sup>	0 <sup>TCF</sup>	2 <sup>E3</sup>	2 <sup>E1</sup>	3 <sup>E1</sup>	2 <sup>C</sup>	3 <sup>TCF</sup>
	Ven	0 <sup>E5</sup>	0 <sup>E5</sup>	0 <sup>E5</sup>	0 <sup>E5</sup>	0 <sup>TCF</sup>	0 <sup>RE1</sup>	0 <sup>RE1</sup>	1 <sup>I</sup>	1 <sup>I</sup>	1 <sup>X</sup>
	Ply	0 <sup>E5</sup>	0 <sup>E5</sup>	0 <sup>E5</sup>	0 <sup>E5</sup>	0 <sup>TCF</sup>	5 <sup>E3</sup>	4 <sup>E1</sup>	3 <sup>E1</sup>	2 <sup>C</sup>	3 <sup>TCF</sup>
Netherlands	Logs	0	0	0	0	0	22 <sup>C</sup>	22 <sup>CB</sup>	19 <sup>CB</sup>	39 <sup>CB</sup>	6 <sup>TCF</sup>
	Sawn	19 <sup>E1</sup>	19 <sup>E1</sup>	19 <sup>E1</sup>	20 <sup>E1</sup>	20 <sup>TCF</sup>	450 <sup>E1</sup>	443 <sup>E1</sup>	465 <sup>E1</sup>	452 <sup>E1</sup>	445 <sup>TCF</sup>
	Ven	0 <sup>E1</sup>	0 <sup>E1</sup>	0 <sup>E1</sup>	0 <sup>E1</sup>	0 <sup>TCF</sup>	10 <sup>E1</sup>	13 <sup>E1</sup>	16 <sup>E1</sup>	16 <sup>E1</sup>	16 <sup>TCF</sup>
	Ply	0 <sup>E1</sup>	0 <sup>E1</sup>	0 <sup>E1</sup>	0 <sup>E1</sup>	0 <sup>TCF</sup>	198 <sup>E1</sup>	194 <sup>E1</sup>	212 <sup>E1</sup>	193 <sup>E1</sup>	185 <sup>TCF</sup>
Poland	Logs	0	0	0	0	0	4 <sup>E1</sup>	3 <sup>E1</sup>	2 <sup>E1</sup>	8 <sup>E9</sup>	8 <sup>TCF</sup>
	Sawn	3 <sup>E9</sup>	4 <sup>E9</sup>	5 <sup>E1</sup>	5 <sup>E2</sup>	8 <sup>TCF</sup>	37 <sup>E1</sup>	37 <sup>E1</sup>	29 <sup>E1</sup>	33 <sup>E9</sup>	38 <sup>TCF</sup>
	Ven	1 <sup>E9</sup>	2 <sup>E9</sup>	3 <sup>E9</sup>	3 <sup>E2</sup>	3	2 <sup>E1</sup>	2 <sup>E1</sup>	1 <sup>E1</sup>	2 <sup>E9</sup>	3 <sup>TCF</sup>
	Ply	5 <sup>E9</sup>	6 <sup>E9</sup>	8 <sup>E9</sup>	9 <sup>E2</sup>	9	8 <sup>E1</sup>	10 <sup>E1</sup>	4 <sup>E1</sup>	5 <sup>E9</sup>	6 <sup>TCF</sup>
Portugal	Logs	0	0	0	0	0 <sup>X</sup>	205 <sup>E1</sup>	151 <sup>E1</sup>	116 <sup>E1</sup>	126 <sup>E1</sup>	101 <sup>TCF</sup>
	Sawn	27 <sup>E1</sup>	25 <sup>E1</sup>	25 <sup>E1</sup>	25 <sup>E5</sup>	25 <sup>TCF</sup>	126 <sup>E1</sup>	115 <sup>E1</sup>	100 <sup>E1</sup>	128 <sup>E1</sup>	128 <sup>TCF</sup>
	Ven	2 <sup>E1</sup>	2 <sup>E1</sup>	2 <sup>E1</sup>	2 <sup>E5</sup>	2 <sup>TCF</sup>	19 <sup>E1</sup>	18 <sup>E1</sup>	16 <sup>E1</sup>	10 <sup>C</sup>	10 <sup>X</sup>
	Ply	12 <sup>E1</sup>	11 <sup>E1</sup>	11 <sup>E1</sup>	11 <sup>E5</sup>	11 <sup>TCF</sup>	10 <sup>E1</sup>	14 <sup>E1</sup>	20 <sup>E1</sup>	51 <sup>E1</sup>	51 <sup>TCF</sup>
Spain	Logs	0	0	0	0	0 <sup>X</sup>	105 <sup>E1</sup>	107 <sup>E1</sup>	170 <sup>E1</sup>	170 <sup>E2</sup>	71 <sup>TCF</sup>
	Sawn	0 <sup>E1</sup>	0 <sup>E1</sup>	0	35 <sup>E2</sup>	35 <sup>TCF</sup>	341 <sup>E1</sup>	541 <sup>E1</sup>	379 <sup>E1</sup>	437 <sup>E2</sup>	218 <sup>TCF</sup>
	Ven	0 <sup>E1</sup>	0 <sup>E1</sup>	0	20 <sup>E2</sup>	20 <sup>TCF</sup>	41 <sup>E1</sup>	43 <sup>E1</sup>	41 <sup>E1</sup>	46 <sup>E2</sup>	40 <sup>TCF</sup>
	Ply	0 <sup>E1</sup>	144 <sup>E1</sup>	121 <sup>E1</sup>	125 <sup>E2</sup>	160 <sup>TCF</sup>	31 <sup>CB</sup>	3 <sup>E1</sup>	4 <sup>E1</sup>	14 <sup>CB</sup>	8 <sup>TCF</sup>
Sweden	Logs	0	0	0	0	0 <sup>X</sup>	3 <sup>E1</sup>	3 <sup>E1</sup>	2 <sup>E1</sup>	4 <sup>E1</sup>	2 <sup>TCF</sup>
	Sawn	0 <sup>E1</sup>	0 <sup>E1</sup>	0 <sup>E1</sup>	0 <sup>E1</sup>	0 <sup>TCF</sup>	13 <sup>E1</sup>	17 <sup>E1</sup>	12 <sup>E1</sup>	9 <sup>E1</sup>	9 <sup>TCF</sup>
	Ven	1 <sup>E5</sup>	1 <sup>E5</sup>	1 <sup>E1</sup>	0 <sup>E1</sup>	0 <sup>TCF</sup>	3 <sup>E1</sup>	3 <sup>E1</sup>	3 <sup>E1</sup>	3 <sup>E1</sup>	3 <sup>TCF</sup>
	Ply	0 <sup>E1</sup>	0 <sup>E1</sup>	0 <sup>E1</sup>	0 <sup>E1</sup>	0 <sup>TCF</sup>	4 <sup>E1</sup>	5 <sup>E1</sup>	7 <sup>E1</sup>	7 <sup>E1</sup>	7 <sup>TCF</sup>
U.K.	Logs	0	0	0	0	0 <sup>X</sup>	23 <sup>E1</sup>	23 <sup>E1</sup>	26 <sup>E1</sup>	29 <sup>E1</sup>	30 <sup>TCF</sup>
	Sawn	0 <sup>E1</sup>	0 <sup>E1</sup>	0 <sup>E1</sup>	0 <sup>E5</sup>	0 <sup>TCF</sup>	237 <sup>E1</sup>	195 <sup>E1</sup>	183 <sup>E1</sup>	228 <sup>E1</sup>	210 <sup>TCF</sup>
	Ven	0 <sup>E1</sup>	0 <sup>E1</sup>	0 <sup>E1</sup>	0 <sup>E1</sup>	0 <sup>TCF</sup>	13 <sup>E1</sup>	5 <sup>C</sup>	4 <sup>C</sup>	9 <sup>E1</sup>	10 <sup>TCF</sup>
	Ply	0 <sup>E1</sup>	0 <sup>E1</sup>	0 <sup>E1</sup>	0 <sup>E1</sup>	0 <sup>TCF</sup>	495 <sup>CB</sup>	369 <sup>CB</sup>	336 <sup>CB</sup>	367 <sup>CB</sup>	220 <sup>TCF</sup>
<b>Europe Non-EU</b>	Logs	<b>0</b>	<b>0</b>	<b>0</b>	<b>0</b>	<b>0</b>	<b>137</b>	<b>157</b>	<b>64</b>	<b>84</b>	<b>4</b>
	Sawn	<b>3</b>	<b>1</b>	<b>3</b>	<b>3</b>	<b>3</b>	<b>22</b>	<b>24</b>	<b>23</b>	<b>19</b>	<b>22</b>
	Ven	<b>0</b>	<b>0</b>	<b>0</b>	<b>0</b>	<b>0</b>	<b>1</b>	<b>1</b>	<b>1</b>	<b>2</b>	<b>1</b>
	Ply	<b>0</b>	<b>0</b>	<b>0</b>	<b>0</b>	<b>0</b>	<b>8</b>	<b>9</b>	<b>15</b>	<b>17</b>	<b>15</b>
Norway	Logs	0	0	0	0	0 <sup>X</sup>	135 <sup>E1</sup>	154 <sup>E1</sup>	60 <sup>E1</sup>	81 <sup>E1</sup>	0 <sup>TCF</sup>
	Sawn	0 <sup>E1</sup>	0 <sup>E1</sup>	0 <sup>E1</sup>	0 <sup>E2</sup>	0 <sup>TCF</sup>	3 <sup>E1</sup>	3 <sup>E1</sup>	2 <sup>E1</sup>	2 <sup>E1</sup>	2 <sup>TCF</sup>
	Ven	0	0	0	0	0 <sup>TCF</sup>	0 <sup>RE1</sup>	0 <sup>RE1</sup>	0 <sup>CR</sup>	2 <sup>C</sup>	1 <sup>C</sup>
	Ply	0 <sup>E5</sup>	0 <sup>E5</sup>	0 <sup>E1</sup>	0 <sup>E5</sup>	0 <sup>TCF</sup>	2 <sup>E1</sup>	3 <sup>E1</sup>	7 <sup>E1</sup>	10 <sup>E1</sup>	10 <sup>TCF</sup>
Switzerland	Logs	0	0	0	0 <sup>TCF</sup>	0 <sup>X</sup>	2 <sup>E1</sup>	2 <sup>E1</sup>	4 <sup>E1</sup>	3 <sup>C</sup>	4 <sup>TCF</sup>
	Sawn	3 <sup>E1</sup>	1 <sup>E1</sup>	3 <sup>E1</sup>	3 <sup>E5</sup>	3 <sup>TCF</sup>	19 <sup>E1</sup>	21 <sup>E1</sup>	21 <sup>E1</sup>	17 <sup>C</sup>	20 <sup>TCF</sup>
	Ven	0 <sup>E1</sup>	0 <sup>E1</sup>	0 <sup>E1</sup>	0 <sup>E5</sup>	0 <sup>TCF</sup>	0 <sup>RE1</sup>	0 <sup>RE1</sup>	0 <sup>RE1</sup>	0 <sup>CR</sup>	0 <sup>TCF</sup>
	Ply	0 <sup>E1</sup>	0 <sup>E1</sup>	0 <sup>RE1</sup>	0 <sup>RE5</sup>	0 <sup>TCF</sup>	6 <sup>E1</sup>	6 <sup>E1</sup>	8 <sup>E1</sup>	7 <sup>C</sup>	5 <sup>TCF</sup>
<b>North America</b>	Logs	<b>0</b>	<b>0</b>	<b>0</b>	<b>0</b>	<b>1</b>	<b>8</b>	<b>10</b>	<b>10</b>	<b>10</b>	<b>11</b>
	Sawn	<b>0</b>	<b>0</b>	<b>0</b>	<b>0</b>	<b>0</b>	<b>422</b>	<b>423</b>	<b>402</b>	<b>428</b>	<b>351</b>
	Ven	<b>0</b>	<b>0</b>	<b>0</b>	<b>0</b>	<b>0</b>	<b>103</b>	<b>156</b>	<b>137</b>	<b>122</b>	<b>53</b>
	Ply	<b>0</b>	<b>0</b>	<b>0</b>	<b>0</b>	<b>0</b>	<b>2481</b>	<b>1991</b>	<b>2008</b>	<b>1557</b>	<b>1635</b>

Exports					Domestic Consumption					Product	Country
2004	2005	2006	2007	2008*	2004	2005	2006	2007	2008*		
25 <sup>E1</sup>	24 <sup>E1</sup>	17 <sup>E1</sup>	12 <sup>E1</sup>	5 <sup>TCF</sup>	482	459	422	404	325	Logs	France
28 <sup>E1</sup>	32 <sup>E1</sup>	35 <sup>E1</sup>	37 <sup>E1</sup>	33 <sup>TCF</sup>	536	561	520	607	497	Sawn	
6 <sup>E1</sup>	4 <sup>E1</sup>	2 <sup>E1</sup>	2 <sup>E1</sup>	2 <sup>TCF</sup>	87	91	102	122	106	Ven	
108 <sup>E1</sup>	104 <sup>E1</sup>	130 <sup>E1</sup>	129 <sup>E1</sup>	110 <sup>TCF</sup>	253	260	246	253	260	Ply	
18 <sup>E1</sup>	22 <sup>E1</sup>	20 <sup>E1</sup>	23 <sup>E1</sup>	10 <sup>TCF</sup>	80	75	87	83	58	Logs	Germany
65 <sup>E1</sup>	80 <sup>E1</sup>	89 <sup>E1</sup>	99 <sup>E1</sup>	80 <sup>TCF</sup>	89	94	92	73	62	Sawn	
19 <sup>E3</sup>	19 <sup>E3</sup>	20 <sup>E1</sup>	19 <sup>E1</sup>	20 <sup>TCF</sup>	17	26	17	16	18	Ven	
34 <sup>E3</sup>	43 <sup>E3</sup>	45 <sup>E1</sup>	39 <sup>E1</sup>	35 <sup>TCF</sup>	88	80	88	101	95	Ply	
0 <sup>RE3</sup>	0 <sup>RE5</sup>	0 <sup>RE1</sup>	0 <sup>RE5</sup>	0 <sup>RX</sup>	41	47	17	36	36	Logs	Greece
15 <sup>E3</sup>	2 <sup>E1</sup>	3 <sup>E1</sup>	3 <sup>E5</sup>	3 <sup>TCF</sup>	85	20	20	20	20	Sawn	
0 <sup>RE1</sup>	0 <sup>RE1</sup>	0 <sup>RE1</sup>	0 <sup>RE5</sup>	0 <sup>TCF</sup>	6	6	8	8	8	Ven	
8 <sup>E1</sup>	9 <sup>E1</sup>	11 <sup>E1</sup>	11 <sup>E5</sup>	11 <sup>TCF</sup>	20	20	16	16	16	Ply	
0 <sup>RE1</sup>	0 <sup>RE1</sup>	0 <sup>RE1</sup>	0 <sup>RE1</sup>	0 <sup>TCF</sup>	5	13	3	2	0	Logs	Ireland
2 <sup>E1</sup>	2 <sup>E1</sup>	2 <sup>E1</sup>	2 <sup>E5</sup>	0 <sup>TCF</sup>	61	82	69	69	60	Sawn	
0 <sup>RE1</sup>	0 <sup>RE1</sup>	0 <sup>RE1</sup>	0 <sup>RE5</sup>	0 <sup>TCF</sup>	1	1	1	1	0	Ven	
0 <sup>RE1</sup>	0 <sup>RE1</sup>	0 <sup>RE1</sup>	0 <sup>RE5</sup>	0 <sup>TCF</sup>	34	58	46	46	46	Ply	
9 <sup>E1</sup>	2 <sup>E1</sup>	1 <sup>E1</sup>	1 <sup>E1</sup>	1 <sup>TCF</sup>	216	189	285	254	142	Logs	Italy
18 <sup>E1</sup>	19 <sup>E1</sup>	20 <sup>E1</sup>	34 <sup>E1</sup>	20 <sup>TCF</sup>	383	377	392	370	520	Sawn	
7 <sup>E1</sup>	7 <sup>E1</sup>	7 <sup>E1</sup>	7 <sup>C</sup>	7 <sup>X</sup>	62	70	89	93	123	Ven	
50 <sup>E1</sup>	31 <sup>E1</sup>	64 <sup>E1</sup>	67 <sup>E1</sup>	67 <sup>TCF</sup>	114	121	86	135	143	Ply	
0 <sup>RE1</sup>	0 <sup>RE1</sup>	3 <sup>E3</sup>	3 <sup>E5</sup>	3 <sup>X</sup>	0	0	1	1	1	Logs	Luxembourg
0 <sup>RE3</sup>	1 <sup>RE1</sup>	1 <sup>E1</sup>	1 <sup>E5</sup>	1 <sup>X</sup>	2	2	2	1	2	Sawn	
0 <sup>E1</sup>	0 <sup>E1</sup>	1 <sup>CB</sup>	1 <sup>CB</sup>	1 <sup>X</sup>	0	0	1	1	0	Ven	
0 <sup>RE3</sup>	0 <sup>RE1</sup>	0 <sup>RE1</sup>	0 <sup>RE5</sup>	0 <sup>RX</sup>	5	4	3	2	3	Ply	
8 <sup>CB</sup>	15 <sup>CB</sup>	19 <sup>E1</sup>	27 <sup>E1</sup>	2 <sup>TCF</sup>	14	7	0	12	4	Logs	Netherlands
71 <sup>E1</sup>	84 <sup>E1</sup>	84 <sup>E1</sup>	84 <sup>E1</sup>	85 <sup>TCF</sup>	397	378	401	387	380	Sawn	
7 <sup>E1</sup>	3 <sup>E1</sup>	2 <sup>E1</sup>	0 <sup>RE1</sup>	0 <sup>TCF</sup>	3	10	14	16	16	Ven	
21 <sup>E1</sup>	19 <sup>E1</sup>	26 <sup>E1</sup>	56 <sup>E1</sup>	20 <sup>TCF</sup>	177	175	186	137	165	Ply	
0 <sup>RE1</sup>	0 <sup>RE1</sup>	0 <sup>RE1</sup>	0 <sup>RE9</sup>	0 <sup>TCF</sup>	4	3	2	8	8	Logs	Portugal
3 <sup>E1</sup>	4 <sup>E1</sup>	4 <sup>E1</sup>	3 <sup>E9</sup>	4 <sup>TCF</sup>	37	37	30	35	42	Sawn	
1 <sup>E1</sup>	1 <sup>E1</sup>	0 <sup>RE1</sup>	0 <sup>RE9</sup>	0 <sup>TCF</sup>	2	3	4	5	6	Ven	
5 <sup>E1</sup>	4 <sup>E1</sup>	4 <sup>E1</sup>	3 <sup>E9</sup>	4 <sup>TCF</sup>	8	12	8	11	11	Ply	
6 <sup>E1</sup>	4 <sup>E1</sup>	3 <sup>E1</sup>	3 <sup>E1</sup>	3 <sup>TCF</sup>	199	147	113	123	98	Logs	Portugal
9 <sup>E1</sup>	8 <sup>E1</sup>	6 <sup>E1</sup>	19 <sup>CB</sup>	19 <sup>X</sup>	144	132	119	134	134	Sawn	
7 <sup>E1</sup>	6 <sup>E1</sup>	7 <sup>E1</sup>	7 <sup>E1</sup>	7 <sup>ITCF</sup>	14	14	11	5	5	Ven	
2 <sup>E1</sup>	3 <sup>E1</sup>	2 <sup>E1</sup>	8 <sup>E1</sup>	8 <sup>TCF</sup>	20	22	29	54	54	Ply	
1 <sup>E1</sup>	1 <sup>E1</sup>	1 <sup>E1</sup>	4 <sup>E2</sup>	1 <sup>TCF</sup>	104	106	169	166	70	Logs	Spain
7 <sup>E1</sup>	12 <sup>E1</sup>	20 <sup>E1</sup>	35 <sup>E2</sup>	12 <sup>TCF</sup>	334	529	359	437	241	Sawn	
17 <sup>E1</sup>	15 <sup>E1</sup>	11 <sup>E1</sup>	11 <sup>E2</sup>	15 <sup>TCF</sup>	24	28	30	55	45	Ven	
22 <sup>E1</sup>	2 <sup>E1</sup>	1 <sup>E1</sup>	17 <sup>E2</sup>	27 <sup>TCF</sup>	9	145	124	122	141	Ply	
0 <sup>RE1</sup>	0 <sup>RE1</sup>	0 <sup>RE1</sup>	0 <sup>RE1</sup>	0 <sup>TCF</sup>	3	3	2	4	2	Logs	Sweden
1 <sup>E1</sup>	3 <sup>E1</sup>	2 <sup>E1</sup>	2 <sup>E1</sup>	0 <sup>TCF</sup>	12	14	10	7	9	Sawn	
1 <sup>E1</sup>	1 <sup>E1</sup>	2 <sup>E1</sup>	1 <sup>E1</sup>	0 <sup>TCF</sup>	3	3	2	2	3	Ven	
1 <sup>E3</sup>	1 <sup>E3</sup>	1 <sup>E1</sup>	4 <sup>E3</sup>	0 <sup>TCF</sup>	3	4	6	3	7	Ply	
4 <sup>E1</sup>	4 <sup>E1</sup>	2 <sup>E5</sup>	0 <sup>E3</sup>	0 <sup>TCF</sup>	19	19	24	29	30	Logs	U.K.
5 <sup>E1</sup>	7 <sup>E1</sup>	3 <sup>E1</sup>	9 <sup>E1</sup>	10 <sup>TCF</sup>	232	188	180	219	200	Sawn	
2 <sup>E1</sup>	3 <sup>E1</sup>	3 <sup>E1</sup>	2 <sup>E1</sup>	0 <sup>TCF</sup>	10	2	1	7	10	Ven	
24 <sup>E1</sup>	40 <sup>E1</sup>	50 <sup>E1</sup>	24 <sup>E1</sup>	20 <sup>TCF</sup>	471	329	286	344	200	Ply	
<b>1</b>	<b>0</b>	<b>11</b>	<b>4</b>	<b>0</b>	<b>136</b>	<b>156</b>	<b>53</b>	<b>80</b>	<b>4</b>	<b>Logs</b>	<b>Europe Non-EU</b>
<b>1</b>	<b>3</b>	<b>1</b>	<b>1</b>	<b>0</b>	<b>24</b>	<b>22</b>	<b>25</b>	<b>21</b>	<b>25</b>	<b>Sawn</b>	
<b>0</b>	<b>0</b>	<b>0</b>	<b>0</b>	<b>0</b>	<b>1</b>	<b>1</b>	<b>1</b>	<b>2</b>	<b>1</b>	<b>Ven</b>	
<b>1</b>	<b>0</b>	<b>0</b>	<b>0</b>	<b>0</b>	<b>8</b>	<b>8</b>	<b>15</b>	<b>17</b>	<b>15</b>	<b>Ply</b>	
1 <sup>E1</sup>	0 <sup>RE1</sup>	11 <sup>E1</sup>	4 <sup>E1</sup>	0 <sup>TCF</sup>	134	154	49	77	0	Logs	Norway
0 <sup>RE1</sup>	0 <sup>RE1</sup>	0 <sup>CR</sup>	0 <sup>CR</sup>	0 <sup>TCF</sup>	3	3	2	2	2	Sawn	
0 <sup>RE1</sup>	0 <sup>RE1</sup>	0 <sup>CR</sup>	0 <sup>CBR</sup>	0 <sup>RITCF</sup>	0	0	0	2	1	Ven	
1 <sup>E1</sup>	0 <sup>RE1</sup>	0 <sup>CBR</sup>	0 <sup>CR</sup>	0 <sup>TCF</sup>	2	2	7	10	10	Ply	
0 <sup>E1</sup>	0 <sup>CR</sup>	0 <sup>CBR</sup>	0 <sup>CBR</sup>	0 <sup>TCF</sup>	2	2	4	3	4	Logs	Switzerland
1 <sup>E1</sup>	3 <sup>E1</sup>	0 <sup>RE1</sup>	1 <sup>C</sup>	0 <sup>TCF</sup>	22	19	23	20	23	Sawn	
0 <sup>RE1</sup>	0 <sup>RE1</sup>	0 <sup>RE1</sup>	0 <sup>CR</sup>	0 <sup>TCF</sup>	0	0	0	0	0	Ven	
0 <sup>RE1</sup>	0 <sup>RE1</sup>	0 <sup>RE1</sup>	0 <sup>CR</sup>	0 <sup>TCF</sup>	6	6	8	7	5	Ply	
<b>7</b>	<b>8</b>	<b>10</b>	<b>10</b>	<b>11</b>	<b>1</b>	<b>1</b>	<b>0</b>	<b>0</b>	<b>1</b>	<b>Logs</b>	<b>North America</b>
<b>38</b>	<b>52</b>	<b>63</b>	<b>30</b>	<b>21</b>	<b>384</b>	<b>371</b>	<b>339</b>	<b>398</b>	<b>330</b>	<b>Sawn</b>	
<b>32</b>	<b>15</b>	<b>15</b>	<b>15</b>	<b>10</b>	<b>71</b>	<b>141</b>	<b>122</b>	<b>107</b>	<b>43</b>	<b>Ven</b>	
<b>46</b>	<b>43</b>	<b>31</b>	<b>31</b>	<b>31</b>	<b>2435</b>	<b>1948</b>	<b>1976</b>	<b>1526</b>	<b>1604</b>	<b>Ply</b>	

**Table 1-1-b. Production, Trade and Consumption of Tropical Timber by ITTO Consumers (1000 m<sup>3</sup>)**

Country	Product	Production					Imports				
		2004	2005	2006	2007	2008*	2004	2005	2006	2007	2008*
Canada	Logs	0	0	0	0	1 <sup>TCF</sup>	6 <sup>E1</sup>	8 <sup>I</sup>	8 <sup>I</sup>	8 <sup>I</sup>	8 <sup>X</sup>
	Sawn	0 <sup>I</sup>	0 <sup>E2</sup>	0 <sup>E2</sup>	0 <sup>E2</sup>	0 <sup>TCF</sup>	79 <sup>E1</sup>	69 <sup>E2</sup>	38 <sup>E2</sup>	67 <sup>E2</sup>	102 <sup>CI</sup>
	Ven	0 <sup>E5</sup>	0 <sup>E2</sup>	0 <sup>E2</sup>	0 <sup>E2</sup>	0 <sup>TCF</sup>	12 <sup>E1</sup>	10 <sup>E2</sup>	4 <sup>E2</sup>	9 <sup>E2</sup>	6 <sup>TCF</sup>
	Ply	0	0 <sup>E2</sup>	0 <sup>E2</sup>	0 <sup>E2</sup>	0 <sup>TCF</sup>	65 <sup>E8</sup>	95 <sup>E2</sup>	42 <sup>E2</sup>	121 <sup>E2</sup>	200 <sup>C</sup>
U.S.A.	Logs	0	0	0	0	0 <sup>X</sup>	2 <sup>E1</sup>	1 <sup>E2</sup>	1 <sup>E2</sup>	2 <sup>I</sup>	3 <sup>GI</sup>
	Sawn	0 <sup>E1</sup>	0 <sup>E2</sup>	0 <sup>E2</sup>	0 <sup>E2</sup>	0 <sup>TCF</sup>	343 <sup>E1</sup>	354 <sup>E2</sup>	364 <sup>E2</sup>	361 <sup>E2</sup>	249 <sup>TCF</sup>
	Ven	0 <sup>E1</sup>	0 <sup>E2</sup>	0 <sup>E2</sup>	0 <sup>E2</sup>	0 <sup>TCF</sup>	91 <sup>E8</sup>	146 <sup>CB</sup>	133 <sup>CB</sup>	113 <sup>CB</sup>	47 <sup>G</sup>
	Ply	0 <sup>E1</sup>	0 <sup>E2</sup>	0 <sup>E2</sup>	0 <sup>E5</sup>	0 <sup>TCF</sup>	2415 <sup>C</sup>	1896 <sup>C</sup>	1966 <sup>C</sup>	1435 <sup>C</sup>	1435 <sup>X</sup>
North Africa	Logs	0	0	0	0	0	0	0	0	1	1
	Sawn	1	1	1	1	1	1	2	3	1	1
	Ven	0	0	0	0	0	10	14	8	12	12
	Ply	1	8	8	8	8	144	142	97	140	140
Egypt	Logs	0 <sup>X</sup>	0 <sup>X</sup>	0 <sup>X</sup>	0 <sup>X</sup>	0 <sup>X</sup>	0 <sup>CBR</sup>	0 <sup>CR</sup>	0 <sup>CBR</sup>	1 <sup>CB</sup>	1 <sup>X</sup>
	Sawn	1	1 <sup>X</sup>	1 <sup>X</sup>	1 <sup>X</sup>	1 <sup>X</sup>	1 <sup>CB</sup>	2 <sup>CB</sup>	3 <sup>CB</sup>	1 <sup>CB</sup>	1 <sup>X</sup>
	Ven	0	0 <sup>X</sup>	0 <sup>X</sup>	0 <sup>X</sup>	0 <sup>X</sup>	10 <sup>CB</sup>	14 <sup>CB</sup>	8 <sup>CB</sup>	12 <sup>CB</sup>	12 <sup>X</sup>
	Ply	1	8 <sup>I</sup>	8 <sup>X</sup>	8 <sup>X</sup>	8 <sup>X</sup>	144 <sup>CB</sup>	142 <sup>CB</sup>	97 <sup>CB</sup>	140 <sup>CB</sup>	140 <sup>X</sup>
Consumers Total	Logs	2321	3072	3075	4404	5055	11840	11493	10928	11542	9451
	Sawn	1637	1098	2087	1989	2341	7682	7240	6231	6288	5733
	Ven	1011	972	903	893	893	843	923	874	845	754
	Ply	6321	6412	6397	6423	6425	11123	9174	9121	7651	7443
ITTO Total	Logs	134994	134238	136659	143238	143675	14023	12937	12880	13491	11614
	Sawn	40567	41709	43395	43253	44725	9811	9560	8096	7999	7441
	Ven	3620	3636	3453	3647	3753	925	971	927	911	828
	Ply	20510	20083	19871	19893	19948	11551	9621	9574	8079	7819



Exports					Domestic Consumption					Product	Country
2004	2005	2006	2007	2008*	2004	2005	2006	2007	2008*		
6 <sup>E1</sup>	7 <sup>E2</sup>	8 <sup>E2</sup>	8 <sup>E9</sup>	8 <sup>I</sup>	0	1	0	0	1	Logs	Canada
7 <sup>E1</sup>	23 <sup>E2</sup>	17 <sup>E2</sup>	6 <sup>E2</sup>	5 <sup>C</sup>	72	46	21	61	97	Sawn	
5 <sup>E1</sup>	2 <sup>E2</sup>	4 <sup>E2</sup>	2 <sup>E2</sup>	4 <sup>TCF</sup>	7	8	0	7	2	Ven	
3 <sup>E1</sup>	2 <sup>E2</sup>	1 <sup>E2</sup>	1 <sup>E2</sup>	1 <sup>CI</sup>	62	93	41	120	199	Ply	
1 <sup>E1</sup>	1 <sup>E2</sup>	1 <sup>E2</sup>	2 <sup>E2</sup>	3 <sup>GI</sup>	1	0	0	0	0	Logs	U.S.A.
31 <sup>E1</sup>	29 <sup>E2</sup>	46 <sup>E2</sup>	24 <sup>E2</sup>	16 <sup>G</sup>	312	325	318	337	233	Sawn	
27 <sup>E8</sup>	13 <sup>E2</sup>	11 <sup>E2</sup>	13 <sup>E2</sup>	6 <sup>GI</sup>	64	133	122	100	41	Ven	
43 <sup>E1</sup>	41 <sup>E2</sup>	30 <sup>E2</sup>	30 <sup>E2</sup>	30 <sup>TCF</sup>	2372	1855	1936	1405	1405	Ply	
0	0	0	0	0	0	0	0	1	1	Logs	North Africa
0	0	0	0	0	2	3	4	2	2	Sawn	
0	0	0	0	0	10	14	8	12	12	Ven	
0	0	0	0	0	144	149	105	148	148	Ply	
0 <sup>CBR</sup>	0 <sup>C</sup>	0 <sup>CBR</sup>	0 <sup>C</sup>	0 <sup>RX</sup>	0	0	0	1	1	Logs	Egypt
0 <sup>C</sup>	0 <sup>CBR</sup>	0 <sup>C</sup>	0 <sup>CBR</sup>	0 <sup>RX</sup>	2	3	4	2	2	Sawn	
0 <sup>CBR</sup>	0 <sup>CBR</sup>	0 <sup>CBR</sup>	0 <sup>CBR</sup>	0 <sup>RX</sup>	10	14	8	12	12	Ven	
0 <sup>CBR</sup>	0 <sup>CBR</sup>	0 <sup>C</sup>	0 <sup>CBR</sup>	0 <sup>RX</sup>	144	149	105	148	148	Ply	
127	120	133	125	76	14033	14445	13871	15820	14430	Logs	Consumers Total
488	601	657	589	492	8831	7737	7661	7688	7582	Sawn	
128	99	124	119	106	1725	1797	1653	1619	1542	Ven	
1274	1480	1618	931	832	16169	14106	13900	13142	13036	Ply	
12091	13865	12934	13046	13009	136926	133311	136604	143683	142280	Logs	ITTO Total
11896	11252	11641	11629	11567	38483	40017	39850	39623	40599	Sawn	
1273	1234	1133	1115	1101	3272	3372	3248	3444	3480	Ven	
10437	9790	10652	9748	9242	21624	19914	18793	18223	18526	Ply	

Table 1-1-c. Production, Trade and Consumption of All Timber by ITTO Producers (1000 m<sup>3</sup>)

Country	Product	Species	Production					Imports				
			2004	2005	2006	2007	2008*	2004	2005	2006	2007	2008*
Africa	Logs	All	18005	17633	18805	18175	18063	0	11	1	0	0
		C	25	25	25	25	25	0	0	0	0	0
	Sawn	All	4342	4688	4732	4586	4601	5	76	8	4	4
		C	12	12	12	12	12	4	68	2	2	2
	Ven	All	4330	4676	4720	4574	4589	2	8	5	2	2
		C	692	757	711	827	913	8	7	0	1	1
	Ply	All	691	756	710	826	912	3	0	0	0	0
		C	691	756	710	826	912	5	6	0	1	1
		All	402	440	449	436	407	22	41	7	11	11
		C	13	14	14	14	14	7	8	5	6	5
	NC	388	426	434	422	392	15	32	2	6	6	
Cameroon	Logs	All	1750 <sup>1</sup>	2269 <sup>1</sup>	2778 <sup>1</sup>	2274 <sup>1</sup>	2266 <sup>1</sup>	0	0	0 CBR	0 CBR	0 RX
		C	0 <sup>1</sup>	0 <sup>1</sup>	0 <sup>1</sup>	0 <sup>1</sup>	0 <sup>X</sup>	0	0	0 CBR	0 CBR	0 RX
		NC	1750	2269 <sup>*</sup>	2778 <sup>*</sup>	2274 <sup>*</sup>	2266 <sup>*</sup>	0	0	0 CBR	0 CBR	0 RX
	Sawn	All	702 <sup>1</sup>	1000 <sup>1</sup>	1000 <sup>1</sup>	773 <sup>1</sup>	773 <sup>X</sup>	0 R	2 <sup>1</sup>	0 CBR	1 CB	1 X
		C	0 <sup>1</sup>	0 <sup>1</sup>	0 <sup>1</sup>	0 <sup>1</sup>	0 <sup>X</sup>	0	0	0 CBR	0 CBR	0 RX
		NC	702	1000 <sup>1</sup>	1000 <sup>X</sup>	773 <sup>*</sup>	773 <sup>X</sup>	0 R	2 CB	0 CBR	1 CB	1 X
	Ven	All	43 <sup>1</sup>	53 <sup>1</sup>	76 <sup>1</sup>	85 <sup>1</sup>	79 <sup>1</sup>	0 R	0 RI	0 CR	0 RI	0 RX
		C	0 <sup>1</sup>	0 <sup>1</sup>	0 <sup>1</sup>	0 <sup>1</sup>	0 <sup>X</sup>	0	0	0 C	0 C	0 X
		NC	43 <sup>1</sup>	53 <sup>1</sup>	76 <sup>1</sup>	85 <sup>1</sup>	79 <sup>1</sup>	0 R	0 CBR	0 CR	0 CBR	0 RX
	Ply	All	36 <sup>1</sup>	36 <sup>1</sup>	27 <sup>1</sup>	32 <sup>1</sup>	24 <sup>1</sup>	0 WR	0 WR	0 CBR	0 CBR	0 RX
		C	0 <sup>1</sup>	0 <sup>1</sup>	0 <sup>1</sup>	0 <sup>1</sup>	0 <sup>X</sup>	0 WR	0 WR	0 CBR	0 CBR	0 RX
		NC	36 <sup>1</sup>	36 <sup>1</sup>	27 <sup>1</sup>	32 <sup>1</sup>	24 <sup>1</sup>	0 WR	0 WR	0 CBR	0 CBR	0 RX
Central African Republic	Logs	All	509 <sup>1</sup>	449 <sup>1</sup>	620 <sup>1</sup>	533 <sup>1</sup>	533 <sup>X</sup>	0	0 <sup>1</sup>	0 C	0 C	0 X
		C	0	0	0	0	0	0	0 C	0 C	0 C	0 X
		NC	509 <sup>1</sup>	449 <sup>1</sup>	620 <sup>1</sup>	533 <sup>1</sup>	533 <sup>X</sup>	0	0 CB	0 C	0 C	0 X
	Sawn	All	67 <sup>1</sup>	69 <sup>1</sup>	82 <sup>1</sup>	95 <sup>1</sup>	95 <sup>X</sup>	0 RI	0 RI	0 FR	0 RI	0 RX
		C	0 <sup>1</sup>	0 <sup>1</sup>	0 <sup>1</sup>	0 <sup>1</sup>	0 <sup>X</sup>	0	0 CR	0 FR	0 C	0 X
		NC	67 <sup>1</sup>	69 <sup>1</sup>	82 <sup>1</sup>	95 <sup>1</sup>	95 <sup>X</sup>	0 CBR	0 CBR	0 FR	0 CBR	0 RX
	Ven	All	1 <sup>1</sup>	1 <sup>1</sup>	1 <sup>1</sup>	1 <sup>1</sup>	1 <sup>X</sup>	0	0 CR	0 C	0 C	0 X
		C	0 <sup>1</sup>	0 <sup>1</sup>	0 <sup>1</sup>	0 <sup>1</sup>	0 <sup>X</sup>	0	0 C	0 C	0 C	0 X
		NC	1 <sup>X</sup>	1 <sup>X</sup>	1 <sup>X</sup>	1 <sup>X</sup>	1 <sup>X</sup>	0	0 CR	0 C	0 C	0 X
	Ply	All	1 <sup>1</sup>	0 <sup>RI</sup>	1 <sup>1</sup>	1 <sup>1</sup>	1 <sup>X</sup>	0	0 RI	0 RI	0 RI	0 RX
		C	0 <sup>1</sup>	0 <sup>1</sup>	0 <sup>1</sup>	0 <sup>1</sup>	0 <sup>X</sup>	0	0 CBR	0 CBR	0 C	0 X
		NC	1 <sup>1</sup>	0 <sup>RI</sup>	1 <sup>1</sup>	1 <sup>1</sup>	1 <sup>X</sup>	0	0 C	0 C	0 CBR	0 RX
Congo, Dem. Rep.	Logs	All	300 <sup>1</sup>	300 <sup>1</sup>	300 <sup>1</sup>	300 <sup>1</sup>	300 <sup>X</sup>	0 RI	11 <sup>1</sup>	0 RI	0 RI	0 RX
		C	0 <sup>1</sup>	0 <sup>1</sup>	0 <sup>1</sup>	0 <sup>1</sup>	0 <sup>X</sup>	0 C	0 C	0 C	0 C	0 X
		NC	300 <sup>1</sup>	300 <sup>X</sup>	300 <sup>X</sup>	300 <sup>X</sup>	300 <sup>X</sup>	0 CBR	11 CB	0 CBR	0 CBR	0 RX
	Sawn	All	70 <sup>1</sup>	81 <sup>1</sup>	92 <sup>1</sup>	92 <sup>1</sup>	92 <sup>X</sup>	0 RI	65 <sup>CB</sup>	1 <sup>1</sup>	0 CBR	0 RX
		C	0 <sup>1</sup>	0 <sup>1</sup>	0 <sup>1</sup>	0 <sup>1</sup>	0 <sup>X</sup>	0	64 CB	0 C	0 CBR	0 RX
		NC	70 <sup>1</sup>	81 <sup>1</sup>	92 <sup>1</sup>	92 <sup>X</sup>	92 <sup>X</sup>	0 C	0 CBR	1 CB	0 CBR	0 RX
	Ven	All	1 <sup>1</sup>	1 <sup>1</sup>	3 <sup>1</sup>	3 <sup>1</sup>	3 <sup>X</sup>	0 CR	0 RI	0 RI	0 RI	0 RX
		C	0 <sup>1</sup>	0 <sup>1</sup>	0 <sup>1</sup>	0 <sup>1</sup>	0 <sup>X</sup>	0	0 C	0 C	0 C	0 X
		NC	1 <sup>X</sup>	1 <sup>X</sup>	3 <sup>1</sup>	3 <sup>X</sup>	3 <sup>X</sup>	0 CR	0 CBR	0 CBR	0 CBR	0 RX
	Ply	All	1 <sup>1</sup>	1 <sup>1</sup>	1 <sup>1</sup>	1 <sup>1</sup>	1 <sup>X</sup>	1 CB	3 CB	3 CB	3 <sup>1</sup>	3 <sup>X</sup>
		C	0 <sup>1</sup>	0 <sup>1</sup>	0 <sup>1</sup>	0 <sup>1</sup>	0 <sup>X</sup>	1 CB	2 CB	3 CB	3 CB	3 <sup>X</sup>
		NC	1 <sup>X</sup>	1 <sup>X</sup>	1 <sup>X</sup>	1 <sup>X</sup>	1 <sup>X</sup>	0 CBR	1 CB	0 CBR	0 C	0 X
Congo, Rep.	Logs	All	1448 <sup>1</sup>	1369 <sup>1</sup>	1316 <sup>1</sup>	1316 <sup>1</sup>	1316 <sup>X</sup>	0	0	0	0	0 X
		C	0 <sup>1</sup>	0 <sup>1</sup>	0 <sup>1</sup>	0 <sup>1</sup>	0 <sup>X</sup>	0	0	0	0	0 X
		NC	1448	1369	1316	1316 <sup>X</sup>	1316 <sup>X</sup>	0	0	0	0	0 X
	Sawn	All	200 <sup>1</sup>	209 <sup>1</sup>	268 <sup>1</sup>	268 <sup>1</sup>	268 <sup>X</sup>	0 RI	0 CBR	0 RI	0 CBR	0 RX
		C	0 <sup>1</sup>	0 <sup>1</sup>	0 <sup>1</sup>	0 <sup>1</sup>	0 <sup>X</sup>	0	0 CBR	0	0 CBR	0 RX
		NC	200	209	268	268 <sup>X</sup>	268 <sup>X</sup>	0 CBR	0 CBR	0 CBR	0 CBR	0 RX
	Ven	All	9 <sup>1</sup>	14 <sup>1</sup>	5 <sup>1</sup>	5 <sup>1</sup>	5 <sup>X</sup>	0 RI	0 RI	0 RI	0 CBR	0 RX
		C	0 <sup>1</sup>	0 <sup>1</sup>	0 <sup>1</sup>	0 <sup>1</sup>	0 <sup>X</sup>	0	0	0	0 CBR	0 RX
		NC	9	14	5 <sup>1</sup>	5 <sup>X</sup>	5 <sup>X</sup>	0 CBR	0 CBR	0 CBR	0 CBR	0 RX
	Ply	All	4 <sup>1</sup>	6 <sup>1</sup>	6 <sup>1</sup>	6 <sup>1</sup>	6 <sup>X</sup>	4 CB	5 CB	0 RI	1 CB	1 X
		C	0 <sup>1</sup>	0 <sup>1</sup>	0 <sup>1</sup>	0 <sup>1</sup>	0 <sup>X</sup>	3 CB	5 CB	0 C	1 CB	0 RX
		NC	4 <sup>1</sup>	6	6	6 <sup>X</sup>	6 <sup>X</sup>	0 CBR	0 CBR	0 CBR	0 CBR	0 RX
Côte d'Ivoire	Logs	All	1678 <sup>1</sup>	1347 <sup>1</sup>	1408 <sup>1</sup>	1469 <sup>1</sup>	1469 <sup>X</sup>	0 <sup>1</sup>	0 CR	0 RI	0 <sup>1</sup>	0 X
		C	0 <sup>1</sup>	0 <sup>1</sup>	0 <sup>1</sup>	0 <sup>1</sup>	0 <sup>X</sup>	0 C	0 C	0 C	0 C	0 X
		NC	1678	1347	1408	1469	1469 <sup>X</sup>	0	0 CR	0 CBR	0 CB	0 X
	Sawn	All	615 <sup>1</sup>	503 <sup>1</sup>	442 <sup>1</sup>	456 <sup>1</sup>	471 <sup>1</sup>	0 RI	0 CR	0 RI	0 RI	0 RX
		C	0 <sup>1</sup>	0 <sup>1</sup>	0 <sup>1</sup>	0 <sup>1</sup>	0 <sup>X</sup>	0 CBR	0 C	0 CBR	0 CBR	0 RX
		NC	615 <sup>1</sup>	503 <sup>1</sup>	442 <sup>1</sup>	456 <sup>1</sup>	471 <sup>1</sup>	0 CR	0 CR	0 CR	0 CR	0 RX
	Ven	All	206 <sup>1</sup>	240 <sup>1</sup>	262 <sup>1</sup>	313 <sup>1</sup>	396 <sup>X</sup>	0 CR	0 RI	0 RI	0 RI	0 RX
		C	0 <sup>1</sup>	0 <sup>1</sup>	0 <sup>1</sup>	0 <sup>1</sup>	0 <sup>X</sup>	0 C	0 CBR	0 CR	0 CR	0 RX
		NC	206 <sup>X</sup>	240	262 <sup>1</sup>	313 <sup>1</sup>	396 <sup>1</sup>	0 CR	0 CR	0 CB	0 CBR	0 RX
	Ply	All	62 <sup>1</sup>	61 <sup>1</sup>	88 <sup>1</sup>	82 <sup>1</sup>	81 <sup>1</sup>	1 C	0 CR	0 RI	0 CBR	0 RX
		C	0 <sup>1</sup>	0 <sup>1</sup>	0 <sup>1</sup>	0 <sup>1</sup>	0 <sup>X</sup>	1 C	0 CR	0 CBR	0 CBR	0 RX
		NC	62	61	88 <sup>1</sup>	82 <sup>1</sup>	81 <sup>1</sup>	0 CR	0 CR	0 C	0 CBR	0 RX
Gabon	Logs	All	3500 <sup>1</sup>	3200 <sup>1</sup>	3500 <sup>1</sup>	3400 <sup>1</sup>	3400 <sup>X</sup>	0	0	0	0	0
		C	0 <sup>1</sup>	0 <sup>1</sup>	0 <sup>1</sup>	0 <sup>1</sup>	0 <sup>X</sup>	0	0	0	0	0
		NC	3500	3200	3500	3400	3400 <sup>X</sup>	0	0	0	0	0
	Sawn	All	133 <sup>1</sup>	230 <sup>1</sup>	235 <sup>1</sup>	296 <sup>1</sup>	296 <sup>X</sup>	0 RI	0 RI	0 CR	0	0
		C	0 <sup>1</sup>	0 <sup>1</sup>	0 <sup>1</sup>	0 <sup>1</sup>	0 <sup>X</sup>	0 R	0 R	0 CR	0	0
		NC	133	230	235	296 <sup>*</sup>	296 <sup>X</sup>	0 CR	0 CR	0 CR	0	0
	Ven	All	130 <sup>1</sup>	145 <sup>1</sup>	150 <sup>1</sup>	182 <sup>1</sup>	182 <sup>X</sup>	8	2	0 CR	0	0
		C	0 <sup>1</sup>	0 <sup>1</sup>	0 <sup>1</sup>	0 <sup>1</sup>	0 <sup>X</sup>	3	0	0	0	0
		NC	130 <sup>1</sup>	145	150	182	182 <sup>X</sup>	5	2	0 CR	0	0
	Ply	All	103 <sup>1</sup>	146 <sup>1</sup>	142 <sup>1</sup>	85 <sup>1</sup>	85 <sup>X</sup>	13 <sup>1</sup>	27 <sup>1</sup>	0 CR	1 CB	1 X
		C	0 <sup>1</sup>	0 <sup>1</sup>	0 <sup>1</sup>	0 <sup>1</sup>	0 <sup>X</sup>	1 C	1 C	0 CR	0 CBR	0 RX
		NC	103 <sup>1</sup>	146 <sup>1</sup>	142	85	85 <sup>X</sup>	13	26	0 CR	0 CBR	0 RX

Exports					Domestic Consumption					Species	Product	Country
2004	2005	2006	2007	2008*	2004	2005	2006	2007	2008*			
2989	2904	3331	3545	3556	15016	14741	15475	14630	14507	All	Logs	
0	0	0	0	0	25	25	25	25	25	C		
2989	2904	3330	3545	3556	14991	14716	15450	14605	14481	NC		
1832	1884	1723	1726	1679	2515	2880	3017	2864	2926	All	Sawn	
1	0	1	1	1	15	80	14	13	13	C		
1832	1884	1722	1726	1678	2500	2800	3003	2851	2913	NC		
440	389	352	321	309	261	375	360	506	605	All	Ven	Africa
0	0	0	0	0	4	1	1	1	1	C		
440	389	352	321	309	257	374	358	505	604	NC		
161	135	194	263	242	263	346	262	185	176	All	Ply	
0	0	0	0	0	20	22	19	20	20	C		
161	135	194	263	242	243	324	243	165	156	NC		
151 <sup>1</sup>	146 <sup>1</sup>	316 <sup>1</sup>	266 <sup>1</sup>	258 <sup>1</sup>	1599	2123	2462	2008	2008	All	Logs	Cameroon
0 <sup>C</sup>	0 <sup>C</sup>	0 <sup>C</sup>	0 <sup>C</sup>	0 <sup>X</sup>	0	0	0	0	0	C		
151 <sup>1</sup>	146 <sup>1</sup>	316 <sup>1</sup>	266 <sup>1</sup>	258 <sup>1</sup>	1599	2123	2462	2008	2008	NC		
682 <sup>1</sup>	661 <sup>1</sup>	601 <sup>1</sup>	613 <sup>1</sup>	578 <sup>1</sup>	20	341	399	161	196	All	Sawn	
0 <sup>C</sup>	0 <sup>C</sup>	0 <sup>C</sup>	0 <sup>C</sup>	0 <sup>X</sup>	0	0	0	0	0	C		
682	661 <sup>1</sup>	601 <sup>1</sup>	613 <sup>1</sup>	578 <sup>1</sup>	20	341	399	161	196	NC		
32 <sup>1</sup>	39 <sup>1</sup>	57 <sup>1</sup>	64 <sup>1</sup>	59 <sup>1</sup>	11	14	19	21	20	All	Ven	
0 <sup>C</sup>	0 <sup>C</sup>	0 <sup>C</sup>	0 <sup>C</sup>	0 <sup>X</sup>	0	0	0	0	0	C		
32 <sup>CB</sup>	39 <sup>CB</sup>	57 <sup>1</sup>	64 <sup>1</sup>	59 <sup>1</sup>	11	14	19	21	20	NC		
23 <sup>1</sup>	23 <sup>1</sup>	20 <sup>1</sup>	24 <sup>1</sup>	18 <sup>1</sup>	14	14	7	8	6	All	Ply	
0 <sup>1</sup>	0 <sup>1</sup>	0 <sup>1</sup>	0 <sup>1</sup>	0 <sup>X</sup>	0	0	0	0	0	C		
23	23	20 <sup>1</sup>	24 <sup>1</sup>	18 <sup>1</sup>	14	14	7	8	6	NC		
93 <sup>1</sup>	87 <sup>1</sup>	97 <sup>1</sup>	78 <sup>1</sup>	78 <sup>X</sup>	416	363	522	455	455	All	Logs	Central African Republic
0 <sup>1</sup>	0 <sup>1</sup>	0 <sup>1</sup>	0 <sup>1</sup>	0 <sup>X</sup>	0	0	0	0	0	C		
93 <sup>CB</sup>	87 <sup>CB</sup>	97 <sup>CB</sup>	78 <sup>CB</sup>	78 <sup>X</sup>	416	363	522	455	455	NC		
11 <sup>1</sup>	10 <sup>1</sup>	15 <sup>1</sup>	19 <sup>1</sup>	19 <sup>X</sup>	56	59	67	76	76	All	Sawn	
0 <sup>1</sup>	0 <sup>1</sup>	0 <sup>1</sup>	0 <sup>1</sup>	0 <sup>X</sup>	0	0	0	0	0	C		
11 <sup>CB</sup>	10 <sup>CB</sup>	15 <sup>CB</sup>	19 <sup>CB</sup>	19 <sup>X</sup>	56	59	67	76	76	NC		
0 <sup>RI</sup>	0 <sup>RI</sup>	0 <sup>RI</sup>	0 <sup>RI</sup>	0 <sup>RX</sup>	1	1	1	1	1	All	Ven	
0 <sup>1</sup>	0 <sup>1</sup>	0 <sup>1</sup>	0 <sup>1</sup>	0 <sup>X</sup>	0	0	0	0	0	C		
0 <sup>CBR</sup>	0 <sup>CBR</sup>	0 <sup>CBR</sup>	0 <sup>CBR</sup>	0 <sup>RX</sup>	1	1	1	1	1	NC		
0 <sup>RI</sup>	0 <sup>1</sup>	0 <sup>1</sup>	0 <sup>1</sup>	0 <sup>X</sup>	1	0	1	1	1	All	Ply	
0 <sup>1</sup>	0 <sup>1</sup>	0 <sup>1</sup>	0 <sup>1</sup>	0 <sup>X</sup>	0	0	0	0	0	C		
0 <sup>RI</sup>	0 <sup>C</sup>	0 <sup>CB</sup>	0 <sup>CB</sup>	0 <sup>X</sup>	1	0	1	1	1	NC		
101 <sup>1</sup>	127 <sup>1</sup>	205 <sup>1</sup>	298 <sup>1</sup>	298 <sup>X</sup>	199	184	95	2	2	All	Logs	Congo, Dem. Rep.
0 <sup>1</sup>	0 <sup>1</sup>	0 <sup>1</sup>	0 <sup>1</sup>	0 <sup>X</sup>	0	0	0	0	0	C		
101 <sup>CB</sup>	127 <sup>CB</sup>	205 <sup>CB</sup>	298 <sup>CB</sup>	298 <sup>X</sup>	199	184	95	2	2	NC		
28 <sup>1</sup>	44 <sup>1</sup>	74 <sup>1</sup>	63 <sup>1</sup>	63 <sup>X</sup>	43	102	19	29	29	All	Sawn	
0 <sup>1</sup>	0 <sup>1</sup>	0 <sup>1</sup>	0 <sup>1</sup>	0 <sup>X</sup>	0	64	0	0	0	C		
28 <sup>CB</sup>	44 <sup>CB</sup>	74 <sup>CB</sup>	63 <sup>CB</sup>	63 <sup>X</sup>	42	37	19	29	29	NC		
1 <sup>1</sup>	1 <sup>1</sup>	2 <sup>1</sup>	1 <sup>1</sup>	1 <sup>X</sup>	0	0	1	2	2	All	Ven	
0 <sup>1</sup>	0 <sup>1</sup>	0 <sup>1</sup>	0 <sup>1</sup>	0 <sup>X</sup>	0	0	0	0	0	C		
1	1 <sup>CB</sup>	2 <sup>CB</sup>	1 <sup>CB</sup>	1 <sup>X</sup>	0	0	1	2	2	NC		
0 <sup>1</sup>	0 <sup>RI</sup>	0 <sup>RI</sup>	0 <sup>RI</sup>	0 <sup>RX</sup>	2	4	4	4	4	All	Ply	
0 <sup>1</sup>	0 <sup>1</sup>	0 <sup>1</sup>	0 <sup>1</sup>	0 <sup>X</sup>	1	2	3	3	3	C		
0	0 <sup>CBR</sup>	0 <sup>CBR</sup>	0 <sup>CBR</sup>	0 <sup>RX</sup>	1	2	1	1	1	NC		
844 <sup>1</sup>	710 <sup>1</sup>	633 <sup>1</sup>	644 <sup>1</sup>	644 <sup>X</sup>	604	659	683	671	671	All	Logs	Congo, Rep.
0 <sup>1</sup>	0 <sup>1</sup>	0 <sup>1</sup>	0 <sup>1</sup>	0 <sup>X</sup>	0	0	0	0	0	C		
844	710	633	644 <sup>CB</sup>	644 <sup>X</sup>	604	659	683	671	671	NC		
143 <sup>1</sup>	163 <sup>1</sup>	181 <sup>1</sup>	136 <sup>1</sup>	136 <sup>X</sup>	57	46	86	132	132	All	Sawn	
0 <sup>1</sup>	0 <sup>1</sup>	0 <sup>1</sup>	0 <sup>1</sup>	0 <sup>X</sup>	0	0	0	0	0	C		
143	163 <sup>F</sup>	181 <sup>F</sup>	136 <sup>F</sup>	136 <sup>X</sup>	57	46	86	132	132	NC		
5 <sup>1</sup>	5 <sup>1</sup>	2 <sup>1</sup>	4 <sup>1</sup>	4 <sup>X</sup>	4	10	3	1	1	All	Ven	
0 <sup>1</sup>	0 <sup>1</sup>	0 <sup>1</sup>	0 <sup>1</sup>	0 <sup>X</sup>	0	0	0	0	0	C		
5 <sup>CB</sup>	5 <sup>CB</sup>	2 <sup>CB</sup>	4 <sup>CB</sup>	4 <sup>X</sup>	4	10	3	1	1	NC		
1 <sup>1</sup>	2 <sup>1</sup>	3 <sup>1</sup>	2 <sup>1</sup>	2 <sup>X</sup>	7	10	3	4	4	All	Ply	
0 <sup>1</sup>	0 <sup>1</sup>	0 <sup>1</sup>	0 <sup>1</sup>	0 <sup>X</sup>	3	5	0	1	0	C		
1 <sup>CB</sup>	2 <sup>CB</sup>	3 <sup>CB</sup>	2 <sup>CB</sup>	2 <sup>X</sup>	4	5	3	4	4	NC		
122 <sup>1</sup>	142 <sup>1</sup>	138 <sup>1</sup>	110 <sup>1</sup>	110 <sup>X</sup>	1556	1204	1271	1358	1358	All	Logs	Côte d'Ivoire
0 <sup>1</sup>	0 <sup>1</sup>	0 <sup>1</sup>	0 <sup>1</sup>	0 <sup>X</sup>	0	0	0	0	0	C		
122	142	138 <sup>CB</sup>	110 <sup>CB</sup>	110 <sup>X</sup>	1556	1204	1271	1358	1358	NC		
608 <sup>1</sup>	501 <sup>1</sup>	364 <sup>1</sup>	327 <sup>1</sup>	327 <sup>X</sup>	7	2	78	130	145	All	Sawn	
0 <sup>1</sup>	0 <sup>1</sup>	0 <sup>1</sup>	0 <sup>1</sup>	0 <sup>X</sup>	0	0	0	0	0	C		
608 <sup>CB</sup>	501 <sup>CB</sup>	364 <sup>C</sup>	327 <sup>C</sup>	327 <sup>X</sup>	7	2	78	130	145	NC		
170 <sup>1</sup>	108 <sup>1</sup>	94 <sup>1</sup>	102 <sup>1</sup>	102 <sup>X</sup>	36	133	168	210	294	All	Ven	
0 <sup>1</sup>	0 <sup>1</sup>	0 <sup>1</sup>	0 <sup>1</sup>	0 <sup>X</sup>	0	0	0	0	0	C		
170	108 <sup>C</sup>	94 <sup>C</sup>	102 <sup>C</sup>	102 <sup>X</sup>	36	133	168	210	294	NC		
40 <sup>1</sup>	29 <sup>1</sup>	23 <sup>1</sup>	50 <sup>1</sup>	50 <sup>X</sup>	22	32	65	32	31	All	Ply	
0 <sup>1</sup>	0 <sup>1</sup>	0 <sup>1</sup>	0 <sup>1</sup>	0 <sup>X</sup>	1	0	0	0	0	C		
40	29 <sup>CB</sup>	23 <sup>C</sup>	50 <sup>C</sup>	50 <sup>X</sup>	22	32	65	32	31	NC		
1513 <sup>1</sup>	1586 <sup>1</sup>	1769 <sup>1</sup>	1938 <sup>1</sup>	1938 <sup>X</sup>	1987	1614	1731	1462	1462	All	Logs	Gabon
0 <sup>1</sup>	0 <sup>1</sup>	0 <sup>1</sup>	0 <sup>1</sup>	0 <sup>X</sup>	0	0	0	0	0	C		
1513 <sup>1</sup>	1586	1769	1938	1938 <sup>X</sup>	1987	1614	1731	1462	1462	NC		
124 <sup>1</sup>	207 <sup>1</sup>	207 <sup>1</sup>	253 <sup>1</sup>	260 <sup>1</sup>	9	23	28	43	36	All	Sawn	
0 <sup>1</sup>	0 <sup>1</sup>	0 <sup>1</sup>	0 <sup>1</sup>	0 <sup>X</sup>	0	0	0	0	0	C		
124	207	207	253	260 <sup>1</sup>	9	23	28	43	36	NC		
129 <sup>1</sup>	138 <sup>1</sup>	125 <sup>1</sup>	81 <sup>1</sup>	81 <sup>X</sup>	9	9	25	101	101	All	Ven	
0 <sup>1</sup>	0 <sup>1</sup>	0 <sup>1</sup>	0 <sup>1</sup>	0 <sup>X</sup>	3	0	0	0	0	C		
129 <sup>C</sup>	138 <sup>C</sup>	125	81 <sup>CB</sup>	81 <sup>X</sup>	6	9	25	101	101	NC		
23 <sup>1</sup>	23 <sup>1</sup>	45 <sup>1</sup>	58 <sup>1</sup>	58 <sup>X</sup>	94	150	97	28	28	All	Ply	
0 <sup>1</sup>	0 <sup>1</sup>	0 <sup>1</sup>	0 <sup>1</sup>	0 <sup>X</sup>	1	1	0	0	0	C		
23 <sup>CB</sup>	23 <sup>CB</sup>	45	58	58 <sup>X</sup>	93	149	97	27	27	NC		

Table 1-1-c. Production, Trade and Consumption of All Timber by ITTO Producers (1000 m<sup>3</sup>)

Country	Product	Species	Production					Imports				
			2004	2005	2006	2007	2008*	2004	2005	2006	2007	2008*
Ghana	Logs	All	1370 <sup>I</sup>	1220 <sup>I</sup>	1324 <sup>I</sup>	1324 <sup>I</sup>	1220 <sup>I</sup>	0	0	0	0	0 <sup>X</sup>
		C	20 <sup>X</sup>	20 <sup>X</sup>	20 <sup>X</sup>	20 <sup>X</sup>	20 <sup>X</sup>	0	0	0	0	0 <sup>X</sup>
		NC	1350	1200	1304	1304	1200	0	0	0	0	0 <sup>X</sup>
	Sawn	All	490 <sup>I</sup>	530 <sup>I</sup>	537 <sup>I</sup>	530 <sup>I</sup>	510 <sup>I</sup>	0	1 <sup>I</sup>	5 <sup>CB</sup>	1 <sup>CB</sup>	1 <sup>X</sup>
		C	10 <sup>X</sup>	10 <sup>X</sup>	10 <sup>X</sup>	10 <sup>X</sup>	10 <sup>X</sup>	0	1 <sup>CB</sup>	2 <sup>CB</sup>	1 <sup>CB</sup>	1 <sup>X</sup>
		NC	480	520	527	520	500	0	1	4 <sup>CB</sup>	0 <sup>CBR</sup>	0 <sup>RX</sup>
	Ven	All	301 <sup>I</sup>	301 <sup>I</sup>	213 <sup>I</sup>	236 <sup>I</sup>	245 <sup>I</sup>	0	0	0 <sup>RI</sup>	0 <sup>RI</sup>	1
		C	1 <sup>X</sup>	1 <sup>X</sup>	1 <sup>X</sup>	1 <sup>X</sup>	1 <sup>X</sup>	0	0	0	0	0
		NC	300	300	212	235	244	0	0	0 <sup>CBR</sup>	0 <sup>CBR</sup>	1
	Ply	All	140 <sup>I</sup>	133 <sup>I</sup>	128 <sup>I</sup>	173 <sup>I</sup>	153 <sup>I</sup>	0 <sup>RI</sup>	0 <sup>CR</sup>	0 <sup>CR</sup>	1 <sup>CB</sup>	1 <sup>RX</sup>
		C	13 <sup>X</sup>	13 <sup>X</sup>	13 <sup>X</sup>	13 <sup>X</sup>	13 <sup>X</sup>	0 <sup>CR</sup>	0 <sup>CR</sup>	0 <sup>CR</sup>	1 <sup>CB</sup>	1 <sup>RX</sup>
		NC	127	120	115	160	140	0 <sup>CBR</sup>	0 <sup>CR</sup>	0 <sup>CR</sup>	0 <sup>CBR</sup>	0 <sup>RX</sup>
Liberia	Logs	All	280 <sup>I</sup>	280 <sup>I</sup>	360 <sup>I</sup>	360 <sup>I</sup>	360 <sup>X</sup>	0 <sup>RI</sup>	0 <sup>CBR</sup>	0 <sup>RI</sup>	0 <sup>C</sup>	0 <sup>X</sup>
		C	0 <sup>I</sup>	0 <sup>I</sup>	0 <sup>I</sup>	0 <sup>I</sup>	0 <sup>X</sup>	0 <sup>C</sup>	0 <sup>CBR</sup>	0 <sup>C</sup>	0 <sup>C</sup>	0 <sup>X</sup>
		NC	280 <sup>F</sup>	280 <sup>F</sup>	360 <sup>F</sup>	360 <sup>F</sup>	360 <sup>X</sup>	0 <sup>F</sup>	0 <sup>CBR</sup>	0 <sup>CBR</sup>	0 <sup>C</sup>	0 <sup>X</sup>
	Sawn	All	50 <sup>F</sup>	50 <sup>F</sup>	60	60	80	3 <sup>CB</sup>	2 <sup>I</sup>	0 <sup>CBR</sup>	0 <sup>CBR</sup>	0 <sup>RX</sup>
		C	0 <sup>I</sup>	0 <sup>I</sup>	0	0	0	3 <sup>CB</sup>	2 <sup>CB</sup>	0 <sup>CBR</sup>	0 <sup>CBR</sup>	0 <sup>RX</sup>
		NC	50 <sup>F</sup>	50 <sup>F</sup>	60	60	80	0 <sup>CBR</sup>	0 <sup>F</sup>	0 <sup>CBR</sup>	0 <sup>CBR</sup>	0 <sup>RX</sup>
	Ven	All	0 <sup>I</sup>	0 <sup>I</sup>	0 <sup>I</sup>	0 <sup>I</sup>	0 <sup>X</sup>	0 <sup>RI</sup>	0 <sup>RI</sup>	0 <sup>C</sup>	0 <sup>RI</sup>	0 <sup>RX</sup>
		C	0 <sup>I</sup>	0 <sup>I</sup>	0 <sup>I</sup>	0 <sup>I</sup>	0 <sup>X</sup>	0 <sup>C</sup>	0 <sup>CBR</sup>	0 <sup>C</sup>	0 <sup>C</sup>	0 <sup>X</sup>
		NC	0 <sup>X</sup>	0 <sup>X</sup>	0 <sup>X</sup>	0 <sup>X</sup>	0 <sup>X</sup>	0 <sup>CBR</sup>	0 <sup>C</sup>	0 <sup>C</sup>	0 <sup>CBR</sup>	0 <sup>RX</sup>
	Ply	All	0 <sup>I</sup>	0 <sup>I</sup>	0 <sup>I</sup>	0 <sup>I</sup>	0 <sup>X</sup>	1 <sup>CB</sup>	3 <sup>CB</sup>	1 <sup>CB</sup>	0 <sup>CBR</sup>	0 <sup>RX</sup>
		C	0 <sup>I</sup>	0 <sup>I</sup>	0 <sup>I</sup>	0 <sup>I</sup>	0 <sup>X</sup>	1 <sup>CB</sup>	0 <sup>CBR</sup>	1 <sup>CB</sup>	0 <sup>CBR</sup>	0 <sup>RX</sup>
		NC	0 <sup>X</sup>	0 <sup>X</sup>	0 <sup>X</sup>	0 <sup>X</sup>	0 <sup>X</sup>	0 <sup>CBR</sup>	3 <sup>CB</sup>	0 <sup>CBR</sup>	0 <sup>CBR</sup>	0 <sup>RX</sup>
Nigeria	Logs	All	7105 <sup>X</sup>	7105 <sup>X</sup>	7105 <sup>X</sup>	7105 <sup>X</sup>	7105 <sup>X</sup>	0 <sup>I</sup>	1 <sup>I</sup>	1 <sup>I</sup>	0 <sup>I</sup>	0 <sup>X</sup>
		C	5 <sup>X</sup>	5 <sup>X</sup>	5 <sup>X</sup>	5 <sup>X</sup>	5 <sup>X</sup>	0 <sup>CB</sup>	0 <sup>CBR</sup>	0 <sup>C</sup>	0 <sup>C</sup>	0 <sup>X</sup>
		NC	7100 <sup>X</sup>	7100 <sup>X</sup>	7100 <sup>X</sup>	7100 <sup>X</sup>	7100 <sup>X</sup>	0 <sup>C</sup>	1 <sup>F</sup>	1 <sup>F</sup>	0 <sup>C</sup>	0 <sup>X</sup>
	Sawn	All	2002 <sup>X</sup>	2002 <sup>X</sup>	2002 <sup>X</sup>	2002 <sup>X</sup>	2002 <sup>X</sup>	2 <sup>CB</sup>	0 <sup>CBR</sup>	0 <sup>CBR</sup>	1 <sup>I</sup>	1 <sup>X</sup>
		C	2 <sup>X</sup>	2 <sup>X</sup>	2 <sup>X</sup>	2 <sup>X</sup>	2 <sup>X</sup>	0 <sup>CBR</sup>	0 <sup>CBR</sup>	0 <sup>CBR</sup>	0 <sup>F</sup>	0 <sup>RX</sup>
		NC	2000 <sup>X</sup>	2000 <sup>X</sup>	2000 <sup>X</sup>	2000 <sup>X</sup>	2000 <sup>X</sup>	1 <sup>CB</sup>	0 <sup>CBR</sup>	0 <sup>CBR</sup>	0 <sup>CBR</sup>	0 <sup>RX</sup>
	Ven	All	0 <sup>RI</sup>	0 <sup>RI</sup>	0 <sup>RI</sup>	1 <sup>I</sup>	1 <sup>X</sup>	0 <sup>CBR</sup>	5 <sup>CBR</sup>	0 <sup>CBR</sup>	0 <sup>CBR</sup>	0 <sup>RX</sup>
		C	0 <sup>X</sup>	0 <sup>X</sup>	0 <sup>X</sup>	0 <sup>X</sup>	0 <sup>X</sup>	0 <sup>CBR</sup>	0 <sup>CBR</sup>	0 <sup>CBR</sup>	0 <sup>CBR</sup>	0 <sup>RX</sup>
		NC	0 <sup>RI</sup>	0 <sup>RI</sup>	0 <sup>RI</sup>	1 <sup>I</sup>	1 <sup>X</sup>	0 <sup>CBR</sup>	5 <sup>CB</sup>	0 <sup>CBR</sup>	0 <sup>CBR</sup>	0 <sup>RX</sup>
	Ply	All	55 <sup>X</sup>	56 <sup>I</sup>	56 <sup>X</sup>	56 <sup>X</sup>	56 <sup>X</sup>	1 <sup>CB</sup>	0 <sup>C</sup>	2 <sup>I</sup>	4 <sup>I</sup>	4 <sup>X</sup>
		C	0 <sup>X</sup>	1 <sup>I</sup>	1 <sup>X</sup>	1 <sup>X</sup>	1 <sup>X</sup>	0 <sup>CBR</sup>	0 <sup>C</sup>	0 <sup>C</sup>	0 <sup>C</sup>	0 <sup>X</sup>
		NC	55 <sup>X</sup>	55 <sup>X</sup>	55 <sup>X</sup>	55 <sup>X</sup>	55 <sup>X</sup>	1 <sup>CB</sup>	0 <sup>C</sup>	2 <sup>CB</sup>	4 <sup>CB</sup>	4 <sup>X</sup>
Togo	Logs	All	65 <sup>I</sup>	94 <sup>I</sup>	94 <sup>I</sup>	94 <sup>I</sup>	94 <sup>X</sup>	0 <sup>RI</sup>	0 <sup>RI</sup>	0 <sup>RI</sup>	0 <sup>CR</sup>	0 <sup>RX</sup>
		C	0 <sup>I</sup>	0 <sup>I</sup>	0 <sup>I</sup>	0 <sup>I</sup>	0 <sup>X</sup>	0	0	0	0 <sup>CR</sup>	0 <sup>RX</sup>
		NC	65	94	94 <sup>X</sup>	94 <sup>X</sup>	94 <sup>X</sup>	0 <sup>CBR</sup>	0 <sup>CBR</sup>	0 <sup>CBR</sup>	0 <sup>CR</sup>	0 <sup>RX</sup>
	Sawn	All	13 <sup>I</sup>	14 <sup>I</sup>	14 <sup>I</sup>	14 <sup>I</sup>	14 <sup>X</sup>	0	4	0 <sup>RI</sup>	1 <sup>I</sup>	1 <sup>X</sup>
		C	0 <sup>II</sup>	0 <sup>I</sup>	0 <sup>I</sup>	0 <sup>I</sup>	0 <sup>X</sup>	0	0	0	0 <sup>CR</sup>	0 <sup>RX</sup>
		NC	13	14	14	14 <sup>X</sup>	14 <sup>X</sup>	0	4	0 <sup>CBR</sup>	0 <sup>CBR</sup>	0 <sup>RX</sup>
	Ven	All	1 <sup>I</sup>	1 <sup>I</sup>	1 <sup>I</sup>	1 <sup>I</sup>	1 <sup>X</sup>	0	0	0	0 <sup>CR</sup>	0 <sup>RX</sup>
		C	0 <sup>I</sup>	0 <sup>I</sup>	0 <sup>I</sup>	0 <sup>I</sup>	0 <sup>X</sup>	0	0	0	0 <sup>C</sup>	0 <sup>X</sup>
		NC	1 <sup>X</sup>	1 <sup>X</sup>	1 <sup>X</sup>	1 <sup>X</sup>	1 <sup>X</sup>	0	0	0	0 <sup>CR</sup>	0 <sup>RX</sup>
	Ply	All	0 <sup>I</sup>	0 <sup>I</sup>	0 <sup>I</sup>	0 <sup>I</sup>	0 <sup>X</sup>	1 <sup>I</sup>	1	0 <sup>RI</sup>	0 <sup>CR</sup>	0 <sup>RX</sup>
		C	0 <sup>I</sup>	0 <sup>I</sup>	0 <sup>I</sup>	0 <sup>I</sup>	0 <sup>X</sup>	0 <sup>CR</sup>	0	0 <sup>I</sup>	0 <sup>CR</sup>	0 <sup>RX</sup>
		NC	0 <sup>X</sup>	0 <sup>X</sup>	0 <sup>X</sup>	0 <sup>X</sup>	0 <sup>X</sup>	1	1	0 <sup>CBR</sup>	0 <sup>CR</sup>	0 <sup>RX</sup>
Asia-Pacific	Logs	All	85161	85260	89303	94359	94413	3115	4136	4207	4961	5247
		C	5352	5356	5507	5498	5498	478	527	583	855	853
		NC	79809	79904	83796	88861	88915	2637	3608	3624	4106	4395
	Sawn	All	27388	29224	29399	29322	29346	3579	3692	3758	3786	3746
		C	9454	10033	10057	10057	10057	435	401	466	496	442
		NC	17934	19191	19342	19265	19289	3144	3291	3292	3290	3304
	Ven	All	1622	1626	1564	1667	1688	109	121	112	105	111
		C	100	95	91	97	102	24	21	33	37	35
		NC	1522	1531	1473	1570	1586	85	99	79	68	76
		All	12766	12404	12830	12842	12834	310	448	668	594	597
Ply	C	961	898	987	982	982	125	231	405	376	403	
	NC	11805	11505	11843	11860	11852	185	217	263	218	195	
Cambodia	Logs	All	130 <sup>I</sup>	118 <sup>I</sup>	118 <sup>I</sup>	118 <sup>I</sup>	118 <sup>X</sup>	2 <sup>CB</sup>	0 <sup>RI</sup>	0 <sup>C</sup>	0 <sup>C</sup>	0 <sup>X</sup>
		C	5 <sup>X</sup>	5 <sup>X</sup>	5 <sup>X</sup>	5 <sup>X</sup>	5 <sup>X</sup>	1 <sup>CB</sup>	0 <sup>C</sup>	0 <sup>C</sup>	0 <sup>C</sup>	0 <sup>X</sup>
		NC	125 <sup>F</sup>	113 <sup>F</sup>	113 <sup>F</sup>	113 <sup>F</sup>	113 <sup>X</sup>	1 <sup>CB</sup>	0 <sup>CBR</sup>	0 <sup>C</sup>	0 <sup>C</sup>	0 <sup>X</sup>
	Sawn	All	82 <sup>X</sup>	74 <sup>I</sup>	74 <sup>X</sup>	74 <sup>X</sup>	74 <sup>X</sup>	0 <sup>RI</sup>	1 <sup>CB</sup>	0 <sup>FR</sup>	0 <sup>CBR</sup>	0 <sup>RX</sup>
		C	2 <sup>X</sup>	2 <sup>X</sup>	2 <sup>X</sup>	2 <sup>X</sup>	2 <sup>X</sup>	0 <sup>CBR</sup>	0 <sup>CBR</sup>	0 <sup>FR</sup>	0 <sup>CBR</sup>	0 <sup>RX</sup>
		NC	80 <sup>X</sup>	72 <sup>I</sup>	72 <sup>X</sup>	72 <sup>X</sup>	72 <sup>X</sup>	0 <sup>CR</sup>	1 <sup>CB</sup>	0 <sup>FR</sup>	0 <sup>CBR</sup>	0 <sup>RX</sup>
	Ven	All	24 <sup>I</sup>	20 <sup>I</sup>	20 <sup>X</sup>	20 <sup>X</sup>	20 <sup>X</sup>	1 <sup>C</sup>	0 <sup>RI</sup>	0 <sup>RI</sup>	0 <sup>RI</sup>	0 <sup>RX</sup>
		C	4 <sup>I</sup>	0 <sup>I</sup>	0 <sup>X</sup>	0 <sup>X</sup>	0 <sup>X</sup>	0 <sup>CR</sup>	0 <sup>C</sup>	0 <sup>C</sup>	0 <sup>C</sup>	0 <sup>X</sup>
		NC	20 <sup>X</sup>	20 <sup>X</sup>	20 <sup>X</sup>	20 <sup>X</sup>	20 <sup>X</sup>	1 <sup>C</sup>	0 <sup>CBR</sup>	0 <sup>CBR</sup>	0 <sup>CBR</sup>	0 <sup>RX</sup>
	Ply	All	12 <sup>I</sup>	12 <sup>X</sup>	12 <sup>X</sup>	12 <sup>X</sup>	12 <sup>X</sup>	0 <sup>CR</sup>	0 <sup>RI</sup>	0 <sup>C</sup>	0 <sup>RI</sup>	0 <sup>RX</sup>
		C	2 <sup>X</sup>	2 <sup>X</sup>	2 <sup>X</sup>	2 <sup>X</sup>	2 <sup>X</sup>	0 <sup>CR</sup>	0 <sup>C</sup>	0 <sup>C</sup>	0 <sup>CBR</sup>	0 <sup>RX</sup>
		NC	10 <sup>I</sup>	10 <sup>X</sup>	10 <sup>X</sup>	10 <sup>X</sup>	10 <sup>X</sup>	0 <sup>CR</sup>	0 <sup>CBR</sup>	0 <sup>C</sup>	0 <sup>C</sup>	0 <sup>X</sup>
Fiji	Logs	All	447	466	466 <sup>X</sup>	466 <sup>X</sup>	466 <sup>X</sup>	0 <sup>RI</sup>	0 <sup>CR</sup>	0 <sup>CBR</sup>	0 <sup>CR</sup>	0 <sup>RX</sup>
		C	315	300	300 <sup>X</sup>	300 <sup>X</sup>	300 <sup>X</sup>	0 <sup>CBR</sup>	0 <sup>CR</sup>	0 <sup>CB</sup>	0 <sup>C</sup>	0 <sup>X</sup>
		NC	132	166	166 <sup>X</sup>	166 <sup>X</sup>	166 <sup>X</sup>	0 <sup>CR</sup>	0 <sup>CR</sup>	0 <sup>CBR</sup>	0 <sup>CR</sup>	0 <sup>RX</sup>
	Sawn	All	96 <sup>I</sup>	95 <sup>I</sup>	90	90 <sup>X</sup>	90 <sup>X</sup>	0 <sup>RI</sup>	6 <sup>I</sup>	6 <sup>CB</sup>	3 <sup>C</sup>	3 <sup>X</sup>
		C	45	40	45	45 <sup>X</sup>	45 <sup>X</sup>	0	5 <sup>CB</sup>	6 <sup>CB</sup>	3 <sup>C</sup>	3 <sup>X</sup>
		NC	51 <sup>I</sup>	55 <sup>I</sup>	45	45 <sup>X</sup>	45 <sup>X</sup>	0 <sup>CR</sup>	1 <sup>C</sup>	0 <sup>CBR</sup>	1 <sup>C</sup>	1 <sup>X</sup>
	Ven	All	9 <sup>I</sup>	9 <sup>X</sup>	9 <sup>X</sup>	9 <sup>X</sup>	9 <sup>X</sup>	0 <sup>RI</sup>	0 <sup>CR</sup>	0 <sup>CR</sup>	1 <sup>C</sup>	1 <sup>X</sup>
		C	1 <sup>I</sup>	1 <sup>X</sup>	1 <sup>X</sup>	1 <sup>X</sup>	1 <sup>X</sup>	0	0 <sup>CR</sup>	0 <sup>CR</sup>	0 <sup>CR</sup>	0 <sup>RX</sup>
		NC	8 <sup>X</sup>	8 <sup>X</sup>	8 <sup>X</sup>	8 <sup>X</sup>	8 <sup>X</sup>	0 <sup>CR</sup>	0 <sup>CR</sup>	0 <sup>CR</sup>	0 <sup>CR</sup>	0 <sup>RX</sup>
	Ply	All	11 <sup>X</sup>	11 <sup>X</sup>	11 <sup>X</sup>	11 <sup>X</sup>	11 <sup>X</sup>	0 <sup>CR</sup>	2 <sup>C</sup>	1 <sup>I</sup>	1 <sup>I</sup>	1 <sup>X</sup>
		C	3 <sup>X</sup>	3 <sup>X</sup>	3 <sup>X</sup>	3 <sup>X</sup>	3 <sup>X</sup>	0 <sup>CR</sup>	1 <sup>C</sup>	1 <sup>C</sup>	1 <sup>C</sup>	1 <sup>X</sup>
		NC	8 <sup>X</sup>	8 <sup>X</sup>	8 <sup>X</sup>	8 <sup>X</sup>	8 <sup>X</sup>	0 <sup>CR</sup>	0 <sup>CR</sup>	0 <sup>I</sup>	0 <sup>CBR</sup>	0 <sup>RX</sup>

Exports					Domestic Consumption					Species	Product	Country
2004	2005	2006	2007	2008*	2004	2005	2006	2007	2008*			
96 <sup>I</sup>	14 <sup>I</sup>	88 <sup>I</sup>	75 <sup>I</sup>	95 <sup>I</sup>	1274	1206	1236	1249	1125	All	Logs	Ghana
0 <sup>I</sup>	0 <sup>I</sup>	0 <sup>I</sup>	0 <sup>I</sup>	0 <sup>X</sup>	20	20	20	20	20	C		
96 <sup>CB</sup>	14 <sup>CB</sup>	88 <sup>CB</sup>	75 <sup>I</sup>	95 <sup>I</sup>	1254	1186	1216	1229	1105	NC		
210 <sup>I</sup>	253 <sup>I</sup>	210 <sup>I</sup>	206 <sup>I</sup>	186 <sup>I</sup>	280	278	333	326	325	All	Sawn	
0 <sup>I</sup>	0 <sup>I</sup>	0 <sup>I</sup>	0 <sup>I</sup>	0 <sup>X</sup>	10	11	12	11	11	C		
210	253	210 <sup>I</sup>	206 <sup>I</sup>	186 <sup>I</sup>	270	267	321	315	314	NC		
103 <sup>I</sup>	98 <sup>I</sup>	71 <sup>I</sup>	68 <sup>I</sup>	60 <sup>I</sup>	198	203	142	168	185	All	Ven	
0 <sup>I</sup>	0 <sup>I</sup>	0 <sup>I</sup>	0 <sup>I</sup>	0 <sup>X</sup>	1	1	1	1	1	C		
103	98	71 <sup>I</sup>	68 <sup>I</sup>	60	197	202	141	167	184	NC		
74 <sup>I</sup>	58 <sup>I</sup>	104 <sup>I</sup>	129 <sup>I</sup>	114 <sup>I</sup>	67	76	24	45	39	All	Ply	
0 <sup>I</sup>	0 <sup>I</sup>	0 <sup>I</sup>	0 <sup>I</sup>	0 <sup>X</sup>	14	13	13	14	14	C		
74	58	104 <sup>I</sup>	129 <sup>I</sup>	114	53	62	11	32	26	NC		
0 <sup>RI</sup>	0 <sup>I</sup>	0 <sup>I</sup>	0 <sup>RI</sup>	0 <sup>X</sup>	280	280	360	360	360	All	Logs	Liberia
0 <sup>I</sup>	0 <sup>I</sup>	0 <sup>I</sup>	0 <sup>I</sup>	0 <sup>X</sup>	0	0	0	0	0	C		
0 <sup>CR</sup>	0	0	0 <sup>CBR</sup>	0 <sup>X</sup>	280	280	360	360	360	NC		
0 <sup>RI</sup>	0 <sup>I</sup>	0 <sup>RI</sup>	0 <sup>RI</sup>	0 <sup>RX</sup>	53	52	60	60	80	All	Sawn	
0 <sup>I</sup>	0 <sup>I</sup>	0 <sup>I</sup>	0 <sup>I</sup>	0 <sup>X</sup>	3	2	0	0	0	C		
0 <sup>CBR</sup>	0	0 <sup>CBR</sup>	0 <sup>CBR</sup>	0 <sup>RX</sup>	50	50	60	60	80	NC		
0 <sup>I</sup>	0 <sup>I</sup>	0 <sup>I</sup>	0 <sup>I</sup>	0 <sup>X</sup>	0	0	0	0	0	All	Ven	
0 <sup>I</sup>	0 <sup>I</sup>	0 <sup>I</sup>	0 <sup>I</sup>	0 <sup>X</sup>	0	0	0	0	0	C		
0 <sup>I</sup>	0	0	0	0 <sup>X</sup>	0	0	0	0	0	NC		
0 <sup>I</sup>	0 <sup>I</sup>	0 <sup>I</sup>	0 <sup>I</sup>	0 <sup>X</sup>	1	3	1	0	0	All	Ply	
0 <sup>I</sup>	0 <sup>I</sup>	0 <sup>I</sup>	0 <sup>I</sup>	0 <sup>X</sup>	1	0	1	0	0	C		
0 <sup>I</sup>	0	0	0	0 <sup>X</sup>	0	3	0	0	0	NC		
40 <sup>I</sup>	38 <sup>CB</sup>	32 <sup>CB</sup>	70 <sup>CB</sup>	70 <sup>X</sup>	7065	7067	7073	7035	7035	All	Logs	Nigeria
0 <sup>CB</sup>	0 <sup>CBR</sup>	0 <sup>CBR</sup>	0 <sup>CB</sup>	0 <sup>X</sup>	5	5	5	5	5	C		
40 <sup>F</sup>	38 <sup>CB</sup>	32 <sup>CB</sup>	70 <sup>CB</sup>	70 <sup>X</sup>	7060	7062	7068	7030	7030	NC		
25 <sup>CB</sup>	44 <sup>CB</sup>	69 <sup>CB</sup>	109 <sup>CB</sup>	109 <sup>X</sup>	1979	1958	1934	1894	1894	All	Sawn	
1 <sup>CB</sup>	0 <sup>CBR</sup>	1 <sup>CB</sup>	1 <sup>CB</sup>	1 <sup>X</sup>	2	2	2	2	2	C		
24 <sup>CB</sup>	44 <sup>CB</sup>	68 <sup>CB</sup>	108 <sup>CB</sup>	108 <sup>X</sup>	1977	1957	1932	1892	1892	NC		
0 <sup>CBR</sup>	0 <sup>CBR</sup>	0 <sup>CBR</sup>	0 <sup>CBR</sup>	0 <sup>RX</sup>	0	5	0	1	1	All	Ven	
0 <sup>CBR</sup>	0 <sup>CBR</sup>	0 <sup>CBR</sup>	0 <sup>CBR</sup>	0 <sup>RX</sup>	0	0	0	0	0	C		
0 <sup>CBR</sup>	0 <sup>CBR</sup>	0 <sup>CBR</sup>	0 <sup>CBR</sup>	0 <sup>RX</sup>	0	5	0	1	1	NC		
0 <sup>CBR</sup>	0 <sup>CBR</sup>	0 <sup>CBR</sup>	0 <sup>CBR</sup>	0 <sup>RX</sup>	56	56	58	61	61	All	Ply	
0 <sup>CBR</sup>	0 <sup>CBR</sup>	0 <sup>CBR</sup>	0 <sup>CBR</sup>	0 <sup>RX</sup>	0	1	1	1	1	C		
0 <sup>CBR</sup>	0 <sup>CBR</sup>	0 <sup>CB</sup>	0 <sup>CBR</sup>	0 <sup>RX</sup>	56	55	57	59	59	NC		
29 <sup>I</sup>	54 <sup>I</sup>	52 <sup>I</sup>	65 <sup>I</sup>	65 <sup>X</sup>	36	40	42	29	29	All	Logs	Togo
0 <sup>I</sup>	0 <sup>I</sup>	0 <sup>I</sup>	0 <sup>I</sup>	0 <sup>X</sup>	0	0	0	0	0	C		
29	54	52 <sup>CB</sup>	65 <sup>CB</sup>	65 <sup>X</sup>	36	40	42	29	29	NC		
2 <sup>I</sup>	1 <sup>I</sup>	2 <sup>I</sup>	2 <sup>I</sup>	2 <sup>X</sup>	11	17	12	13	13	All	Sawn	
0 <sup>I</sup>	0 <sup>I</sup>	0 <sup>I</sup>	0 <sup>I</sup>	0 <sup>X</sup>	0	0	0	0	0	C		
2 <sup>CB</sup>	1 <sup>CB</sup>	2 <sup>CB</sup>	2 <sup>CB</sup>	2 <sup>X</sup>	11	17	12	13	13	NC		
0 <sup>RI</sup>	0 <sup>RI</sup>	0 <sup>RI</sup>	0 <sup>RI</sup>	0 <sup>RX</sup>	1	1	1	1	1	All	Ven	
0 <sup>I</sup>	0 <sup>I</sup>	0 <sup>I</sup>	0 <sup>I</sup>	0 <sup>X</sup>	0	0	0	0	0	C		
0 <sup>CBR</sup>	0 <sup>CBR</sup>	0 <sup>CBR</sup>	0 <sup>CBR</sup>	0 <sup>RX</sup>	1	1	1	1	1	NC		
0 <sup>RI</sup>	0 <sup>RI</sup>	0 <sup>I</sup>	0 <sup>I</sup>	0 <sup>X</sup>	1	1	0	0	0	All	Ply	
0 <sup>I</sup>	0 <sup>I</sup>	0 <sup>I</sup>	0 <sup>I</sup>	0 <sup>X</sup>	0	0	0	0	0	C		
0 <sup>CBR</sup>	0 <sup>CBR</sup>	0 <sup>C</sup>	0 <sup>C</sup>	0 <sup>X</sup>	1	1	0	0	0	NC		
<b>8926</b>	<b>10868</b>	<b>9348</b>	<b>9300</b>	<b>9319</b>	<b>79350</b>	<b>78528</b>	<b>84162</b>	<b>90021</b>	<b>90341</b>	All	Logs	
<b>324</b>	<b>221</b>	<b>222</b>	<b>277</b>	<b>277</b>	<b>5506</b>	<b>5662</b>	<b>5868</b>	<b>6077</b>	<b>6074</b>	C		
<b>8602</b>	<b>10647</b>	<b>9126</b>	<b>9022</b>	<b>9042</b>	<b>73844</b>	<b>72865</b>	<b>78295</b>	<b>83944</b>	<b>84267</b>	NC		
<b>8670</b>	<b>7889</b>	<b>8680</b>	<b>7860</b>	<b>7868</b>	<b>22297</b>	<b>25027</b>	<b>24476</b>	<b>25248</b>	<b>25224</b>	All	Sawn	
<b>98</b>	<b>106</b>	<b>84</b>	<b>84</b>	<b>81</b>	<b>9791</b>	<b>10328</b>	<b>10438</b>	<b>10469</b>	<b>10418</b>	C		
<b>8572</b>	<b>7783</b>	<b>8596</b>	<b>7776</b>	<b>7787</b>	<b>12506</b>	<b>14699</b>	<b>14038</b>	<b>14780</b>	<b>14806</b>	NC		
<b>626</b>	<b>559</b>	<b>500</b>	<b>546</b>	<b>557</b>	<b>1105</b>	<b>1188</b>	<b>1176</b>	<b>1226</b>	<b>1242</b>	All	Ven	Asia-Pacific
<b>37</b>	<b>23</b>	<b>30</b>	<b>40</b>	<b>48</b>	<b>86</b>	<b>94</b>	<b>94</b>	<b>94</b>	<b>89</b>	C		
<b>588</b>	<b>536</b>	<b>470</b>	<b>506</b>	<b>509</b>	<b>1019</b>	<b>1094</b>	<b>1082</b>	<b>1132</b>	<b>1153</b>	NC		
<b>8698</b>	<b>8218</b>	<b>9229</b>	<b>9058</b>	<b>8650</b>	<b>4377</b>	<b>4634</b>	<b>4268</b>	<b>4379</b>	<b>4781</b>	All	Ply	
<b>994</b>	<b>947</b>	<b>1132</b>	<b>1092</b>	<b>1094</b>	<b>92</b>	<b>183</b>	<b>260</b>	<b>267</b>	<b>290</b>	C		
<b>7705</b>	<b>7271</b>	<b>8097</b>	<b>7966</b>	<b>7556</b>	<b>4285</b>	<b>4451</b>	<b>4009</b>	<b>4112</b>	<b>4491</b>	NC		
3 <sup>I</sup>	3 <sup>I</sup>	0 <sup>RI</sup>	16 <sup>CB</sup>	38	129	115	118	102	80	All	Logs	Cambodia
0 <sup>I</sup>	0 <sup>C</sup>	0 <sup>C</sup>	0 <sup>C</sup>	0 <sup>X</sup>	6	5	5	5	5	C		
3 <sup>F</sup>	3 <sup>F</sup>	0 <sup>CBR</sup>	16 <sup>CB</sup>	38	123	110	113	97	75	NC		
77 <sup>I</sup>	56 <sup>CB</sup>	28 <sup>I</sup>	35 <sup>CB</sup>	35 <sup>X</sup>	6	19	46	40	40	All	Sawn	
0 <sup>CBR</sup>	0 <sup>CBR</sup>	1 <sup>CB</sup>	0 <sup>CBR</sup>	0 <sup>RX</sup>	2	2	2	2	2	C		
77 <sup>C</sup>	56 <sup>CB</sup>	28 <sup>F</sup>	34 <sup>CB</sup>	34 <sup>X</sup>	4	17	44	38	38	NC		
6 <sup>I</sup>	0 <sup>RI</sup>	0 <sup>RI</sup>	2 <sup>I</sup>	2 <sup>X</sup>	20	20	20	18	18	All	Ven	
4 <sup>C</sup>	0 <sup>C</sup>	0 <sup>C</sup>	0 <sup>C</sup>	0 <sup>X</sup>	0	0	0	0	0	C		
2 <sup>CB</sup>	0 <sup>CBR</sup>	0 <sup>CBR</sup>	2 <sup>CB</sup>	2 <sup>X</sup>	19	20	20	18	18	NC		
9 <sup>CB</sup>	5 <sup>CB</sup>	1 <sup>CB</sup>	1 <sup>I</sup>	1 <sup>X</sup>	4	7	11	12	12	All	Ply	
1 <sup>CB</sup>	1 <sup>CB</sup>	0 <sup>CBR</sup>	0 <sup>CBR</sup>	0 <sup>RX</sup>	1	1	2	2	2	C		
8 <sup>CB</sup>	5 <sup>CB</sup>	1 <sup>CB</sup>	0 <sup>CBR</sup>	0 <sup>RX</sup>	3	6	9	10	10	NC		
0 <sup>RI</sup>	1 <sup>I</sup>	0 <sup>CBR</sup>	0 <sup>CBR</sup>	0 <sup>RX</sup>	447	465	466	466	466	All	Logs	Fiji
0 <sup>CR</sup>	0 <sup>CR</sup>	0 <sup>CB</sup>	0 <sup>CB</sup>	0 <sup>X</sup>	315	300	300	300	300	C		
0 <sup>CBR</sup>	1 <sup>CB</sup>	0 <sup>CBR</sup>	0 <sup>CBR</sup>	0 <sup>RX</sup>	132	166	166	166	166	NC		
22 <sup>I</sup>	21 <sup>I</sup>	12 <sup>CB</sup>	13 <sup>CB</sup>	13 <sup>X</sup>	74	80	84	80	80	All	Sawn	
15 <sup>C</sup>	7 <sup>C</sup>	1 <sup>CB</sup>	1 <sup>CB</sup>	1 <sup>X</sup>	30	38	50	46	46	C		
7	14 <sup>CB</sup>	11 <sup>CB</sup>	12 <sup>CB</sup>	12 <sup>X</sup>	45	42	34	34	34	NC		
0 <sup>RI</sup>	0 <sup>RI</sup>	1 <sup>I</sup>	0 <sup>CR</sup>	0 <sup>RX</sup>	9	9	9	9	9	All	Ven	
0 <sup>CBR</sup>	0 <sup>CBR</sup>	0 <sup>CBR</sup>	0 <sup>CR</sup>	0 <sup>RX</sup>	1	1	1	1	1	C		
0 <sup>CR</sup>	0 <sup>CR</sup>	0 <sup>CR</sup>	0 <sup>CR</sup>	0 <sup>RX</sup>	8	8	8	8	8	NC		
6 <sup>I</sup>	3 <sup>I</sup>	2 <sup>CB</sup>	2 <sup>CB</sup>	2 <sup>X</sup>	5	9	10	10	10	All	Ply	
2 <sup>CB</sup>	1 <sup>CB</sup>	1 <sup>CB</sup>	1 <sup>CB</sup>	1 <sup>X</sup>	1	3	3	3	3	C		
4 <sup>C</sup>	2 <sup>C</sup>	0 <sup>CBR</sup>	1 <sup>CB</sup>	1 <sup>X</sup>	4	6	8	7	7	NC		

Table 1-1-c. Production, Trade and Consumption of All Timber by ITTO Producers (1000 m<sup>3</sup>)

Country	Product	Species	Production					Imports				
			2004	2005	2006	2007	2008*	2004	2005	2006	2007	2008*
India	Logs	All	22810 <sup>F</sup>	23191 <sup>F</sup>	23192 <sup>F</sup>	23192 <sup>F</sup>	23192 <sup>X</sup>	2597 <sup>F</sup>	3697 <sup>I</sup>	3902 <sup>I</sup>	4652 <sup>I</sup>	4951 <sup>I</sup>
		C	2502 <sup>F</sup>	2879 <sup>F</sup>	2879 <sup>F</sup>	2879 <sup>F</sup>	2879 <sup>X</sup>	401 <sup>F</sup>	452 <sup>CB</sup>	500 <sup>CB</sup>	793 <sup>CB</sup>	793 <sup>X</sup>
		NC	20308 <sup>F</sup>	20312 <sup>F</sup>	20313 <sup>F</sup>	20313 <sup>F</sup>	20313 <sup>X</sup>	2196 <sup>F</sup>	3245 <sup>F</sup>	3402 <sup>C</sup>	3859 <sup>C</sup>	4158 <sup>GI</sup>
	Sawn	All	13661 <sup>F</sup>	14789 <sup>F</sup>	14789 <sup>F</sup>	14789 <sup>F</sup>	14789 <sup>X</sup>	94 <sup>I</sup>	76 <sup>I</sup>	216 <sup>CB</sup>	368 <sup>I</sup>	337 <sup>I</sup>
		C	9300 <sup>F</sup>	9900 <sup>F</sup>	9900 <sup>F</sup>	9900 <sup>F</sup>	9900 <sup>X</sup>	53 <sup>F</sup>	28 <sup>F</sup>	18 <sup>CB</sup>	55 <sup>CB</sup>	24 <sup>GI</sup>
		NC	4361 <sup>F</sup>	4889 <sup>F</sup>	4889 <sup>F</sup>	4889 <sup>F</sup>	4889 <sup>X</sup>	41 <sup>CB</sup>	47 <sup>I</sup>	199 <sup>CB</sup>	313 <sup>CB</sup>	313 <sup>X</sup>
	Ven	All	267 <sup>I</sup>	280 <sup>I</sup>	280 <sup>X</sup>	285 <sup>I</sup>	290 <sup>I</sup>	4 <sup>I</sup>	9 <sup>I</sup>	15 <sup>C</sup>	17 <sup>C</sup>	24 <sup>GI</sup>
		C	10 <sup>X</sup>	10 <sup>X</sup>	10 <sup>X</sup>	15 <sup>I</sup>	20 <sup>I</sup>	2 <sup>C</sup>	5 <sup>C</sup>	5 <sup>C</sup>	5 <sup>C</sup>	6 <sup>GI</sup>
		NC	257	270	270 <sup>X</sup>	270 <sup>X</sup>	270 <sup>X</sup>	2 <sup>CB</sup>	4 <sup>CB</sup>	11 <sup>C</sup>	12 <sup>C</sup>	18 <sup>GI</sup>
	Ply	All	1957 <sup>I</sup>	2174 <sup>I</sup>	2154 <sup>I</sup>	2154 <sup>X</sup>	2154 <sup>X</sup>	20 <sup>CB</sup>	39 <sup>CB</sup>	31 <sup>CB</sup>	54 <sup>CB</sup>	65 <sup>GI</sup>
		C	21 <sup>X</sup>	44 <sup>I</sup>	24 <sup>I</sup>	24 <sup>X</sup>	24 <sup>X</sup>	6 <sup>CB</sup>	8 <sup>CB</sup>	17 <sup>CB</sup>	38 <sup>CB</sup>	24 <sup>GI</sup>
		NC	1936	2130	2130 <sup>X</sup>	2130 <sup>X</sup>	2130 <sup>X</sup>	14 <sup>CB</sup>	31 <sup>CB</sup>	14 <sup>CB</sup>	15 <sup>CB</sup>	41 <sup>GI</sup>
Indonesia	Logs	All	24847 <sup>I</sup>	24233	29733 <sup>I</sup>	36010	36010 <sup>X</sup>	76 <sup>W</sup>	116 <sup>W</sup>	64 <sup>W</sup>	52 <sup>W</sup>	52 <sup>X</sup>
		C	1847 <sup>I</sup>	1643 <sup>I</sup>	1840 <sup>X</sup>	1840 <sup>X</sup>	1840 <sup>X</sup>	6 <sup>W</sup>	31 <sup>W</sup>	14 <sup>W</sup>	7 <sup>W</sup>	7 <sup>X</sup>
		NC	23000 <sup>I</sup>	22590 <sup>I</sup>	27893 <sup>F</sup>	34170 <sup>I</sup>	34170 <sup>X</sup>	70 <sup>W</sup>	84 <sup>W</sup>	50 <sup>W</sup>	45 <sup>W</sup>	45 <sup>X</sup>
	Sawn	All	4330 <sup>I</sup>	4330 <sup>X</sup>	4330 <sup>X</sup>	4330 <sup>X</sup>	4330 <sup>X</sup>	172 <sup>W</sup>	204 <sup>W</sup>	263 <sup>W</sup>	262 <sup>W</sup>	262 <sup>X</sup>
		C	0 <sup>X</sup>	0 <sup>X</sup>	0 <sup>X</sup>	0 <sup>X</sup>	0 <sup>X</sup>	98 <sup>W</sup>	107 <sup>W</sup>	161 <sup>W</sup>	136 <sup>W</sup>	136 <sup>X</sup>
		NC	4330 <sup>F</sup>	4330 <sup>X</sup>	4330 <sup>X</sup>	4330 <sup>X</sup>	4330 <sup>X</sup>	74 <sup>W</sup>	98 <sup>W</sup>	102 <sup>W</sup>	126 <sup>W</sup>	126 <sup>X</sup>
	Ven	All	227 <sup>I</sup>	227 <sup>X</sup>	256	299	299 <sup>X</sup>	13 <sup>W</sup>	14 <sup>W</sup>	23 <sup>W</sup>	27 <sup>W</sup>	27 <sup>X</sup>
		C	72 <sup>X</sup>	72 <sup>X</sup>	68 <sup>I</sup>	68 <sup>X</sup>	68 <sup>X</sup>	4 <sup>W</sup>	5 <sup>W</sup>	8 <sup>W</sup>	11 <sup>W</sup>	11 <sup>X</sup>
		NC	155	155 <sup>X</sup>	188 <sup>I</sup>	231 <sup>I</sup>	231 <sup>X</sup>	8 <sup>W</sup>	9 <sup>W</sup>	14 <sup>W</sup>	16 <sup>W</sup>	16 <sup>X</sup>
	Ply	All	5317 <sup>I</sup>	4534	4534 <sup>I</sup>	4534 <sup>X</sup>	4534 <sup>X</sup>	10 <sup>W</sup>	32 <sup>W</sup>	90 <sup>W</sup>	73 <sup>I</sup>	73 <sup>X</sup>
		C	803 <sup>I</sup>	714 <sup>I</sup>	800 <sup>I</sup>	800 <sup>X</sup>	800 <sup>X</sup>	4 <sup>W</sup>	18 <sup>W</sup>	48 <sup>W</sup>	46 <sup>W</sup>	46 <sup>X</sup>
		NC	4514	3820 <sup>I</sup>	3734 <sup>I</sup>	3734 <sup>X</sup>	3734 <sup>X</sup>	7 <sup>W</sup>	14 <sup>W</sup>	43 <sup>W</sup>	27 <sup>CB</sup>	27 <sup>X</sup>
Malaysia	Logs	All	24675	24483	22475	21487	21487 <sup>X</sup>	109 <sup>I</sup>	52 <sup>CB</sup>	90 <sup>CB</sup>	81 <sup>CB</sup>	81 <sup>X</sup>
		C	276	264	233	224	224 <sup>X</sup>	16 <sup>F</sup>	21 <sup>CB</sup>	52 <sup>CB</sup>	36 <sup>CB</sup>	36 <sup>X</sup>
		NC	24399	24219	22242	21263	21263 <sup>X</sup>	93	31 <sup>CB</sup>	38 <sup>CB</sup>	46 <sup>CB</sup>	46 <sup>X</sup>
	Sawn	All	4954 <sup>I</sup>	5193 <sup>I</sup>	5149 <sup>I</sup>	5142 <sup>I</sup>	5142 <sup>X</sup>	1225 <sup>I</sup>	1101 <sup>I</sup>	1073 <sup>I</sup>	923 <sup>I</sup>	923 <sup>X</sup>
		C	20 <sup>X</sup>	20 <sup>X</sup>	20 <sup>X</sup>	20 <sup>X</sup>	20 <sup>X</sup>	100 <sup>C</sup>	58 <sup>CB</sup>	101 <sup>CB</sup>	83 <sup>CB</sup>	83 <sup>X</sup>
		NC	4934	5173	5129	5122	5122 <sup>X</sup>	1125	1043 <sup>CB</sup>	972	841 <sup>C</sup>	841 <sup>X</sup>
	Ven	All	647 <sup>I</sup>	680 <sup>I</sup>	622 <sup>I</sup>	632 <sup>I</sup>	632 <sup>X</sup>	22 <sup>C</sup>	22 <sup>C</sup>	24 <sup>C</sup>	24 <sup>C</sup>	24 <sup>X</sup>
		C	10 <sup>X</sup>	10 <sup>X</sup>	10 <sup>X</sup>	10 <sup>X</sup>	10 <sup>X</sup>	6 <sup>C</sup>	6 <sup>C</sup>	7 <sup>C</sup>	8 <sup>C</sup>	8 <sup>X</sup>
		NC	637	670	612	622	622 <sup>X</sup>	16 <sup>C</sup>	16 <sup>C</sup>	17 <sup>C</sup>	16 <sup>C</sup>	16 <sup>X</sup>
	Ply	All	4854 <sup>I</sup>	5126 <sup>I</sup>	5563 <sup>I</sup>	5601 <sup>I</sup>	5601 <sup>X</sup>	16 <sup>I</sup>	54 <sup>CB</sup>	129 <sup>CB</sup>	118 <sup>CB</sup>	118 <sup>X</sup>
		C	120 <sup>X</sup>	120 <sup>X</sup>	130 <sup>I</sup>	120 <sup>I</sup>	120 <sup>X</sup>	5 <sup>C</sup>	41 <sup>CB</sup>	88 <sup>CB</sup>	82 <sup>CB</sup>	82 <sup>X</sup>
		NC	4734	5006	5433	5481	5481 <sup>X</sup>	11 <sup>CB</sup>	13 <sup>CB</sup>	41 <sup>CB</sup>	37 <sup>CB</sup>	37 <sup>X</sup>
Myanmar	Logs	All	4203 <sup>I</sup>	4262 <sup>I</sup>	4245 <sup>I</sup>	4245 <sup>X</sup>	4245 <sup>X</sup>	0	0	0	0 <sup>C</sup>	0 <sup>X</sup>
		C	356 <sup>I</sup>	215 <sup>I</sup>	200 <sup>I</sup>	200 <sup>X</sup>	200 <sup>X</sup>	0	0	0	0 <sup>C</sup>	0 <sup>X</sup>
		NC	3847 <sup>I</sup>	4047 <sup>I</sup>	4045 <sup>I</sup>	4045 <sup>X</sup>	4045 <sup>X</sup>	0	0	0	0 <sup>C</sup>	0 <sup>X</sup>
	Sawn	All	1056 <sup>I</sup>	1530 <sup>I</sup>	1610 <sup>I</sup>	1610 <sup>X</sup>	1610 <sup>X</sup>	1 <sup>CB</sup>	0 <sup>CB</sup>	0 <sup>RI</sup>	0 <sup>RI</sup>	0 <sup>RX</sup>
		C	77 <sup>I</sup>	61 <sup>I</sup>	80 <sup>I</sup>	80 <sup>X</sup>	80 <sup>X</sup>	0 <sup>CB</sup>	0 <sup>CB</sup>	0 <sup>C</sup>	0 <sup>C</sup>	0 <sup>X</sup>
		NC	979 <sup>I</sup>	1469 <sup>I</sup>	1530 <sup>F</sup>	1530 <sup>X</sup>	1530 <sup>X</sup>	1 <sup>CB</sup>	0 <sup>CB</sup>	0 <sup>CB</sup>	0 <sup>CB</sup>	0 <sup>RX</sup>
	Ven	All	22 <sup>I</sup>	22 <sup>X</sup>	22 <sup>X</sup>	32 <sup>I</sup>	32 <sup>X</sup>	0	0	0	0 <sup>CB</sup>	0 <sup>RX</sup>
		C	2 <sup>X</sup>	2 <sup>X</sup>	2 <sup>X</sup>	2 <sup>X</sup>	2 <sup>X</sup>	0	0	0 <sup>CB</sup>	0 <sup>CB</sup>	0 <sup>RX</sup>
		NC	20 <sup>I</sup>	20 <sup>X</sup>	20 <sup>X</sup>	30 <sup>I</sup>	30 <sup>X</sup>	0	0	0 <sup>C</sup>	0 <sup>CB</sup>	0 <sup>RX</sup>
	Ply	All	117 <sup>I</sup>	110 <sup>I</sup>	112 <sup>I</sup>	116 <sup>I</sup>	116 <sup>X</sup>	1 <sup>CB</sup>	0 <sup>CB</sup>	1 <sup>CB</sup>	4 <sup>CB</sup>	4 <sup>X</sup>
		C	10 <sup>I</sup>	13 <sup>I</sup>	26 <sup>I</sup>	30 <sup>I</sup>	30 <sup>X</sup>	1 <sup>CB</sup>	0 <sup>CB</sup>	0 <sup>CB</sup>	3 <sup>CB</sup>	3 <sup>X</sup>
		NC	107 <sup>I</sup>	97 <sup>I</sup>	86 <sup>I</sup>	86 <sup>X</sup>	86 <sup>X</sup>	0 <sup>CB</sup>	0 <sup>CB</sup>	0 <sup>CB</sup>	0 <sup>CB</sup>	0 <sup>RX</sup>
Papua New Guinea	Logs	All	2250 <sup>I</sup>	2536 <sup>I</sup>	2908 <sup>I</sup>	2908 <sup>X</sup>	2908 <sup>X</sup>	0 <sup>I</sup>	0 <sup>I</sup>	0 <sup>C</sup>	0 <sup>C</sup>	0 <sup>X</sup>
		C	50 <sup>X</sup>	50 <sup>X</sup>	50 <sup>X</sup>	50 <sup>X</sup>	50 <sup>X</sup>	0 <sup>I</sup>	0 <sup>I</sup>	0 <sup>C</sup>	0 <sup>C</sup>	0 <sup>X</sup>
		NC	2200 <sup>I</sup>	2486 <sup>I</sup>	2858 <sup>I</sup>	2858 <sup>X</sup>	2858 <sup>X</sup>	0 <sup>I</sup>	0 <sup>I</sup>	0 <sup>C</sup>	0 <sup>C</sup>	0 <sup>X</sup>
	Sawn	All	60 <sup>X</sup>	61 <sup>I</sup>	61 <sup>X</sup>	61 <sup>X</sup>	61 <sup>X</sup>	0 <sup>CB</sup>	0 <sup>RI</sup>	0 <sup>I</sup>	0 <sup>RI</sup>	0 <sup>RX</sup>
		C	10 <sup>X</sup>	10 <sup>X</sup>	10 <sup>X</sup>	10 <sup>X</sup>	10 <sup>X</sup>	0 <sup>CB</sup>	0 <sup>CB</sup>	0 <sup>C</sup>	0 <sup>CB</sup>	0 <sup>RX</sup>
		NC	50 <sup>X</sup>	51 <sup>I</sup>	51 <sup>X</sup>	51 <sup>X</sup>	51 <sup>X</sup>	0 <sup>CB</sup>	0 <sup>C</sup>	0 <sup>CB</sup>	0 <sup>C</sup>	0 <sup>X</sup>
	Ven	All	80 <sup>X</sup>	80 <sup>X</sup>	80 <sup>X</sup>	81 <sup>I</sup>	81 <sup>X</sup>	0 <sup>CR</sup>	0 <sup>RI</sup>	0 <sup>RI</sup>	0 <sup>RI</sup>	0 <sup>RX</sup>
		C	0 <sup>X</sup>	0 <sup>X</sup>	0 <sup>X</sup>	1 <sup>I</sup>	1 <sup>X</sup>	0 <sup>CR</sup>	0 <sup>CR</sup>	0 <sup>C</sup>	0 <sup>C</sup>	0 <sup>X</sup>
		NC	80 <sup>X</sup>	80 <sup>X</sup>	80 <sup>X</sup>	80 <sup>X</sup>	80 <sup>X</sup>	0 <sup>CR</sup>	0 <sup>CB</sup>	0 <sup>CB</sup>	0 <sup>CB</sup>	0 <sup>RX</sup>
	Ply	All	12 <sup>X</sup>	12 <sup>X</sup>	12 <sup>X</sup>	13 <sup>I</sup>	13 <sup>X</sup>	1 <sup>CB</sup>	1 <sup>CB</sup>	3 <sup>CB</sup>	2 <sup>CB</sup>	2 <sup>X</sup>
		C	2 <sup>X</sup>	2 <sup>X</sup>	2 <sup>X</sup>	3 <sup>I</sup>	3 <sup>X</sup>	0 <sup>CB</sup>	1 <sup>CB</sup>	2 <sup>CB</sup>	2 <sup>CB</sup>	2 <sup>X</sup>
		NC	10 <sup>X</sup>	10 <sup>X</sup>	10 <sup>X</sup>	10 <sup>X</sup>	10 <sup>X</sup>	1 <sup>CB</sup>	0 <sup>CB</sup>	1 <sup>CB</sup>	0 <sup>CB</sup>	0 <sup>RX</sup>
Philippines	Logs	All	768	841	1036	803	857	178	165	65	101	89
		C	0	0	0	0	0 <sup>X</sup>	14	8	3	7	4
		NC	768	841	1036	803	857 <sup>I</sup>	164	157	62	95	85
	Sawn	All	339	288	432	362	386	247	363	261	174	165
		C	0	0	0 <sup>F</sup>	0 <sup>F</sup>	0 <sup>X</sup>	44	45	26	40	17
		NC	339	288	432 <sup>F</sup>	362 <sup>F</sup>	386 <sup>I</sup>	203	317	235	134	148
	Ven	All	180	133	95	124	140	60	67	37	25	24
		C	0	0	0 <sup>I</sup>	0 <sup>I</sup>	0 <sup>X</sup>	8	2	8	9	5
		NC	180	133	95 <sup>I</sup>	124 <sup>I</sup>	140 <sup>I</sup>	52	65	29	16	19
	Ply	All	386	314	317	281	273	105 <sup>I</sup>	144 <sup>I</sup>	145 <sup>I</sup>	119 <sup>I</sup>	111
		C	0	0	0 <sup>I</sup>	0 <sup>I</sup>	0 <sup>X</sup>	39	71	64	55 <sup>C</sup>	95
		NC	386	314	317 <sup>I</sup>	281 <sup>I</sup>	273 <sup>I</sup>	66 <sup>CB</sup>	73 <sup>CB</sup>	81 <sup>CB</sup>	65 <sup>CB</sup>	16
Thailand	Logs	All	5000 <sup>*</sup>	5100 <sup>*</sup>	5100 <sup>X</sup>	5100 <sup>X</sup>	5100 <sup>X</sup>	152 <sup>I</sup>	105 <sup>I</sup>	84 <sup>I</sup>	74 <sup>I</sup>	74 <sup>X</sup>
		C	0 <sup>*</sup>	0 <sup>*</sup>	0 <sup>X</sup>	0 <sup>X</sup>	0 <sup>X</sup>	40 <sup>F</sup>	15	13	13 <sup>C</sup>	13 <sup>X</sup>
		NC	5000 <sup>*</sup>	5100 <sup>*</sup>	5100 <sup>X</sup>	5100 <sup>X</sup>	5100 <sup>X</sup>	112 <sup>CB</sup>	90 <sup>CB</sup>	71 <sup>CB</sup>	61 <sup>CB</sup>	61 <sup>X</sup>
	Sawn	All	2796 <sup>I</sup>	2850 <sup>*</sup>	2850 <sup>X</sup>	2850 <sup>X</sup>	2850 <sup>X</sup>	1835	1940 <sup>I</sup>	1935 <sup>I</sup>	2051 <sup>I</sup>	2051 <sup>X</sup>
		C	0 <sup>I</sup>	0 <sup>*</sup>	0 <sup>X</sup>	0 <sup>X</sup>	0 <sup>X</sup>	138	156	151	176 <sup>CB</sup>	176 <sup>X</sup>
		NC	2796 <sup>I</sup>	2850 <sup>*</sup>	2850 <sup>X</sup>	2850 <sup>X</sup>	2850 <sup>X</sup>	1698	1784 <sup>F</sup>	1784 <sup>F</sup>	1875 <sup>CI</sup>	1875 <sup>X</sup>
	Ven	All	165 <sup>I</sup>	175 <sup>*</sup>	180 <sup>*</sup>	185 <sup>*</sup>	185 <sup>X</sup>	9 <sup>CB</sup>	9 <sup>CB</sup>	12 <sup>CB</sup>	11 <sup>CB</sup>	11 <sup>X</sup>
		C	0 <sup>I</sup>	0 <sup>*</sup>	0 <sup>*</sup>	0 <sup>*</sup>	0 <sup>X</sup>	3 <sup>CB</sup>	3 <sup>CB</sup>	4 <sup>CB</sup>	4 <sup>CB</sup>	4 <sup>X</sup>
		NC	165 <sup>I</sup>	175 <sup>*</sup>	180 <sup>*</sup>	185 <sup>*</sup>	185 <sup>X</sup>	6 <sup>CB</sup>	6 <sup>CB</sup>	8 <sup>CB</sup>	7 <sup>CB</sup>	7 <sup>X</sup>
	Ply	All	100 <sup>I</sup>	110 <sup>*</sup>	115 <sup>*</sup>	120 <sup>*</sup>	120 <sup>X</sup>	155 <sup>CB</sup>	175 <sup>CB</sup>	267 <sup>I</sup>	222 <sup>CB</sup>	222 <sup>X</sup>
		C	0 <sup>I</sup>	0 <sup>*</sup>	0 <sup>*</sup>	0 <sup>*</sup>	0 <sup>X</sup>	70 <sup>CB</sup>	92 <sup>CB</sup>	184 <sup>CB</sup>	149 <sup>CB</sup>	149 <sup>X</sup>
		NC	100 <sup>*</sup>	110 <sup>*</sup>	115 <sup>*</sup>							



Exports					Domestic Consumption					Species	Product	Country
2004	2005	2006	2007	2008*	2004	2005	2006	2007	2008*			
9 <sup>I</sup>	11 <sup>I</sup>	18 <sup>I</sup>	9 <sup>CB</sup>	7 <sup>G</sup>	25399	26876	27076	27835	28136	All	Logs	India
5 <sup>CB</sup>	5 <sup>F</sup>	2 <sup>F</sup>	0 <sup>CBR</sup>	0 <sup>GR</sup>	2898	3326	3377	3672	3672	C		
3 <sup>C</sup>	7 <sup>C</sup>	16 <sup>C</sup>	9 <sup>CB</sup>	7 <sup>G</sup>	22501	23550	23699	24163	24464	NC		
14 <sup>CB</sup>	15 <sup>F</sup>	19 <sup>C</sup>	21 <sup>I</sup>	32 <sup>G</sup>	13741	14850	14986	15137	15094	All	Sawn	
1 <sup>CB</sup>	3 <sup>F</sup>	0 <sup>CR</sup>	3 <sup>CB</sup>	1 <sup>G</sup>	9352	9926	9917	9953	9923	C		
13 <sup>CB</sup>	12 <sup>F</sup>	19 <sup>C</sup>	18 <sup>C</sup>	31 <sup>G</sup>	4389	4924	5069	5184	5171	NC		
17 <sup>C</sup>	19 <sup>C</sup>	22 <sup>C</sup>	27 <sup>C</sup>	38 <sup>G</sup>	254	270	273	275	276	All	Ven	
12 <sup>C</sup>	12 <sup>C</sup>	12 <sup>C</sup>	17 <sup>C</sup>	25 <sup>G</sup>	0	3	3	3	1	C		
5 <sup>C</sup>	7 <sup>C</sup>	10 <sup>C</sup>	10 <sup>C</sup>	13 <sup>G</sup>	254	267	270	272	275	NC		
49 <sup>I</sup>	109 <sup>G</sup>	106 <sup>C</sup>	118 <sup>I</sup>	71 <sup>G</sup>	1929	2104	2079	2089	2148	All	Ply	
5 <sup>C</sup>	36 <sup>G</sup>	22 <sup>C</sup>	31 <sup>C</sup>	18 <sup>G</sup>	22	16	19	31	30	C		
43 <sup>CB</sup>	72 <sup>G</sup>	84 <sup>C</sup>	87 <sup>C</sup>	53 <sup>G</sup>	1907	2088	2060	2058	2118	NC		
140 <sup>I</sup>	104 <sup>CB</sup>	63 <sup>CB</sup>	79 <sup>I</sup>	79 <sup>X</sup>	24783	24244	29734	35984	35984	All	Logs	Indonesia
0 <sup>RI</sup>	2 <sup>CB</sup>	1 <sup>CB</sup>	0 <sup>WR</sup>	0 <sup>X</sup>	1853	1673	1853	1847	1847	C		
139 <sup>CB</sup>	102 <sup>CB</sup>	62 <sup>CB</sup>	79 <sup>CB</sup>	79 <sup>X</sup>	22930	22572	27881	34136	34136	NC		
2007 <sup>I</sup>	1966 <sup>CB</sup>	1921 <sup>CB</sup>	966 <sup>CB</sup>	966 <sup>X</sup>	2495	2568	2672	3626	3626	All	Sawn	
7 <sup>W</sup>	17 <sup>CB</sup>	15 <sup>CB</sup>	42 <sup>CB</sup>	42 <sup>X</sup>	91	90	146	94	94	C		
2000 <sup>F</sup>	1950 <sup>CB</sup>	1906 <sup>CB</sup>	925 <sup>CB</sup>	925 <sup>X</sup>	2404	2478	2526	3532	3532	NC		
69 <sup>CB</sup>	49 <sup>I</sup>	52 <sup>I</sup>	29 <sup>I</sup>	29 <sup>X</sup>	171	192	227	297	297	All	Ven	
8 <sup>CB</sup>	4 <sup>C</sup>	8 <sup>W</sup>	8 <sup>W</sup>	8 <sup>X</sup>	69	73	69	71	72	C		
61 <sup>CB</sup>	44 <sup>CB</sup>	44 <sup>CB</sup>	21 <sup>CB</sup>	21 <sup>X</sup>	102	119	159	226	226	NC		
4009 <sup>W</sup>	3411 <sup>W</sup>	3593 <sup>I</sup>	3487 <sup>I</sup>	3111 <sup>I</sup>	1319	1156	1031	1120	1495	All	Ply	
803 <sup>W</sup>	714 <sup>W</sup>	844 <sup>W</sup>	800 <sup>W</sup>	800 <sup>X</sup>	4	18	4	45	45	C		
3205 <sup>W</sup>	2696 <sup>W</sup>	2749 <sup>CB</sup>	2687 <sup>C</sup>	2311 <sup>W</sup>	1315	1138	1027	1075	1450	NC		
5343 <sup>C</sup>	5780 <sup>C</sup>	4772 <sup>C</sup>	4644 <sup>C</sup>	4644 <sup>X</sup>	19441	18755	17792	16925	16925	All	Logs	Malaysia
185 <sup>C</sup>	128 <sup>C</sup>	113 <sup>C</sup>	112 <sup>C</sup>	112 <sup>X</sup>	107	157	172	147	147	C		
5158 <sup>C</sup>	5652 <sup>C</sup>	4660 <sup>C</sup>	4532 <sup>C</sup>	4532 <sup>X</sup>	19334	18597	17620	16777	16777	NC		
4340 <sup>I</sup>	3230 <sup>I</sup>	4223 <sup>C</sup>	3338 <sup>C</sup>	3338 <sup>X</sup>	1838	3065	1999	2727	2727	All	Sawn	
18 <sup>C</sup>	28 <sup>C</sup>	15 <sup>C</sup>	14 <sup>C</sup>	14 <sup>X</sup>	102	51	105	89	89	C		
4323 <sup>CB</sup>	3202 <sup>F</sup>	4207 <sup>C</sup>	3324 <sup>C</sup>	3324 <sup>X</sup>	1736	3014	1894	2639	2639	NC		
447 <sup>CB</sup>	410 <sup>CB</sup>	360 <sup>CB</sup>	428 <sup>CB</sup>	428 <sup>X</sup>	221	291	286	228	228	All	Ven	
12 <sup>CB</sup>	5 <sup>CB</sup>	9 <sup>CB</sup>	13 <sup>CB</sup>	13 <sup>X</sup>	4	10	9	4	4	C		
435 <sup>CB</sup>	405 <sup>CB</sup>	351 <sup>CB</sup>	415 <sup>CB</sup>	415 <sup>X</sup>	218	281	278	223	223	NC		
4470 <sup>I</sup>	4535 <sup>C</sup>	5369 <sup>C</sup>	5282 <sup>C</sup>	5282 <sup>X</sup>	400	645	323	437	437	All	Ply	
121 <sup>C</sup>	145 <sup>C</sup>	214 <sup>C</sup>	150 <sup>C</sup>	150 <sup>X</sup>	4	16	4	51	51	C		
4349	4391 <sup>C</sup>	5155 <sup>C</sup>	5132 <sup>C</sup>	5132 <sup>X</sup>	396	629	319	386	386	NC		
1497	2946 <sup>CB</sup>	2082 <sup>I</sup>	1825 <sup>CB</sup>	1825 <sup>X</sup>	2706	1316	2163	2420	2420	All	Logs	Myanmar
127 <sup>CB</sup>	84 <sup>CB</sup>	106 <sup>F</sup>	165 <sup>CB</sup>	165 <sup>X</sup>	229	131	94	35	35	C		
1370	2862 <sup>CB</sup>	1976 <sup>CB</sup>	1660 <sup>CB</sup>	1660 <sup>X</sup>	2477	1185	2069	2385	2385	NC		
335 <sup>CB</sup>	467 <sup>CB</sup>	366 <sup>I</sup>	588 <sup>I</sup>	588 <sup>X</sup>	722	1063	1244	1022	1022	All	Sawn	
53 <sup>CB</sup>	48 <sup>CB</sup>	50 <sup>F</sup>	18 <sup>F</sup>	18 <sup>X</sup>	25	13	30	62	62	C		
282 <sup>CB</sup>	419 <sup>CB</sup>	316 <sup>CB</sup>	570 <sup>CB</sup>	570 <sup>X</sup>	697	1050	1214	960	960	NC		
9 <sup>CB</sup>	12 <sup>CB</sup>	15 <sup>CB</sup>	28 <sup>CB</sup>	28 <sup>X</sup>	13	10	7	4	4	All	Ven	
0 <sup>CBR</sup>	1 <sup>CB</sup>	1 <sup>CB</sup>	1 <sup>CB</sup>	1 <sup>X</sup>	2	1	1	1	1	C		
9 <sup>CB</sup>	11 <sup>CB</sup>	14 <sup>CB</sup>	27 <sup>CB</sup>	27 <sup>X</sup>	11	9	6	3	3	NC		
48 <sup>CB</sup>	60 <sup>CB</sup>	69 <sup>CB</sup>	66 <sup>CB</sup>	66 <sup>X</sup>	69	50	43	53	53	All	Ply	
5 <sup>CB</sup>	6 <sup>CB</sup>	13 <sup>CB</sup>	30 <sup>CB</sup>	30 <sup>X</sup>	5	7	14	4	4	C		
43 <sup>CB</sup>	54 <sup>CB</sup>	56 <sup>CB</sup>	37 <sup>CB</sup>	37 <sup>X</sup>	64	43	30	49	49	NC		
1895 <sup>CB</sup>	2014 <sup>I</sup>	2408 <sup>CB</sup>	2719 <sup>CB</sup>	2719 <sup>X</sup>	355	522	500	189	189	All	Logs	Papua New Guinea
3 <sup>CB</sup>	2 <sup>CB</sup>	0 <sup>CBR</sup>	0 <sup>CBR</sup>	0 <sup>RX</sup>	47	48	50	50	50	C		
1892 <sup>CB</sup>	2012 <sup>F</sup>	2407 <sup>CB</sup>	2719 <sup>CB</sup>	2719 <sup>X</sup>	308	474	451	139	139	NC		
44 <sup>CB</sup>	49 <sup>CB</sup>	48 <sup>I</sup>	51 <sup>CB</sup>	51 <sup>X</sup>	16	12	13	10	10	All	Sawn	
4 <sup>CB</sup>	3 <sup>CB</sup>	1 <sup>F</sup>	3 <sup>CB</sup>	3 <sup>X</sup>	6	7	9	8	8	C		
41 <sup>CB</sup>	46 <sup>CB</sup>	47 <sup>CB</sup>	49 <sup>CB</sup>	49 <sup>X</sup>	9	5	4	2	2	NC		
65 <sup>CB</sup>	58 <sup>CB</sup>	42 <sup>I</sup>	20 <sup>CB</sup>	20 <sup>X</sup>	15	22	38	61	61	All	Ven	
0 <sup>CB</sup>	0 <sup>CB</sup>	0 <sup>C</sup>	0 <sup>CBR</sup>	0 <sup>RX</sup>	0	0	0	1	1	C		
65 <sup>CB</sup>	58 <sup>CB</sup>	42 <sup>CB</sup>	20 <sup>CB</sup>	20 <sup>X</sup>	15	22	38	60	60	NC		
4 <sup>CB</sup>	4 <sup>CB</sup>	4 <sup>CB</sup>	9 <sup>CB</sup>	9 <sup>X</sup>	8	9	10	6	6	All	Ply	
1 <sup>CB</sup>	1 <sup>CB</sup>	0 <sup>CBR</sup>	4 <sup>CB</sup>	4 <sup>X</sup>	1	2	3	1	1	C		
4 <sup>CB</sup>	4 <sup>CB</sup>	4 <sup>CB</sup>	5 <sup>CB</sup>	5 <sup>X</sup>	7	7	7	5	5	NC		
2	0 <sup>R</sup>	1 <sup>I</sup>	2 <sup>I</sup>	2 <sup>X</sup>	944	1006	1100	903	944	All	Logs	Philippines
2	0 <sup>R</sup>	0 <sup>R</sup>	0 <sup>R</sup>	0 <sup>RX</sup>	12	8	3	7	4	C		
0	0	1 <sup>CB</sup>	1 <sup>CB</sup>	1 <sup>X</sup>	932	998	1097	896	941	NC		
125	130	186 <sup>I</sup>	241 <sup>I</sup>	237	461	520	507	296	314	All	Sawn	
0 <sup>R</sup>	0	1 <sup>CB</sup>	2 <sup>CB</sup>	0 <sup>R</sup>	44	45	25	38	17	C		
125	130	184	239 <sup>CB</sup>	237	417	475	482	258	297	NC		
7	7	6	7	7	233	193	126	142	157	All	Ven	
1	1	0 <sup>R</sup>	0 <sup>R</sup>	0 <sup>R</sup>	7	2	8	9	5	C		
7	6	6	7	7	225	191	118	134	152	NC		
48	40	20	37	52	443	418	442	364	332	All	Ply	
38	22	17	27	43	1	48	48	27	52	C		
10	18	3	9	9	442	370	394	337	280	NC		
36 <sup>CB</sup>	8 <sup>I</sup>	3 <sup>C</sup>	5 <sup>I</sup>	5 <sup>X</sup>	5116	5197	5181	5169	5169	All	Logs	Thailand
1 <sup>CB</sup>	0 <sup>CBR</sup>	0 <sup>C</sup>	0 <sup>CBR</sup>	0 <sup>RX</sup>	39	15	13	13	13	C		
35 <sup>CB</sup>	8 <sup>C</sup>	3 <sup>C</sup>	5 <sup>C</sup>	5 <sup>X</sup>	5077	5182	5168	5156	5156	NC		
1699 <sup>I</sup>	1953 <sup>I</sup>	1877 <sup>CB</sup>	2607 <sup>I</sup>	2607 <sup>X</sup>	2933	2836	2908	2295	2295	All	Sawn	
1 <sup>CB</sup>	1 <sup>CB</sup>	1 <sup>CB</sup>	1 <sup>F</sup>	1 <sup>X</sup>	137	155	150	175	175	C		
1698 <sup>F</sup>	1953 <sup>C</sup>	1876 <sup>CB</sup>	2606 <sup>C</sup>	2606 <sup>X</sup>	2796	2681	2758	2119	2119	NC		
5 <sup>CB</sup>	4 <sup>CB</sup>	3 <sup>I</sup>	5 <sup>CB</sup>	5 <sup>X</sup>	169	180	189	192	191	All	Ven	
0 <sup>CBR</sup>	0 <sup>CBR</sup>	0 <sup>C</sup>	1 <sup>CB</sup>	1 <sup>X</sup>	3	3	4	3	3	C		
5 <sup>CB</sup>	4 <sup>CB</sup>	3 <sup>CB</sup>	4 <sup>CB</sup>	4 <sup>X</sup>	166	177	185	188	188	NC		
55 <sup>CB</sup>	50 <sup>CB</sup>	65 <sup>CB</sup>	55 <sup>I</sup>	55 <sup>X</sup>	200	235	318	287	287	All	Ply	
17 <sup>CB</sup>	20 <sup>CB</sup>	21 <sup>CB</sup>	47 <sup>CB</sup>	47 <sup>X</sup>	53	72	163	102	102	C		
38 <sup>CB</sup>	30 <sup>CB</sup>	43 <sup>CB</sup>	8 <sup>CB</sup>	8 <sup>X</sup>	147	164	155	185	185	NC		

Table 1-1-c. Production, Trade and Consumption of All Timber by ITTO Producers (1000 m<sup>3</sup>)

Country	Product	Species	Production					Imports				
			2004	2005	2006	2007	2008*	2004	2005	2006	2007	2008*
Vanuatu	Logs	All	30 <sup>x</sup>	30 <sup>x</sup>	30 <sup>x</sup>	30 <sup>x</sup>	30 <sup>x</sup>	2 <sup>F</sup>	2 <sup>F</sup>	2 <sup>F</sup>	0 <sup>RI</sup>	0 <sup>RX</sup>
		C	0 <sup>x</sup>	0 <sup>x</sup>	0 <sup>x</sup>	0 <sup>x</sup>	0 <sup>x</sup>	0 <sup>FR</sup>	0 <sup>FR</sup>	1 <sup>F</sup>	0 <sup>CBR</sup>	0 <sup>RX</sup>
		NC	30 <sup>x</sup>	30 <sup>x</sup>	30 <sup>x</sup>	30 <sup>x</sup>	30 <sup>x</sup>	1 <sup>F</sup>	1 <sup>F</sup>	1 <sup>F</sup>	0 <sup>FR</sup>	0 <sup>RX</sup>
	Sawn	All	14 <sup>x</sup>	14 <sup>x</sup>	14 <sup>x</sup>	14 <sup>x</sup>	14 <sup>x</sup>	5 <sup>F</sup>	2 <sup>F</sup>	4 <sup>I</sup>	3 <sup>CB</sup>	3 <sup>x</sup>
		C	0 <sup>x</sup>	0 <sup>x</sup>	0 <sup>x</sup>	0 <sup>x</sup>	0 <sup>x</sup>	2 <sup>F</sup>	2 <sup>F</sup>	4 <sup>CB</sup>	3 <sup>CB</sup>	3 <sup>x</sup>
		NC	14 <sup>x</sup>	14 <sup>x</sup>	14 <sup>x</sup>	14 <sup>x</sup>	14 <sup>x</sup>	2 <sup>F</sup>	0 <sup>FR</sup>	0 <sup>FR</sup>	0 <sup>CBR</sup>	0 <sup>RX</sup>
	Ven	All	0 <sup>x</sup>	0 <sup>x</sup>	0 <sup>x</sup>	0 <sup>x</sup>	0 <sup>x</sup>	0 <sup>RI</sup>	0 <sup>RI</sup>	0 <sup>RI</sup>	0 <sup>RI</sup>	0 <sup>RX</sup>
		C	0 <sup>x</sup>	0 <sup>x</sup>	0 <sup>x</sup>	0 <sup>x</sup>	0 <sup>x</sup>	0 <sup>CBR</sup>	0 <sup>CBR</sup>	0 <sup>CBR</sup>	0 <sup>CBR</sup>	0 <sup>RX</sup>
		NC	0 <sup>x</sup>	0 <sup>x</sup>	0 <sup>x</sup>	0 <sup>x</sup>	0 <sup>x</sup>	0 <sup>I</sup>	0 <sup>C</sup>	0 <sup>C</sup>	0 <sup>CR</sup>	0 <sup>RX</sup>
	Ply	All	0 <sup>x</sup>	0 <sup>x</sup>	0 <sup>x</sup>	0 <sup>x</sup>	0 <sup>x</sup>	0 <sup>CBR</sup>	0 <sup>CBR</sup>	0 <sup>RI</sup>	1 <sup>CB</sup>	1 <sup>x</sup>
		C	0 <sup>x</sup>	0 <sup>x</sup>	0 <sup>x</sup>	0 <sup>x</sup>	0 <sup>x</sup>	0 <sup>CBR</sup>	0 <sup>CBR</sup>	0 <sup>CBR</sup>	1 <sup>CB</sup>	1 <sup>x</sup>
		NC	0 <sup>x</sup>	0 <sup>x</sup>	0 <sup>x</sup>	0 <sup>x</sup>	0 <sup>x</sup>	0 <sup>CBR</sup>	0 <sup>CBR</sup>	0 <sup>C</sup>	0 <sup>CBR</sup>	0 <sup>RX</sup>
Latin America/ Caribbean	Logs	All	123082	133439	134791	122236	122615	228	102	129	202	113
		C	48839	59885	68134	50162	50697	145	73	82	147	78
		NC	74243	73554	66657	72074	71918	84	29	46	55	35
	Sawn	All	29592	29272	30024	30758	31941	1409	1866	1835	2269	2444
		C	11167	12183	12605	13158	13259	998	1326	1267	1483	1441
		NC	18425	17089	17419	17600	18682	411	540	568	786	1002
	Ven	All	1079	1079	1148	1176	1179	50	45	51	49	58
		C	637	652	729	765	765	10	10	11	12	19
		NC	442	428	419	410	413	40	36	40	38	39
	Ply	All	4847	4963	3897	3769	4282	591	617	643	629	564
		C	2849	3204	2695	2571	2990	281	297	355	381	301
		NC	1998	1758	1202	1197	1291	310	320	288	248	262
Bolivia	Logs	All	737 <sup>I</sup>	817 <sup>I</sup>	910 <sup>I</sup>	910 <sup>x</sup>	910 <sup>x</sup>	1	2	6 <sup>I</sup>	7 <sup>C</sup>	7 <sup>x</sup>
		C	7 <sup>x</sup>	7 <sup>x</sup>	7 <sup>x</sup>	7 <sup>x</sup>	7 <sup>x</sup>	0	0	0 <sup>CBR</sup>	0 <sup>C</sup>	0 <sup>x</sup>
		NC	730	810	903	903 <sup>x</sup>	903 <sup>x</sup>	1	2	6 <sup>C</sup>	7 <sup>C</sup>	7 <sup>x</sup>
	Sawn	All	403 <sup>I</sup>	409 <sup>I</sup>	461 <sup>I</sup>	461 <sup>x</sup>	461 <sup>x</sup>	3	6	2 <sup>C</sup>	2 <sup>C</sup>	2 <sup>x</sup>
		C	1 <sup>x</sup>	1 <sup>x</sup>	2 <sup>I</sup>	2 <sup>x</sup>	2 <sup>x</sup>	1	2	1 <sup>C</sup>	0 <sup>CR</sup>	0 <sup>RX</sup>
		NC	402	408	459	459 <sup>x</sup>	459 <sup>x</sup>	2	4	1 <sup>C</sup>	2 <sup>C</sup>	2 <sup>x</sup>
	Ven	All	9	4	8 <sup>I</sup>	8 <sup>x</sup>	8 <sup>x</sup>	0 <sup>RI</sup>	0 <sup>RI</sup>	0 <sup>RI</sup>	0 <sup>RI</sup>	0 <sup>RX</sup>
		C	0	0	1 <sup>I</sup>	1 <sup>x</sup>	1 <sup>x</sup>	0 <sup>CBR</sup>	0 <sup>CBR</sup>	0 <sup>CBR</sup>	0 <sup>CBR</sup>	0 <sup>RX</sup>
		NC	9	4	7	7 <sup>x</sup>	7 <sup>x</sup>	0 <sup>R</sup>	0 <sup>CR</sup>	0 <sup>CR</sup>	0 <sup>CR</sup>	0 <sup>RX</sup>
	Ply	All	6 <sup>I</sup>	9 <sup>I</sup>	9 <sup>x</sup>	11 <sup>I</sup>	11 <sup>x</sup>	0 <sup>R</sup>	0 <sup>CBR</sup>	0 <sup>RI</sup>	0 <sup>RI</sup>	0 <sup>RX</sup>
		C	3 <sup>x</sup>	3 <sup>x</sup>	3 <sup>x</sup>	3 <sup>x</sup>	3 <sup>x</sup>	0 <sup>R</sup>	0 <sup>CBR</sup>	0 <sup>CBR</sup>	0 <sup>CBR</sup>	0 <sup>RX</sup>
		NC	3	6 <sup>I</sup>	6 <sup>x</sup>	8 <sup>I</sup>	8 <sup>x</sup>	0	0 <sup>CBR</sup>	0 <sup>CR</sup>	0 <sup>C</sup>	0 <sup>x</sup>
Brazil	Logs	All	106758 <sup>F</sup>	117887	118753	105131 <sup>F</sup>	105131 <sup>x</sup>	14	12 <sup>I</sup>	16 <sup>I</sup>	8	8
		C	39399 <sup>F</sup>	51387 <sup>I</sup>	59339 <sup>I</sup>	40381 <sup>F</sup>	40381 <sup>x</sup>	5	1 <sup>F</sup>	0 <sup>CBR</sup>	0	0
		NC	67359 <sup>F</sup>	66500 <sup>I</sup>	59414 <sup>I</sup>	64750 <sup>F</sup>	64750 <sup>x</sup>	9	11	16	8	8
	Sawn	All	23500	23557	23797	24414	24987	60	154	134	146	153
		C	7400	8935	9078	9577	9532	9	61	46	40	42
		NC	16100	14622	14719	14837	15455	51	92	88	105	111
	Ven	All	550 <sup>x</sup>	550 <sup>x</sup>	550 <sup>x</sup>	550 <sup>x</sup>	550 <sup>x</sup>	8	10 <sup>I</sup>	13	12	13
		C	250 <sup>x</sup>	250 <sup>x</sup>	250 <sup>x</sup>	250 <sup>x</sup>	250 <sup>x</sup>	1	1 <sup>I</sup>	2	2	2
		NC	300 <sup>x</sup>	300 <sup>x</sup>	300 <sup>x</sup>	300 <sup>x</sup>	300 <sup>x</sup>	7	10	10	11	11
	Ply	All	3810	4025 <sup>I</sup>	3044	2809	3196	1	8	8	8 <sup>I</sup>	8 <sup>I</sup>
		C	2430	2900 <sup>I</sup>	2375	2161	2494	1	8	7	7	8
		NC	1380	1125	669	648	702	0 <sup>R</sup>	0 <sup>R</sup>	1	0 <sup>CBR</sup>	0 <sup>RI</sup>
Colombia	Logs	All	3011	2551	2913	2962	2046	2	0 <sup>R</sup>	0 <sup>R</sup>	0 <sup>R</sup>	0 <sup>R</sup>
		C	1061	952	1041	1058	863	2	0	0	0	0
		NC	1949	1598	1873	1904	1183	0	0 <sup>R</sup>	0 <sup>R</sup>	0 <sup>R</sup>	0 <sup>R</sup>
	Sawn	All	623	407	389	381	723	1 <sup>C</sup>	1 <sup>I</sup>	2 <sup>C</sup>	5 <sup>C</sup>	5 <sup>x</sup>
		C	149	98	93	92	173	0 <sup>CR</sup>	1	1 <sup>C</sup>	5 <sup>C</sup>	5 <sup>x</sup>
		NC	473	309	296	290	549	1 <sup>C</sup>	0 <sup>CR</sup>	1 <sup>C</sup>	1 <sup>C</sup>	1 <sup>x</sup>
	Ven	All	1	1	1	1	2	1 <sup>C</sup>	1 <sup>C</sup>	2 <sup>C</sup>	2 <sup>I</sup>	2 <sup>x</sup>
		C	0	0	0	0	0	1 <sup>C</sup>	1 <sup>C</sup>	1 <sup>C</sup>	0 <sup>CBR</sup>	0 <sup>RX</sup>
		NC	1	1	1	1	2	1 <sup>C</sup>	1 <sup>C</sup>	1 <sup>C</sup>	2 <sup>C</sup>	2 <sup>x</sup>
	Ply	All	41	43	45	53	76	4 <sup>C</sup>	8 <sup>C</sup>	10 <sup>C</sup>	15 <sup>C</sup>	15 <sup>x</sup>
		C	0	0	0	0	0	1 <sup>C</sup>	3 <sup>C</sup>	4 <sup>C</sup>	11 <sup>C</sup>	11 <sup>x</sup>
		NC	41	43	45	53	76	3 <sup>C</sup>	5 <sup>C</sup>	6 <sup>C</sup>	4 <sup>C</sup>	4 <sup>x</sup>
Ecuador	Logs	All	741 <sup>I</sup>	741 <sup>x</sup>	728	757	757 <sup>x</sup>	1 <sup>I</sup>	0 <sup>RI</sup>	0 <sup>RI</sup>	0 <sup>C</sup>	0 <sup>x</sup>
		C	165	165 <sup>x</sup>	254	266	266 <sup>x</sup>	0 <sup>R</sup>	0 <sup>CR</sup>	0 <sup>CR</sup>	0 <sup>C</sup>	0 <sup>x</sup>
		NC	576	576 <sup>x</sup>	474	491	491 <sup>x</sup>	1 <sup>CB</sup>	0 <sup>CB</sup>	0 <sup>CBR</sup>	0 <sup>C</sup>	0 <sup>x</sup>
	Sawn	All	160	160 <sup>x</sup>	350	393 <sup>I</sup>	393 <sup>x</sup>	0 <sup>CR</sup>	0 <sup>CR</sup>	0 <sup>CR</sup>	0 <sup>CR</sup>	0 <sup>RX</sup>
		C	95	95 <sup>x</sup>	107	107 <sup>x</sup>	107 <sup>x</sup>	0 <sup>CR</sup>	0 <sup>CR</sup>	0 <sup>CR</sup>	0 <sup>CR</sup>	0 <sup>RX</sup>
		NC	65	65 <sup>x</sup>	243	286	286 <sup>x</sup>	0 <sup>CR</sup>	0 <sup>CR</sup>	0 <sup>CR</sup>	0 <sup>CR</sup>	0 <sup>RX</sup>
	Ven	All	121 <sup>x</sup>	121 <sup>x</sup>	198 <sup>I</sup>	234 <sup>I</sup>	234 <sup>x</sup>	0 <sup>CR</sup>	0 <sup>CR</sup>	0 <sup>CR</sup>	0 <sup>CR</sup>	0 <sup>RX</sup>
		C	86 <sup>x</sup>	86 <sup>x</sup>	162	198	198 <sup>x</sup>	0 <sup>CR</sup>	0 <sup>CR</sup>	0 <sup>CR</sup>	0 <sup>CR</sup>	0 <sup>RX</sup>
		NC	36 <sup>x</sup>	36 <sup>x</sup>	36 <sup>x</sup>	36 <sup>x</sup>	36 <sup>x</sup>	0 <sup>CR</sup>	0 <sup>CR</sup>	0 <sup>CR</sup>	0 <sup>CR</sup>	0 <sup>RX</sup>
	Ply	All	487	487 <sup>x</sup>	487 <sup>x</sup>	487 <sup>x</sup>	487 <sup>x</sup>	1 <sup>RI</sup>	1 <sup>C</sup>	1 <sup>I</sup>	1 <sup>I</sup>	1 <sup>x</sup>
		C	149	149 <sup>x</sup>	149 <sup>x</sup>	149 <sup>x</sup>	149 <sup>x</sup>	0 <sup>CR</sup>	1 <sup>C</sup>	0 <sup>CR</sup>	0 <sup>CR</sup>	0 <sup>RX</sup>
		NC	338	338 <sup>x</sup>	338 <sup>x</sup>	338 <sup>x</sup>	338 <sup>x</sup>	0 <sup>CBR</sup>	0 <sup>CR</sup>	1 <sup>CB</sup>	0 <sup>CBR</sup>	0 <sup>RX</sup>
Guatemala	Logs	All	419	442	443	443 <sup>x</sup>	443 <sup>x</sup>	12 <sup>I</sup>	1 <sup>I</sup>	2 <sup>I</sup>	1 <sup>CB</sup>	1 <sup>x</sup>
		C	148	190	363	363 <sup>x</sup>	363 <sup>x</sup>	12	0 <sup>FR</sup>	0 <sup>CR</sup>	0 <sup>CBR</sup>	0 <sup>x</sup>
		NC	271	252	80	80 <sup>x</sup>	80 <sup>x</sup>	0 <sup>CR</sup>	1 <sup>C</sup>	2 <sup>CB</sup>	1 <sup>CB</sup>	1 <sup>x</sup>
	Sawn	All	150 <sup>I</sup>	150 <sup>x</sup>	54	54 <sup>x</sup>	54 <sup>x</sup>	3 <sup>I</sup>	12 <sup>C</sup>	2 <sup>C</sup>	39 <sup>C</sup>	39 <sup>x</sup>
		C	50 <sup>I</sup>	50 <sup>x</sup>	33	33 <sup>x</sup>	33 <sup>x</sup>	1 <sup>C</sup>	5 <sup>C</sup>	1 <sup>C</sup>	34 <sup>C</sup>	34 <sup>x</sup>
		NC	100 <sup>I</sup>	100 <sup>x</sup>	21	21 <sup>x</sup>	21 <sup>x</sup>	3 <sup>CB</sup>	6 <sup>C</sup>	2 <sup>C</sup>	4 <sup>C</sup>	4 <sup>x</sup>
	Ven	All	19	20 <sup>I</sup>	20 <sup>x</sup>	20 <sup>x</sup>	20 <sup>x</sup>	0 <sup>CR</sup>	1 <sup>C</sup>	0 <sup>CR</sup>	1 <sup>C</sup>	1 <sup>x</sup>
		C	0	15 <sup>I</sup>	15 <sup>x</sup>	15 <sup>x</sup>	15 <sup>x</sup>	0 <sup>CR</sup>	0 <sup>CR</sup>	0 <sup>CR</sup>	1 <sup>C</sup>	1 <sup>x</sup>
		NC	19	5 <sup>I</sup>	5 <sup>x</sup>	5 <sup>x</sup>	5 <sup>x</sup>	0 <sup>CR</sup>	1 <sup>C</sup>	0 <sup>CR</sup>	0 <sup>CR</sup>	0 <sup>RX</sup>
	Ply	All	30 <sup>I</sup>	30 <sup>x</sup>	30 <sup>x</sup>	30 <sup>x</sup>	30 <sup>x</sup>	3 <sup>C</sup>	3 <sup>C</sup>	4 <sup>C</sup>	5 <sup>C</sup>	5 <sup>x</sup>
		C	10 <sup>I</sup>	10 <sup>x</sup>	10 <sup>x</sup>	10 <sup>x</sup>	10 <sup>x</sup>	2 <sup>C</sup>	3 <sup>C</sup>	4 <sup>C</sup>	4 <sup>C</sup>	4 <sup>x</sup>
		NC	20 <sup>x</sup>	20 <sup>x</sup>	20 <sup>x</sup>	20 <sup>x</sup>	20 <sup>x</sup>	0 <sup>CR</sup>	1 <sup>C</sup>	0 <sup>CR</sup>	1 <sup>C</sup>	1 <sup>x</sup>

Exports					Domestic Consumption					Species	Product	Country
2004	2005	2006	2007	2008*	2004	2005	2006	2007	2008*			
1 <sup>I</sup>	0 <sup>RI</sup>	0 <sup>RI</sup>	0 <sup>CBR</sup>	0 <sup>RX</sup>	31	32	32	30	30	All	Logs	Vanuatu
0 <sup>C</sup>	0 <sup>C</sup>	0 <sup>C</sup>	0 <sup>CB</sup>	0 <sup>X</sup>	0	0	1	0	0	C		
1 <sup>CB</sup>	0 <sup>CBR</sup>	0 <sup>CBR</sup>	0 <sup>CBR</sup>	0 <sup>RX</sup>	31	31	31	30	30	NC		
7 <sup>CB</sup>	2 <sup>CB</sup>	1 <sup>CB</sup>	1 <sup>CB</sup>	1 <sup>X</sup>	12	15	17	16	16	All	Sawn	
0 <sup>CBR</sup>	0 <sup>CBR</sup>	0 <sup>CBR</sup>	0 <sup>CBR</sup>	0 <sup>RX</sup>	2	2	4	3	3	C		
7 <sup>CB</sup>	2 <sup>CB</sup>	1 <sup>CB</sup>	1 <sup>CB</sup>	1 <sup>X</sup>	9	12	13	13	13	NC		
0 <sup>C</sup>	0 <sup>I</sup>	0 <sup>C</sup>	0 <sup>CBR</sup>	0 <sup>RX</sup>	0	0	0	0	0	All	Ven	
0 <sup>C</sup>	0 <sup>C</sup>	0 <sup>C</sup>	0 <sup>CB</sup>	0 <sup>X</sup>	0	0	0	0	0	C		
0 <sup>C</sup>	0 <sup>C</sup>	0 <sup>C</sup>	0 <sup>CBR</sup>	0 <sup>RX</sup>	0	0	0	0	0	NC		
0 <sup>I</sup>	0 <sup>RI</sup>	0 <sup>C</sup>	0 <sup>C</sup>	0 <sup>X</sup>	0	0	0	1	1	All	Ply	
0 <sup>CBR</sup>	0 <sup>CBR</sup>	0 <sup>C</sup>	0 <sup>C</sup>	0 <sup>X</sup>	0	0	0	1	1	C		
0 <sup>C</sup>	0 <sup>C</sup>	0 <sup>C</sup>	0 <sup>C</sup>	0 <sup>X</sup>	0	0	0	0	0	NC		
<b>480</b>	<b>263</b>	<b>373</b>	<b>395</b>	<b>378</b>	<b>122830</b>	<b>133278</b>	<b>134547</b>	<b>122043</b>	<b>122350</b>	All	Logs	
<b>95</b>	<b>24</b>	<b>2</b>	<b>7</b>	<b>7</b>	<b>48889</b>	<b>59934</b>	<b>68214</b>	<b>50302</b>	<b>50768</b>	C		
<b>386</b>	<b>239</b>	<b>371</b>	<b>388</b>	<b>371</b>	<b>73941</b>	<b>73345</b>	<b>66333</b>	<b>71741</b>	<b>71581</b>	NC		
<b>4557</b>	<b>4389</b>	<b>3943</b>	<b>4075</b>	<b>4207</b>	<b>26444</b>	<b>26748</b>	<b>27917</b>	<b>28952</b>	<b>30177</b>	All	Sawn	
<b>2132</b>	<b>2050</b>	<b>1736</b>	<b>1667</b>	<b>1730</b>	<b>10033</b>	<b>11459</b>	<b>12135</b>	<b>12974</b>	<b>12970</b>	C		
<b>2425</b>	<b>2339</b>	<b>2206</b>	<b>2408</b>	<b>2477</b>	<b>16412</b>	<b>15289</b>	<b>15782</b>	<b>15978</b>	<b>17207</b>	NC		Latin America/ Caribbean
<b>143</b>	<b>249</b>	<b>219</b>	<b>316</b>	<b>331</b>	<b>985</b>	<b>875</b>	<b>979</b>	<b>909</b>	<b>905</b>	All	Ven	
<b>27</b>	<b>38</b>	<b>31</b>	<b>146</b>	<b>154</b>	<b>620</b>	<b>623</b>	<b>709</b>	<b>630</b>	<b>630</b>	C		
<b>117</b>	<b>211</b>	<b>188</b>	<b>169</b>	<b>177</b>	<b>365</b>	<b>252</b>	<b>271</b>	<b>279</b>	<b>275</b>	NC		
<b>3490</b>	<b>3922</b>	<b>3076</b>	<b>2693</b>	<b>2815</b>	<b>1949</b>	<b>1658</b>	<b>1464</b>	<b>1705</b>	<b>2031</b>	All	Ply	
<b>2114</b>	<b>2938</b>	<b>2332</b>	<b>2098</b>	<b>2196</b>	<b>1016</b>	<b>564</b>	<b>717</b>	<b>854</b>	<b>1096</b>	C		
<b>1376</b>	<b>984</b>	<b>743</b>	<b>594</b>	<b>619</b>	<b>932</b>	<b>1095</b>	<b>747</b>	<b>851</b>	<b>935</b>	NC		
6	6 <sup>C</sup>	9 <sup>I</sup>	9 <sup>CB</sup>	9 <sup>X</sup>	732	814	907	908	908	All	Logs	Bolivia
0	0 <sup>C</sup>	0 <sup>C</sup>	0 <sup>CBR</sup>	0 <sup>RX</sup>	7	7	7	7	7	C		
6	6 <sup>C</sup>	9 <sup>CB</sup>	9 <sup>CB</sup>	9 <sup>X</sup>	725	807	900	901	901	NC		
54	59 <sup>F</sup>	98 <sup>CB</sup>	151 <sup>CB</sup>	151 <sup>X</sup>	352	356	366	312	312	All	Sawn	
0	0 <sup>CR</sup>	3 <sup>CB</sup>	1 <sup>CB</sup>	1 <sup>X</sup>	2	3	0	1	1	C		
54	59	95 <sup>CB</sup>	150 <sup>CB</sup>	150 <sup>X</sup>	349	353	366	310	310	NC		
1	1 <sup>C</sup>	1 <sup>C</sup>	2 <sup>C</sup>	2 <sup>X</sup>	8	3	7	6	6	All	Ven	
0	0 <sup>CR</sup>	0 <sup>CR</sup>	0 <sup>CR</sup>	0 <sup>RX</sup>	0	0	1	1	1	C		
1	1 <sup>C</sup>	1 <sup>C</sup>	2 <sup>C</sup>	2 <sup>X</sup>	8	3	6	5	5	NC		
2	5 <sup>C</sup>	5 <sup>CB</sup>	8 <sup>CB</sup>	8 <sup>X</sup>	4	4	4	3	3	All	Ply	
0	2 <sup>C</sup>	1 <sup>CB</sup>	1 <sup>CB</sup>	1 <sup>X</sup>	3	1	2	2	2	C		
2	3 <sup>C</sup>	4 <sup>CB</sup>	7 <sup>CB</sup>	7 <sup>X</sup>	1	3	2	1	1	NC		
100	25	7	19	19	106672	117874	118762	105121	105120	All	Logs	Brazil
93	20	1	0 <sup>R</sup>	0 <sup>R</sup>	39312	51368	59338	40381	40381	C		
8	5	7	18	19	67360	66507	59424	64740	64739	NC		
3868 <sup>I</sup>	3653	3167	3167	3325	19692	20058	20764	21393	21815	All	Sawn	
1830 <sup>C</sup>	1761	1505	1468	1541	5580	7235	7619	8150	8033	C		
2038 <sup>F</sup>	1891	1662	1699	1784	14113	12823	13145	13243	13782	NC		
132	234	207	308	323	426	327	356	254	240	All	Ven	
26	37	31	146	153	224	213	221	106	98	C		
105 <sup>C</sup>	196	176	162	170	202	113	134	149	141	NC		
3243 <sup>I</sup>	3668	2868	2518	2644	569	366	184	299	561	All	Ply	
2040 <sup>CB</sup>	2872	2297	2073	2176	391	36	85	96	325	C		
1202 <sup>C</sup>	795	572	445	467	178	330	98	203	235	NC		
65	17	9 <sup>I</sup>	18 <sup>I</sup>	18 <sup>X</sup>	2947	2534	2904	2944	2029	All	Logs	Colombia
0 <sup>CR</sup>	0 <sup>R</sup>	0 <sup>R</sup>	0 <sup>R</sup>	0 <sup>RX</sup>	1063	952	1040	1058	863	C		
65	17	9 <sup>C</sup>	18 <sup>C</sup>	18 <sup>X</sup>	1884	1582	1864	1886	1165	NC		
2	3	5	8	3	622	405	386	378	725	All	Sawn	
0 <sup>R</sup>	0 <sup>R</sup>	1	1	0 <sup>R</sup>	149	98	94	96	178	C		
2	3	4	8	3	472	307	292	283	547	NC		
0 <sup>R</sup>	0 <sup>R</sup>	0 <sup>R</sup>	0 <sup>R</sup>	0 <sup>R</sup>	2	2	2	3	4	All	Ven	
0 <sup>R</sup>	0 <sup>R</sup>	0 <sup>R</sup>	0 <sup>R</sup>	0 <sup>R</sup>	1	1	1	0	0	C		
0 <sup>R</sup>	0 <sup>R</sup>	0 <sup>R</sup>	0 <sup>R</sup>	0 <sup>R</sup>	2	2	2	3	4	NC		
9	6	9	9 <sup>C</sup>	7 <sup>I</sup>	36	44	46	59	84	All	Ply	
0 <sup>R</sup>	0 <sup>R</sup>	1	2 <sup>C</sup>	0	1	3	3	9	11	C		
9	6	8	7 <sup>C</sup>	7 <sup>X</sup>	35	41	43	50	73	NC		
117 <sup>C</sup>	35 <sup>C</sup>	79 <sup>CB</sup>	102 <sup>CB</sup>	102 <sup>X</sup>	625	706	649	655	655	All	Logs	Ecuador
0 <sup>C</sup>	0 <sup>CR</sup>	0 <sup>CBR</sup>	0 <sup>CBR</sup>	0 <sup>RX</sup>	165	165	254	266	266	C		
117 <sup>C</sup>	35 <sup>C</sup>	79 <sup>CB</sup>	102 <sup>CB</sup>	102 <sup>X</sup>	459	541	395	389	389	NC		
29 <sup>I</sup>	34 <sup>I</sup>	37 <sup>I</sup>	42 <sup>I</sup>	42 <sup>X</sup>	131	126	314	351	351	All	Sawn	
6 <sup>CB</sup>	4 <sup>CB</sup>	3 <sup>CB</sup>	3 <sup>CB</sup>	3 <sup>X</sup>	89	91	104	104	104	C		
22 <sup>C</sup>	30 <sup>C</sup>	34 <sup>C</sup>	39 <sup>C</sup>	39 <sup>X</sup>	43	35	210	246	246	NC		
1 <sup>C</sup>	2 <sup>I</sup>	2 <sup>I</sup>	2 <sup>I</sup>	2 <sup>X</sup>	121	120	196	233	233	All	Ven	
0 <sup>CR</sup>	0 <sup>CBR</sup>	0 <sup>CBR</sup>	0 <sup>C</sup>	0 <sup>X</sup>	86	86	162	198	198	C		
1 <sup>C</sup>	2 <sup>C</sup>	2 <sup>C</sup>	2 <sup>CB</sup>	2 <sup>X</sup>	35	34	34	34	34	NC		
132 <sup>I</sup>	140 <sup>I</sup>	108 <sup>I</sup>	80 <sup>I</sup>	80 <sup>X</sup>	355	348	380	408	408	All	Ply	
54 <sup>C</sup>	55 <sup>C</sup>	23 <sup>C</sup>	8 <sup>C</sup>	8 <sup>X</sup>	95	95	127	142	142	C		
78 <sup>CB</sup>	85 <sup>CB</sup>	85 <sup>CB</sup>	72 <sup>CB</sup>	72 <sup>X</sup>	260	253	253	266	266	NC		
10	3	1 <sup>I</sup>	3 <sup>I</sup>	3 <sup>X</sup>	421	440	444	442	442	All	Logs	Guatemala
1	2	1 <sup>F</sup>	1 <sup>I</sup>	1 <sup>X</sup>	159	188	363	362	362	C		
9	1	0 <sup>CR</sup>	2 <sup>C</sup>	2 <sup>X</sup>	262	252	81	79	79	NC		
35 <sup>I</sup>	54 <sup>I</sup>	46 <sup>C</sup>	51 <sup>C</sup>	51 <sup>X</sup>	119	108	10	41	41	All	Sawn	
18	33	28 <sup>C</sup>	29 <sup>C</sup>	29 <sup>X</sup>	32	22	6	39	39	C		
16 <sup>C</sup>	21 <sup>C</sup>	18 <sup>C</sup>	22 <sup>C</sup>	22 <sup>X</sup>	86	86	5	3	3	NC		
0 <sup>RI</sup>	1 <sup>CB</sup>	0 <sup>CBR</sup>	0 <sup>CBR</sup>	0 <sup>RX</sup>	19	20	20	21	21	All	Ven	
0 <sup>I</sup>	0 <sup>CBR</sup>	0 <sup>CBR</sup>	0 <sup>CB</sup>	0 <sup>X</sup>	0	15	15	16	16	C		
0 <sup>CBR</sup>	1 <sup>CB</sup>	0 <sup>CBR</sup>	0 <sup>CBR</sup>	0 <sup>RX</sup>	19	5	5	5	5	NC		
4 <sup>I</sup>	10 <sup>I</sup>	8 <sup>I</sup>	5 <sup>I</sup>	5 <sup>X</sup>	29	24	26	30	30	All	Ply	
3 <sup>C</sup>	5 <sup>C</sup>	3 <sup>C</sup>	1 <sup>C</sup>	1 <sup>X</sup>	10	8	11	13	13	C		
2 <sup>CB</sup>	5 <sup>CB</sup>	5 <sup>CB</sup>	4 <sup>CB</sup>	4 <sup>X</sup>	19	16	15	16	16	NC		

Table 1-1-c. Production, Trade and Consumption of All Timber by ITTO Producers (1000 m<sup>3</sup>)

Country	Product	Species	Production					Imports				
			2004	2005	2006	2007	2008*	2004	2005	2006	2007	2008*
Guyana	Logs	All	366	381	474	425	438	0	0	0 <sup>RI</sup>	0 <sup>CBR</sup>	0
		C	0	0	0	0	0	0	0	0 <sup>CBR</sup>	0 <sup>CBR</sup>	0
		NC	366	381	474	425	438	0	0	0	0 <sup>CBR</sup>	0
	Sawn	All	56 <sup>I</sup>	58	68	74	77	0	0	0	0	0
		C	0 <sup>I</sup>	0	0	0	0	0	0	0	0	0
		NC	56 <sup>I</sup>	58	68	74	77	0	0	0	0	0
	Ven	All	0	0	0	0	0	0	0	0 <sup>RI</sup>	0 <sup>CBR</sup>	0
		C	0	0	0	0	0	0	0	0 <sup>CBR</sup>	0 <sup>CBR</sup>	0
		NC	0	0	0	0	0	0	0	0 <sup>CR</sup>	0 <sup>CBR</sup>	0
	Ply	All	54	37	34	39	40	1 <sup>CB</sup>	2 <sup>CB</sup>	2 <sup>CB</sup>	1 <sup>I</sup>	0 <sup>RI</sup>
		C	0	0	0	0	0	1 <sup>CB</sup>	2 <sup>CB</sup>	2 <sup>CB</sup>	1 <sup>CB</sup>	0
		NC	54	37	34	39	40	0 <sup>CBR</sup>	0 <sup>CBR</sup>	0 <sup>CBR</sup>	0 <sup>CR</sup>	0 <sup>RX</sup>
Honduras	Logs	All	920	935	960	881	770	0	0 <sup>R</sup>	1 <sup>I</sup>	2 <sup>I</sup>	1
		C	898	920	930	860	750	0	0 <sup>R</sup>	1	1	1
		NC	22	15	30	21	20	0	0	0 <sup>CR</sup>	1 <sup>CB</sup>	0 <sup>R</sup>
	Sawn	All	467 <sup>I</sup>	406	420 <sup>I</sup>	382 <sup>I</sup>	330 <sup>I</sup>	9 <sup>I</sup>	24	14	23	17
		C	454	400	403	370	318	9	20	9	19	10
		NC	13 <sup>X</sup>	7	17 <sup>I</sup>	12 <sup>I</sup>	12 <sup>X</sup>	0 <sup>CR</sup>	4	6	5	7
	Ven	All	0	0	0	0	0	0	0 <sup>RI</sup>	0 <sup>RI</sup>	0 <sup>RI</sup>	0 <sup>R</sup>
		C	0	0	0	0	0	0	0 <sup>CBR</sup>	0 <sup>CBR</sup>	0 <sup>CBR</sup>	0 <sup>R</sup>
		NC	0	0	0	0	0	0	0 <sup>R</sup>	0 <sup>CR</sup>	0 <sup>CR</sup>	0 <sup>R</sup>
	Ply	All	9	9	14	6	6	2	2	3	3	3
		C	9	9	14	6	6	2	2	3	2	3
		NC	0	0	0	0	0	0	0 <sup>R</sup>	0 <sup>R</sup>	1	0 <sup>R</sup>
Mexico	Logs	All	6912	6182	5792	6306	7082	193	76	92 <sup>I</sup>	163 <sup>CB</sup>	76
		C	6202	5138	4953	5602	6336	124	65	71	127 <sup>CB</sup>	66
		NC	710	1044	839	704	746	69	11	21 <sup>CB</sup>	36 <sup>CB</sup>	10
	Sawn	All	2962	2674	2650	2686	2732	1228 <sup>I</sup>	1554 <sup>I</sup>	1527 <sup>I</sup>	1880 <sup>I</sup>	2097 <sup>I</sup>
		C	2716	2222	2324	2366	2408	908 <sup>I</sup>	1150 <sup>I</sup>	1087 <sup>I</sup>	1229 <sup>CB</sup>	1229 <sup>X</sup>
		NC	246	452	326	321	324	320 <sup>CB</sup>	404 <sup>CB</sup>	440 <sup>CB</sup>	651	868
	Ven	All	350 <sup>X</sup>	350 <sup>X</sup>	350 <sup>X</sup>	350 <sup>X</sup>	350 <sup>X</sup>	35 <sup>C</sup>	26 <sup>C</sup>	31 <sup>C</sup>	30 <sup>C</sup>	30 <sup>X</sup>
		C	300 <sup>X</sup>	300 <sup>X</sup>	300 <sup>X</sup>	300 <sup>X</sup>	300 <sup>X</sup>	5 <sup>C</sup>	4 <sup>C</sup>	4 <sup>C</sup>	7 <sup>C</sup>	7 <sup>X</sup>
		NC	50 <sup>X</sup>	50 <sup>X</sup>	50 <sup>X</sup>	50 <sup>X</sup>	50 <sup>X</sup>	30 <sup>C</sup>	22 <sup>C</sup>	27 <sup>C</sup>	23 <sup>C</sup>	23 <sup>X</sup>
	Ply	All	247	148	142 <sup>I</sup>	247 <sup>I</sup>	333 <sup>I</sup>	509	514	519	470 <sup>CB</sup>	420
		C	237	123	133	232	318	232	240	292	285 <sup>CB</sup>	218
		NC	9	25	9 <sup>I</sup>	15 <sup>I</sup>	15 <sup>X</sup>	277	274	227	185 <sup>CB</sup>	202
Panama	Logs	All	93 <sup>F</sup>	78 <sup>I</sup>	83 <sup>I</sup>	83	75 <sup>X</sup>	0 <sup>RI</sup>	0 <sup>RI</sup>	6 <sup>I</sup>	0 <sup>R</sup>	0 <sup>R</sup>
		C	0 <sup>F</sup>	9 <sup>F</sup>	9	9	1	0 <sup>R</sup>	0 <sup>CBR</sup>	6 <sup>F</sup>	0 <sup>R</sup>	0 <sup>R</sup>
		NC	93 <sup>F</sup>	69	74 <sup>I</sup>	74	74 <sup>X</sup>	0 <sup>C</sup>	0	0 <sup>CR</sup>	0 <sup>R</sup>	0 <sup>R</sup>
	Sawn	All	30 <sup>I</sup>	30 <sup>I</sup>	30 <sup>I</sup>	30 <sup>I</sup>	9 <sup>I</sup>	10	7	5	7	4
		C	0 <sup>R</sup>	0 <sup>I</sup>	0 <sup>RI</sup>	0 <sup>RI</sup>	0 <sup>R</sup>	9	7	4	6	4
		NC	30 <sup>I</sup>	30 <sup>X</sup>	30 <sup>X</sup>	30 <sup>X</sup>	9 <sup>I</sup>	1	0 <sup>R</sup>	1	1	0 <sup>R</sup>
	Ven	All	1 <sup>X</sup>	1 <sup>X</sup>	0 <sup>I</sup>	0 <sup>RX</sup>	0 <sup>R</sup>	0 <sup>R</sup>	0 <sup>R</sup>	0 <sup>RI</sup>	0 <sup>R</sup>	0 <sup>R</sup>
		C	0 <sup>X</sup>	0 <sup>X</sup>	0 <sup>X</sup>	0 <sup>X</sup>	0 <sup>X</sup>	0 <sup>R</sup>	0	0 <sup>CBR</sup>	0 <sup>R</sup>	0
		NC	1 <sup>X</sup>	1 <sup>X</sup>	0 <sup>I</sup>	0 <sup>RX</sup>	0 <sup>R</sup>	0 <sup>R</sup>	0 <sup>R</sup>	0 <sup>R</sup>	0 <sup>R</sup>	0 <sup>R</sup>
	Ply	All	0 <sup>X</sup>	0 <sup>X</sup>	0 <sup>X</sup>	2	2 <sup>X</sup>	10	11	5	5	4
		C	0 <sup>X</sup>	0 <sup>X</sup>	0 <sup>X</sup>	0 <sup>X</sup>	0 <sup>X</sup>	6	6	1	0 <sup>R</sup>	0 <sup>R</sup>
		NC	0 <sup>X</sup>	0 <sup>X</sup>	0 <sup>X</sup>	2 <sup>I</sup>	2 <sup>X</sup>	4	6	3	5	4
Peru	Logs	All	1621	1742	1804	1972	2366	2 <sup>I</sup>	6 <sup>CB</sup>	2 <sup>CB</sup>	14 <sup>I</sup>	12
		C	18	14	31	8	10	0 <sup>CR</sup>	5 <sup>CB</sup>	2 <sup>CB</sup>	13 <sup>CB</sup>	5
		NC	1603	1728	1774	1963	2356	2 <sup>CB</sup>	1 <sup>CB</sup>	0 <sup>CBR</sup>	0 <sup>CR</sup>	6
	Sawn	All	671	743	856	937	1124	22	23	26	40	48
		C	9	7	16	4	5	20	22	25	39	47
		NC	662	736	840	932	1119	2	1	1	1	1
	Ven	All	6 <sup>I</sup>	10 <sup>I</sup>	7 <sup>I</sup>	4	4	1	0 <sup>R</sup>	0 <sup>CR</sup>	1 <sup>CR</sup>	1 <sup>X</sup>
		C	0 <sup>I</sup>	0	0	0	0	0 <sup>R</sup>	0 <sup>R</sup>	0 <sup>CR</sup>	0 <sup>CR</sup>	0 <sup>RX</sup>
		NC	6 <sup>I</sup>	10 <sup>I</sup>	7 <sup>I</sup>	4	4	0 <sup>R</sup>	0 <sup>R</sup>	0 <sup>CR</sup>	0 <sup>CR</sup>	0 <sup>RX</sup>
	Ply	All	134 <sup>I</sup>	131 <sup>I</sup>	71 <sup>I</sup>	79 <sup>I</sup>	92 <sup>I</sup>	2	4	2 <sup>C</sup>	7 <sup>C</sup>	7 <sup>X</sup>
		C	10 <sup>I</sup>	10 <sup>X</sup>	10 <sup>X</sup>	10 <sup>X</sup>	10 <sup>X</sup>	2	3	2 <sup>C</sup>	7 <sup>C</sup>	7 <sup>X</sup>
		NC	124	121	61	69	82	0 <sup>R</sup>	0 <sup>R</sup>	0 <sup>CR</sup>	1 <sup>C</sup>	1 <sup>X</sup>
Suriname	Logs	All	159	181	193	166	180	0	0	0 <sup>RI</sup>	0 <sup>RI</sup>	0
		C	0 <sup>R</sup>	0 <sup>R</sup>	0	0	1	0	0	0	0	0
		NC	159	181	193	166	180	0	0	0 <sup>CR</sup>	0 <sup>CBR</sup>	0
	Sawn	All	58	65	69	57	60	0	0	0 <sup>RI</sup>	0 <sup>RI</sup>	0 <sup>RX</sup>
		C	0 <sup>R</sup>	0 <sup>R</sup>	0 <sup>R</sup>	0 <sup>R</sup>	0 <sup>R</sup>	0	0	0 <sup>CBR</sup>	0 <sup>CBR</sup>	0 <sup>RX</sup>
		NC	58	65	69	57	60	0	0	0 <sup>CR</sup>	0 <sup>CR</sup>	0 <sup>RX</sup>
	Ven	All	0	0	3	3 <sup>I</sup>	3 <sup>X</sup>	0	0	0 <sup>R</sup>	0 <sup>RI</sup>	0 <sup>R</sup>
		C	0	0	0	0 <sup>I</sup>	0 <sup>X</sup>	0	0	0 <sup>R</sup>	0 <sup>R</sup>	0 <sup>R</sup>
		NC	0	0	3	3 <sup>I</sup>	3 <sup>X</sup>	0	0	0 <sup>R</sup>	0 <sup>CR</sup>	0 <sup>R</sup>
	Ply	All	1	1 <sup>F</sup>	1 <sup>F</sup>	0 <sup>RI</sup>	1	6	4	5	5	5
		C	0	0	0 <sup>I</sup>	0 <sup>I</sup>	0 <sup>X</sup>	1 <sup>R</sup>	0 <sup>R</sup>	0 <sup>R</sup>	0 <sup>R</sup>	1
		NC	1	1 <sup>I</sup>	1 <sup>I</sup>	0 <sup>R</sup>	1	6	4	4	5	5
Trinidad and Tobago	Logs	All	50 <sup>I</sup>	60 <sup>I</sup>	65 <sup>I</sup>	65 <sup>X</sup>	65 <sup>X</sup>	3	4 <sup>I</sup>	3 <sup>I</sup>	7 <sup>I</sup>	7 <sup>X</sup>
		C	5 <sup>X</sup>	5 <sup>X</sup>	10	10 <sup>X</sup>	10 <sup>X</sup>	1	1 <sup>CB</sup>	2 <sup>CB</sup>	6 <sup>CB</sup>	6 <sup>X</sup>
		NC	46	55	55 <sup>X</sup>	55 <sup>X</sup>	55 <sup>X</sup>	2	3	1 <sup>C</sup>	2 <sup>C</sup>	2 <sup>X</sup>
	Sawn	All	32 <sup>I</sup>	50	41 <sup>F</sup>	41 <sup>F</sup>	41 <sup>X</sup>	40	60	57 <sup>I</sup>	62 <sup>I</sup>	62 <sup>X</sup>
		C	3 <sup>X</sup>	4	9 <sup>F</sup>	9 <sup>F</sup>	9 <sup>X</sup>	38	58	56 <sup>CB</sup>	60 <sup>CB</sup>	60 <sup>X</sup>
		NC	29	46	32 <sup>F</sup>	32 <sup>F</sup>	32 <sup>X</sup>	2	2	1 <sup>C</sup>	2 <sup>F</sup>	2 <sup>X</sup>
	Ven	All	2 <sup>X</sup>	2 <sup>X</sup>	2 <sup>X</sup>	2 <sup>X</sup>	2 <sup>X</sup>	0 <sup>RI</sup>	0 <sup>RI</sup>	0 <sup>CBR</sup>	0 <sup>CR</sup>	0 <sup>RX</sup>
		C	1 <sup>X</sup>	1 <sup>X</sup>	1 <sup>X</sup>	1 <sup>X</sup>	1 <sup>X</sup>	0 <sup>CBR</sup>	0 <sup>CR</sup>	0 <sup>CBR</sup>	0 <sup>CR</sup>	0 <sup>RX</sup>
		NC	1 <sup>X</sup>	1 <sup>X</sup>	1 <sup>X</sup>	1 <sup>X</sup>	1 <sup>X</sup>	0 <sup>CR</sup>	0 <sup>CBR</sup>	0 <sup>CBR</sup>	0 <sup>CR</sup>	0 <sup>RX</sup>
	Ply	All	0 <sup>X</sup>	0 <sup>X</sup>	0 <sup>X</sup>	0 <sup>X</sup>	0 <sup>X</sup>	26	22	42 <sup>CB</sup>	40 <sup>CB</sup>	40 <sup>X</sup>
		C	0 <sup>X</sup>	0 <sup>X</sup>	0 <sup>X</sup>	0 <sup>X</sup>	0 <sup>X</sup>	23	19	29 <sup>CB</sup>	26 <sup>CB</sup>	26 <sup>X</sup>
		NC	0 <sup>X</sup>	0 <sup>X</sup>	0 <sup>X</sup>	0 <sup>X</sup>	0 <sup>X</sup>	3	3	13 <sup>CB</sup>	14 <sup>CB</sup>	14 <sup>X</sup>

Exports					Domestic Consumption					Species	Product	Country
2004	2005	2006	2007	2008*	2004	2005	2006	2007	2008*			
71	123	200	171	176	295	258	274	254	262	All	Logs	Guyana
0	0	0	0	0	0	0	0	0	0	C		
71	123	200	171	176	295	258	274	254	262	NC		
40	22	34	44	45	16	36	34	30	31	All	Sawn	
0	0	0	0	0	0	0	0	0	0	C		
40	22	34	44	45	16	36	34	30	31	NC		
0	0	0	0	0	0	0	0	0	0	All	Ven	
0	0	0	0	0	0	0	0	0	0	C		
0	0	0	0	0	0	0	0	0	0	NC		
49	37	24	24	25	6	2	12	16	15	All	Ply	
0	0	0	0	0	1	2	2	1	0	C		
49	37	24	24	25	5	0	10	15	15	NC		
0 <sup>RI</sup>	3 <sup>I</sup>	0	0	0	920	933	961	883	771	All	Logs	Honduras
0	0	0	0	0	898	921	931	861	751	C		
0 <sup>CR</sup>	3 <sup>C</sup>	0	0	0	22	13	30	22	20	NC		
165 <sup>I</sup>	175 <sup>I</sup>	170 <sup>I</sup>	141 <sup>I</sup>	130 <sup>I</sup>	312	255	264	263	217	All	Sawn	
152	169	153	131	120	311	250	259	257	208	C		
13 <sup>C</sup>	6 <sup>C</sup>	17 <sup>C</sup>	10 <sup>C</sup>	10 <sup>X</sup>	1	5	6	7	9	NC		
0	0	0	0	0	0	0	0	0	0	All	Ven	
0	0	0	0	0	0	0	0	0	0	C		
0	0	0	0	0	0	0	0	0	0	NC		
0	0 <sup>R</sup>	0 <sup>R</sup>	4 <sup>I</sup>	0 <sup>R</sup>	11	11	17	5	9	All	Ply	
0	0 <sup>R</sup>	0 <sup>R</sup>	4 <sup>C</sup>	0 <sup>R</sup>	11	11	17	4	9	C		
0	0	0	0	0	0	0	0	1	0	NC		
5 <sup>CB</sup>	6 <sup>CB</sup>	6 <sup>CB</sup>	12 <sup>CB</sup>	12 <sup>X</sup>	7100	6252	5878	6457	7146	All	Logs	Mexico
1 <sup>CB</sup>	2 <sup>CB</sup>	1 <sup>CB</sup>	6 <sup>CB</sup>	6 <sup>X</sup>	6325	5201	5023	5723	6396	C		
4 <sup>CB</sup>	4 <sup>CB</sup>	5 <sup>CB</sup>	6 <sup>CB</sup>	6 <sup>X</sup>	775	1052	854	734	750	NC		
51 <sup>CB</sup>	47 <sup>CB</sup>	41 <sup>CB</sup>	37 <sup>CB</sup>	37 <sup>X</sup>	4139	4180	4136	4529	4792	All	Sawn	
48 <sup>CB</sup>	42 <sup>CB</sup>	36 <sup>CB</sup>	31 <sup>CB</sup>	31 <sup>X</sup>	3576	3330	3376	3564	3606	C		
3 <sup>CB</sup>	5 <sup>CB</sup>	5 <sup>CB</sup>	6 <sup>CB</sup>	6 <sup>X</sup>	564	851	761	966	1186	NC		
3 <sup>C</sup>	2 <sup>C</sup>	3 <sup>I</sup>	2 <sup>C</sup>	2 <sup>X</sup>	382	375	378	378	378	All	Ven	
0 <sup>CR</sup>	0 <sup>CR</sup>	0 <sup>CBR</sup>	0 <sup>CR</sup>	0 <sup>RX</sup>	305	304	304	306	306	C		
3 <sup>C</sup>	2 <sup>C</sup>	3 <sup>C</sup>	2 <sup>C</sup>	2 <sup>X</sup>	77	70	74	71	71	NC		
13 <sup>I</sup>	11 <sup>I</sup>	9 <sup>I</sup>	2 <sup>I</sup>	2	742	651	652	715	751	All	Ply	
8	2	1	1	1	461	361	423	516	535	C		
5 <sup>C</sup>	9 <sup>C</sup>	7 <sup>C</sup>	1 <sup>C</sup>	1	282	290	229	200	215	NC		
80	30	42 <sup>I</sup>	49 <sup>I</sup>	24	14	49	47	34	51	All	Logs	Panama
0	0	0	0 <sup>R</sup>	0	0	9	15	9	1	C		
80	30	42 <sup>CB</sup>	49 <sup>CB</sup>	24	13	39	32	25	50	NC		
20	9	10	16	3	21	28	25	21	10	All	Sawn	
0 <sup>R</sup>	0 <sup>R</sup>	0 <sup>R</sup>	0 <sup>R</sup>	0 <sup>R</sup>	9	7	4	7	4	C		
19	9	10	16	2	12	21	21	15	7	NC		
0 <sup>R</sup>	0 <sup>R</sup>	0	0	0 <sup>I</sup>	1	1	0	1	1	All	Ven	
0	0	0	0	0 <sup>I</sup>	0	0	0	0	0	C		
0 <sup>R</sup>	0 <sup>R</sup>	0	0	0	1	1	0	1	1	NC		
0	0	0 <sup>RI</sup>	0 <sup>RI</sup>	0	10	11	4	7	6	All	Ply	
0	0	0 <sup>R</sup>	0 <sup>CR</sup>	0	6	6	1	0	0	C		
0	0	0 <sup>CR</sup>	0	0	4	6	3	7	6	NC		
0 <sup>RI</sup>	1 <sup>CB</sup>	0	0	0	1623	1746	1806	1985	2377	All	Logs	Peru
0 <sup>CBR</sup>	0 <sup>CBR</sup>	0	0	0	18	18	33	22	15	C		
0 <sup>CR</sup>	1 <sup>CB</sup>	0	0	0	1605	1728	1774	1964	2362	NC		
220 <sup>I</sup>	291 <sup>I</sup>	322 <sup>I</sup>	408 <sup>I</sup>	409 <sup>I</sup>	473	476	560	568	763	All	Sawn	
11	3	1	3	4	19	26	39	40	48	C		
209 <sup>CB</sup>	288 <sup>CB</sup>	321 <sup>CB</sup>	405 <sup>CB</sup>	405 <sup>X</sup>	454	450	521	528	715	NC		
6	10	6	1	1	1	1	1	3	4	All	Ven	
0 <sup>CBR</sup>	0 <sup>CB</sup>	0	0	0	0	0	0	0	0	C		
6	10	6	1	1	0	1	1	3	4	NC		
36 <sup>I</sup>	45 <sup>I</sup>	44 <sup>I</sup>	42 <sup>I</sup>	42 <sup>X</sup>	100	90	29	43	57	All	Ply	
7	1	7	8	8 <sup>X</sup>	4	13	5	9	9	C		
29 <sup>CB</sup>	44 <sup>CB</sup>	38 <sup>CB</sup>	35 <sup>CB</sup>	35 <sup>X</sup>	95	78	23	34	48	NC		
6	9	19	13	15	153	171	175	154	165	All	Logs	Suriname
0	0	0	0	0	0	0	0	0	1	C		
6	9	19	13	15	153	171	174	153	165	NC		
5	5	6	8	10	53	61	63	49	51	All	Sawn	
0	0	0	0	0	0	0	0	1	1	C		
5	5	6	8	10	53	60	63	49	50	NC		
0	0	0	0	0	0	0	3	3	3	All	Ven	
0	0	0	0	0	0	0	0	0	0	C		
0	0	0	0	0	0	0	3	3	3	NC		
0 <sup>CBR</sup>	0 <sup>RI</sup>	0 <sup>RI</sup>	0	1	7	5	5	5	6	All	Ply	
0 <sup>CBR</sup>	0	0	0	0	0	0	0	0	1	C		
0	0 <sup>CBR</sup>	0 <sup>CBR</sup>	0	1	6	5	5	5	5	NC		
0 <sup>CR</sup>	0 <sup>RI</sup>	0 <sup>RI</sup>	0 <sup>RI</sup>	0 <sup>RX</sup>	53	64	68	72	72	All	Logs	Trinidad and Tobago
0 <sup>C</sup>	0 <sup>CR</sup>	0 <sup>CB</sup>	0 <sup>CB</sup>	0 <sup>X</sup>	6	6	12	16	16	C		
0 <sup>CR</sup>	0 <sup>CBR</sup>	0 <sup>CR</sup>	0 <sup>CR</sup>	0 <sup>RX</sup>	47	58	56	56	56	NC		
0 <sup>CR</sup>	0 <sup>CR</sup>	0 <sup>CR</sup>	0 <sup>CBR</sup>	0 <sup>RX</sup>	72	109	98	103	103	All	Sawn	
0 <sup>CR</sup>	0 <sup>CR</sup>	0 <sup>CR</sup>	0 <sup>CBR</sup>	0 <sup>RX</sup>	40	62	65	69	70	C		
0 <sup>CR</sup>	0 <sup>CR</sup>	0 <sup>CR</sup>	0 <sup>CBR</sup>	0 <sup>RX</sup>	32	47	33	34	34	NC		
0 <sup>RI</sup>	0 <sup>CR</sup>	0 <sup>CR</sup>	0 <sup>RI</sup>	0 <sup>RX</sup>	2	2	2	2	2	All	Ven	
0 <sup>CR</sup>	0 <sup>CR</sup>	0 <sup>CR</sup>	0 <sup>CR</sup>	0 <sup>RX</sup>	1	1	1	1	1	C		
0 <sup>CBR</sup>	0 <sup>CR</sup>	0 <sup>CR</sup>	0 <sup>CR</sup>	0 <sup>RX</sup>	1	1	1	1	1	NC		
0 <sup>CR</sup>	1 <sup>C</sup>	0 <sup>C</sup>	0 <sup>CBR</sup>	0 <sup>RX</sup>	26	21	41	40	40	All	Ply	
0 <sup>CR</sup>	1 <sup>C</sup>	0 <sup>CR</sup>	0 <sup>CBR</sup>	0 <sup>RX</sup>	23	19	28	26	26	C		
0 <sup>CR</sup>	0 <sup>CR</sup>	0 <sup>CR</sup>	0 <sup>CBR</sup>	0 <sup>RX</sup>	3	3	13	14	14	NC		

**Table 1-1-c. Production, Trade and Consumption of All Timber by ITTO Producers (1000 m<sup>3</sup>)**

Country	Product	Species	Production					Imports					
			2004	2005	2006	2007	2008*	2004	2005	2006	2007	2008*	
Venezuela	Logs	All	1295	1443	1673	2136	2352	0 <sup>CBR</sup>	0 <sup>RI</sup>	0 <sup>RI</sup>	0 <sup>RI</sup>	0 <sup>RI</sup>	0 <sup>RX</sup>
		C	936	1098	1197	1598	1710	0 <sup>CBR</sup>	0	0 <sup>R</sup>	0 <sup>CBR</sup>	0 <sup>CBR</sup>	0 <sup>RX</sup>
		NC	359	345	476	538	642	0 <sup>CBR</sup>	0 <sup>CBR</sup>	0 <sup>CBR</sup>	0 <sup>CR</sup>	0 <sup>RX</sup>	
	Sawn	All	479	562	838	848	950	32	25 <sup>I</sup>	64	64 <sup>I</sup>	17 <sup>I</sup>	
		C	289	371	538	598	670	3	0 <sup>CR</sup>	38	50 <sup>CB</sup>	9 <sup>I</sup>	
		NC	190	191	300	250	280	30	25	26	15 <sup>F</sup>	8 <sup>I</sup>	
	Ven	All	20 <sup>F</sup>	20 <sup>F</sup>	9	3 <sup>I</sup>	5 <sup>I</sup>	4	5	4	3 <sup>C</sup>	11 <sup>I</sup>	
		C	0 <sup>F</sup>	0 <sup>F</sup>	0	0 <sup>X</sup>	0 <sup>X</sup>	3	4	3	2 <sup>C</sup>	9 <sup>I</sup>	
		NC	20 <sup>F</sup>	20 <sup>F</sup>	9	3	5	1	1	1	1 <sup>C</sup>	2 <sup>I</sup>	
	Ply	All	28	43	20	6 <sup>I</sup>	7 <sup>I</sup>	26	39	43	69 <sup>CB</sup>	56 <sup>I</sup>	
		C	0	0	0	0 <sup>X</sup>	0 <sup>X</sup>	11	11	11	37 <sup>CB</sup>	24 <sup>I</sup>	
		NC	28	43	20	6	7	15	28	33	32 <sup>CB</sup>	32 <sup>X</sup>	
	Producers Total	Logs	All	226248	236333	242899	234770	235091	3343	4249	4337	5163	5361
			C	54216	65266	73667	55686	56220	622	600	665	1003	931
			NC	172032	171066	169233	179085	178871	2721	3649	3672	4161	4430
		Sawn	All	61322	63184	64155	64666	65888	4993	5634	5601	6060	6193
C			20633	22228	22673	23227	23327	1437	1795	1736	1982	1885	
NC			40689	40956	41482	41440	42560	3557	3838	3865	4078	4308	
Ven		All	3393	3463	3423	3669	3780	167	173	163	155	170	
		C	737	748	821	863	868	37	31	44	49	54	
		NC	2656	2715	2602	2806	2911	130	142	119	107	116	
Ply		All	18015	17806	17176	17047	17522	923	1106	1318	1235	1172	
		C	3823	4117	3696	3568	3987	413	537	764	763	709	
		NC	14192	13689	13479	13479	13536	510	569	554	472	463	
ITTO Total	Logs	All	1250391	1292731	1254750	1280453	1309455	114145	121717	122827	123582	108803	
		C	820801	863550	822876	830889	843986	72009	76649	79255	78943	66814	
		NC	429590	429181	431874	449564	465469	42135	45068	43572	44639	41989	
	Sawn	All	348898	357090	363318	354473	336343	116347	115674	112577	104705	98723	
		C	263647	267512	269641	259500	241988	93174	94540	93187	85694	80182	
		NC	85251	89579	93676	94973	94356	23173	21134	19391	19012	18541	
	Ven	All	10416	10496	10408	10258	10241	3812	2688	2601	2410	2209	
		C	4144	4234	4281	4072	3924	1336	635	643	548	501	
		NC	6272	6262	6127	6187	6317	2476	2053	1957	1861	1708	
	Ply	All	65080	68595	69423	76060	76033	22350	22574	23983	22843	22372	
		C	34826	40537	38706	42141	42068	6083	6581	6966	6926	6588	
		NC	30254	28059	30717	33918	33965	16267	15993	17017	15917	15784	



Exports					Domestic Consumption					Species	Product	Country
2004	2005	2006	2007	2008*	2004	2005	2006	2007	2008*			
20	6	1	0 <sup>1</sup>	0 <sup>x</sup>	1275	1437	1672	2136	2352	All	Logs	Venezuela
0	0	0	0	0	936	1098	1197	1598	1710	C		
20	6	1	0 <sup>c</sup>	0 <sup>x</sup>	339	339	475	538	642	NC		
69	38	6	0 <sup>R</sup>	0 <sup>R</sup>	443	549	896	912	966	All	Sawn	
66	37	6	0 <sup>R</sup>	0 <sup>R</sup>	225	334	570	647	679	C		
2	1	0 <sup>R</sup>	0 <sup>R</sup>	0 <sup>R</sup>	217	215	326	265	287	NC		
0 <sup>R</sup>	0 <sup>R</sup>	0 <sup>R</sup>	0 <sup>R</sup>	0 <sup>R</sup>	24	25	13	6	16	All	Ven	
0 <sup>R</sup>	0 <sup>R</sup>	0 <sup>R</sup>	0 <sup>R</sup>	0 <sup>R</sup>	3	3	3	2	9	C		
0 <sup>R</sup>	0 <sup>R</sup>	0	0 <sup>R</sup>	0 <sup>R</sup>	21	21	10	4	7	NC		
0 <sup>R</sup>	0 <sup>R</sup>	0 <sup>R</sup>	0 <sup>R</sup>	0 <sup>R</sup>	54	82	63	75	63	All	Ply	
0 <sup>R</sup>	0 <sup>R</sup>	0 <sup>CBR</sup>	0 <sup>R</sup>	0 <sup>R</sup>	11	11	11	37	24	C		
0 <sup>R</sup>	0 <sup>R</sup>	0 <sup>R</sup>	0	0 <sup>x</sup>	43	71	53	38	39	NC		
<b>12395</b>	<b>14035</b>	<b>13052</b>	<b>13239</b>	<b>13254</b>	<b>217196</b>	<b>226547</b>	<b>234184</b>	<b>226694</b>	<b>227197</b>	All	Logs	
<b>418</b>	<b>246</b>	<b>225</b>	<b>284</b>	<b>284</b>	<b>54420</b>	<b>65621</b>	<b>74107</b>	<b>56404</b>	<b>56867</b>	C		
<b>11977</b>	<b>13789</b>	<b>12827</b>	<b>12955</b>	<b>12970</b>	<b>162776</b>	<b>160926</b>	<b>160078</b>	<b>170290</b>	<b>170330</b>	NC		
<b>15059</b>	<b>14163</b>	<b>14346</b>	<b>13662</b>	<b>13754</b>	<b>51256</b>	<b>54655</b>	<b>55410</b>	<b>57065</b>	<b>58327</b>	All	Sawn	
<b>2231</b>	<b>2157</b>	<b>1822</b>	<b>1752</b>	<b>1811</b>	<b>19839</b>	<b>21866</b>	<b>22587</b>	<b>23456</b>	<b>23401</b>	C		
<b>12828</b>	<b>12006</b>	<b>12524</b>	<b>11910</b>	<b>11942</b>	<b>31418</b>	<b>32789</b>	<b>32823</b>	<b>33609</b>	<b>34926</b>	NC		Producers Total
<b>1208</b>	<b>1197</b>	<b>1072</b>	<b>1183</b>	<b>1197</b>	<b>2352</b>	<b>2439</b>	<b>2515</b>	<b>2641</b>	<b>2752</b>	All	Ven	
<b>64</b>	<b>61</b>	<b>61</b>	<b>187</b>	<b>202</b>	<b>710</b>	<b>718</b>	<b>804</b>	<b>725</b>	<b>720</b>	C		
<b>1145</b>	<b>1136</b>	<b>1010</b>	<b>997</b>	<b>995</b>	<b>1641</b>	<b>1720</b>	<b>1711</b>	<b>1916</b>	<b>2032</b>	NC		
<b>12349</b>	<b>12274</b>	<b>12499</b>	<b>12013</b>	<b>11707</b>	<b>6589</b>	<b>6638</b>	<b>5994</b>	<b>6269</b>	<b>6987</b>	All	Ply	
<b>3108</b>	<b>3885</b>	<b>3465</b>	<b>3190</b>	<b>3290</b>	<b>1129</b>	<b>769</b>	<b>996</b>	<b>1141</b>	<b>1406</b>	C		
<b>9241</b>	<b>8389</b>	<b>9035</b>	<b>8823</b>	<b>8417</b>	<b>5461</b>	<b>5869</b>	<b>4998</b>	<b>5128</b>	<b>5581</b>	NC		
<b>52796</b>	<b>58496</b>	<b>57727</b>	<b>58207</b>	<b>57208</b>	<b>1311740</b>	<b>1355952</b>	<b>1319850</b>	<b>1345827</b>	<b>1361050</b>	All	Logs	
<b>31793</b>	<b>35591</b>	<b>35968</b>	<b>36551</b>	<b>34662</b>	<b>861018</b>	<b>904607</b>	<b>866164</b>	<b>873281</b>	<b>876138</b>	C		
<b>21003</b>	<b>22904</b>	<b>21759</b>	<b>21657</b>	<b>22545</b>	<b>450722</b>	<b>451345</b>	<b>453687</b>	<b>472546</b>	<b>484913</b>	NC		
<b>102515</b>	<b>103246</b>	<b>104358</b>	<b>96695</b>	<b>85417</b>	<b>362730</b>	<b>369518</b>	<b>371537</b>	<b>362484</b>	<b>349650</b>	All	Sawn	
<b>82546</b>	<b>83942</b>	<b>84526</b>	<b>78049</b>	<b>68145</b>	<b>274275</b>	<b>278110</b>	<b>278302</b>	<b>267145</b>	<b>254024</b>	C		
<b>19969</b>	<b>19304</b>	<b>19832</b>	<b>18646</b>	<b>17272</b>	<b>88455</b>	<b>91408</b>	<b>93235</b>	<b>95339</b>	<b>95625</b>	NC		
<b>4220</b>	<b>3391</b>	<b>3228</b>	<b>3044</b>	<b>2850</b>	<b>10008</b>	<b>9793</b>	<b>9781</b>	<b>9624</b>	<b>9600</b>	All	Ven	ITTO Total
<b>1150</b>	<b>1140</b>	<b>1081</b>	<b>935</b>	<b>837</b>	<b>4331</b>	<b>3728</b>	<b>3843</b>	<b>3685</b>	<b>3587</b>	C		
<b>3070</b>	<b>2251</b>	<b>2147</b>	<b>2110</b>	<b>2013</b>	<b>5677</b>	<b>6064</b>	<b>5938</b>	<b>5938</b>	<b>6013</b>	NC		
<b>20661</b>	<b>22917</b>	<b>25973</b>	<b>25828</b>	<b>24233</b>	<b>66769</b>	<b>68252</b>	<b>67433</b>	<b>73075</b>	<b>74172</b>	All	Ply	
<b>7789</b>	<b>10077</b>	<b>11919</b>	<b>13827</b>	<b>13045</b>	<b>33120</b>	<b>37041</b>	<b>33754</b>	<b>35240</b>	<b>35610</b>	C		
<b>12872</b>	<b>12841</b>	<b>14054</b>	<b>12001</b>	<b>11187</b>	<b>33648</b>	<b>31211</b>	<b>33680</b>	<b>37835</b>	<b>38562</b>	NC		

Table 1-1-d. Production, Trade and Consumption of Tropical Timber by ITTO Producers (1000 m3)

Country	Product	Production					Imports				
		2004	2005	2006	2007	2008*	2004	2005	2006	2007	2008*
Africa	Logs	17980	17608	18780	18150	18038	0	10	0	0	0
	Sawn	4330	4676	4720	4574	4589	0	7	4	1	1
	Ven	691	756	710	826	912	5	6	0	0	1
	Ply	388	426	434	422	392	15	31	0	5	5
Cameroon	Logs	1750	2269 <sup>*</sup>	2778 <sup>*</sup>	2274 <sup>*</sup>	2266 <sup>*</sup>	0	0	0 <sup>C</sup>	0 <sup>C</sup>	0 <sup>X</sup>
	Sawn	702	1000 <sup>I</sup>	1000 <sup>X</sup>	773 <sup>*</sup>	773 <sup>X</sup>	0 <sup>R</sup>	2 <sup>CB</sup>	0 <sup>CBR</sup>	0 <sup>CB</sup>	0 <sup>X</sup>
	Ven	43 <sup>I</sup>	53 <sup>I</sup>	76 <sup>I</sup>	85 <sup>I</sup>	79 <sup>I</sup>	0 <sup>R</sup>	0 <sup>CBR</sup>	0 <sup>CR</sup>	0 <sup>CB</sup>	0 <sup>X</sup>
	Ply	36 <sup>I</sup>	36 <sup>I</sup>	27 <sup>I</sup>	32 <sup>I</sup>	24 <sup>I</sup>	0 <sup>WR</sup>	0 <sup>WR</sup>	0 <sup>CBR</sup>	0 <sup>CB</sup>	0 <sup>X</sup>
Central African Republic	Logs	509 <sup>I</sup>	449 <sup>I</sup>	620 <sup>I</sup>	533 <sup>I</sup>	533 <sup>X</sup>	0	0 <sup>CB</sup>	0 <sup>C</sup>	0 <sup>C</sup>	0 <sup>X</sup>
	Sawn	67 <sup>I</sup>	69 <sup>I</sup>	82 <sup>I</sup>	95 <sup>I</sup>	95 <sup>X</sup>	0 <sup>CBR</sup>	0 <sup>CBR</sup>	0 <sup>RI</sup>	0 <sup>CBR</sup>	0 <sup>R</sup>
	Ven	1 <sup>X</sup>	1 <sup>X</sup>	1 <sup>X</sup>	1 <sup>X</sup>	1 <sup>X</sup>	0	0 <sup>CR</sup>	0 <sup>C</sup>	0 <sup>C</sup>	0 <sup>X</sup>
	Ply	1 <sup>I</sup>	0 <sup>R</sup>	1 <sup>I</sup>	1 <sup>I</sup>	1 <sup>X</sup>	0	0 <sup>C</sup>	0 <sup>C</sup>	0 <sup>CBR</sup>	0 <sup>R</sup>
Congo, Dem. Rep.	Logs	300 <sup>I</sup>	300 <sup>X</sup>	300 <sup>X</sup>	300 <sup>X</sup>	300 <sup>X</sup>	0 <sup>CB</sup>	10 <sup>CB</sup>	0 <sup>CBR</sup>	0 <sup>CBR</sup>	0 <sup>R</sup>
	Sawn	70 <sup>I</sup>	81 <sup>I</sup>	92 <sup>I</sup>	92 <sup>X</sup>	92 <sup>X</sup>	0 <sup>C</sup>	0 <sup>C</sup>	0 <sup>C</sup>	0 <sup>CBR</sup>	0 <sup>R</sup>
	Ven	1 <sup>X</sup>	1 <sup>X</sup>	3 <sup>I</sup>	3 <sup>X</sup>	3 <sup>X</sup>	0 <sup>C</sup>	0 <sup>CBR</sup>	0 <sup>CBR</sup>	0 <sup>CB</sup>	0 <sup>X</sup>
	Ply	1 <sup>X</sup>	1 <sup>X</sup>	1 <sup>X</sup>	1 <sup>X</sup>	1 <sup>X</sup>	0 <sup>CBR</sup>	1 <sup>CB</sup>	0 <sup>CBR</sup>	0 <sup>C</sup>	0 <sup>X</sup>
Congo, Rep.	Logs	1448	1369	1316	1316 <sup>X</sup>	1316 <sup>X</sup>	0	0	0	0	0 <sup>X</sup>
	Sawn	200	209 <sup>I</sup>	268 <sup>I</sup>	268 <sup>X</sup>	268 <sup>X</sup>	0 <sup>CBR</sup>	0 <sup>CBR</sup>	0 <sup>CB</sup>	0 <sup>CBR</sup>	0 <sup>R</sup>
	Ven	9	14 <sup>I</sup>	5 <sup>I</sup>	5 <sup>X</sup>	5 <sup>X</sup>	0 <sup>CBR</sup>	0 <sup>CBR</sup>	0 <sup>CBR</sup>	0 <sup>CBR</sup>	0 <sup>R</sup>
	Ply	4 <sup>I</sup>	6 <sup>I</sup>	6 <sup>I</sup>	6 <sup>X</sup>	6 <sup>X</sup>	0 <sup>CBR</sup>	0 <sup>CBR</sup>	0 <sup>CBR</sup>	0 <sup>CBR</sup>	0 <sup>R</sup>
Côte d'Ivoire	Logs	1678	1347	1408	1469	1469 <sup>X</sup>	0	0 <sup>CB</sup>	0 <sup>CB</sup>	0 <sup>CB</sup>	0 <sup>X</sup>
	Sawn	615 <sup>I</sup>	503 <sup>I</sup>	442	456	471	0 <sup>CR</sup>	0 <sup>CR</sup>	0 <sup>CR</sup>	0 <sup>CR</sup>	0 <sup>R</sup>
	Ven	206	240	262	313	396	0 <sup>CR</sup>	0 <sup>CR</sup>	0 <sup>CB</sup>	0 <sup>CBR</sup>	0 <sup>R</sup>
	Ply	62	61	88	82	81	0 <sup>CR</sup>	0 <sup>CR</sup>	0 <sup>C</sup>	0 <sup>CBR</sup>	0 <sup>R</sup>
Gabon	Logs	3500	3200	3500	3400	3400 <sup>X</sup>	0	0	0	0	0
	Sawn	133	230	235	296 <sup>*</sup>	296 <sup>X</sup>	0 <sup>CR</sup>	0 <sup>CR</sup>	0 <sup>CR</sup>	0	0
	Ven	130 <sup>I</sup>	145	150	182	182 <sup>X</sup>	5	2	0 <sup>CR</sup>	0	0
	Ply	103 <sup>I</sup>	146 <sup>I</sup>	142	85	85 <sup>X</sup>	13	26	0 <sup>CR</sup>	0 <sup>CBR</sup>	0 <sup>R</sup>
Ghana	Logs	1350	1200	1304	1304	1200	0	0	0	0	0 <sup>X</sup>
	Sawn	480	520	527	520	500	0	1	4 <sup>CB</sup>	0 <sup>CBR</sup>	0 <sup>R</sup>
	Ven	300	300	212	235	244	0	0	0 <sup>CBR</sup>	0 <sup>CBR</sup>	1
	Ply	127	120	115	160	140	0	0 <sup>CR</sup>	0 <sup>CR</sup>	0 <sup>CBR</sup>	0 <sup>R</sup>
Liberia	Logs	280 <sup>I</sup>	280 <sup>X</sup>	360 <sup>I</sup>	360 <sup>X</sup>	360 <sup>X</sup>	0 <sup>CB</sup>	0 <sup>CBR</sup>	0 <sup>CBR</sup>	0 <sup>C</sup>	0 <sup>X</sup>
	Sawn	50 <sup>I</sup>	50 <sup>I</sup>	60	60	80	0 <sup>C</sup>	0 <sup>C</sup>	0 <sup>C</sup>	0 <sup>CBR</sup>	0 <sup>R</sup>
	Ven	0 <sup>X</sup>	0 <sup>X</sup>	0 <sup>X</sup>	0 <sup>X</sup>	0 <sup>X</sup>	0 <sup>CBR</sup>	0 <sup>C</sup>	0 <sup>C</sup>	0 <sup>CBR</sup>	0 <sup>R</sup>
	Ply	0 <sup>X</sup>	0 <sup>X</sup>	0 <sup>X</sup>	0 <sup>X</sup>	0 <sup>X</sup>	0 <sup>C</sup>	3 <sup>CB</sup>	0 <sup>CBR</sup>	0 <sup>CBR</sup>	0 <sup>R</sup>
Nigeria	Logs	7100 <sup>X</sup>	7100 <sup>X</sup>	7100 <sup>X</sup>	7100 <sup>X</sup>	7100 <sup>X</sup>	0 <sup>C</sup>	0 <sup>C</sup>	0 <sup>C</sup>	0 <sup>C</sup>	0 <sup>X</sup>
	Sawn	2000 <sup>X</sup>	2000 <sup>X</sup>	2000 <sup>X</sup>	2000 <sup>X</sup>	2000 <sup>X</sup>	0 <sup>CBR</sup>	0 <sup>CBR</sup>	0 <sup>C</sup>	0 <sup>CBR</sup>	0 <sup>R</sup>
	Ven	0 <sup>R</sup>	0 <sup>R</sup>	0 <sup>RI</sup>	1 <sup>I</sup>	1 <sup>X</sup>	0 <sup>CB</sup>	5 <sup>CB</sup>	0 <sup>CBR</sup>	0 <sup>CBR</sup>	0 <sup>R</sup>
	Ply	55 <sup>X</sup>	55 <sup>X</sup>	55 <sup>X</sup>	55 <sup>X</sup>	55 <sup>X</sup>	0 <sup>CBR</sup>	0 <sup>C</sup>	0 <sup>CBR</sup>	4 <sup>CB</sup>	4 <sup>X</sup>
Togo	Logs	65	94	94 <sup>X</sup>	94 <sup>X</sup>	94 <sup>X</sup>	0 <sup>CBR</sup>	0 <sup>CBR</sup>	0 <sup>CBR</sup>	0 <sup>CR</sup>	0 <sup>R</sup>
	Sawn	13	14	14	14 <sup>X</sup>	14 <sup>X</sup>	0	4	0 <sup>CB</sup>	0 <sup>CBR</sup>	0 <sup>R</sup>
	Ven	1 <sup>X</sup>	1 <sup>X</sup>	1 <sup>X</sup>	1 <sup>X</sup>	1 <sup>X</sup>	0	0	0	0 <sup>CR</sup>	0 <sup>R</sup>
	Ply	0 <sup>X</sup>	0 <sup>X</sup>	0 <sup>X</sup>	0 <sup>X</sup>	0 <sup>X</sup>	1	1	0 <sup>C</sup>	0 <sup>CR</sup>	0 <sup>R</sup>
Asia-Pacific	Logs	79809	79904	83796	88861	88915	2176	1418	1936	1938	2141
	Sawn	17934	19191	19337	19260	19284	2009	2150	1703	1468	1468
	Ven	1522	1531	1473	1570	1586	61	21	33	46	52
	Ply	11805	11505	11843	11860	11852	169	199	237	200	178
Cambodia	Logs	125 <sup>X</sup>	113 <sup>I</sup>	113 <sup>X</sup>	113 <sup>X</sup>	113 <sup>X</sup>	1 <sup>CB</sup>	0 <sup>CBR</sup>	0 <sup>C</sup>	0 <sup>C</sup>	0 <sup>X</sup>
	Sawn	80 <sup>X</sup>	72 <sup>I</sup>	72 <sup>X</sup>	72 <sup>X</sup>	72 <sup>X</sup>	0 <sup>CR</sup>	0 <sup>CBR</sup>	0 <sup>CBR</sup>	0 <sup>CBR</sup>	0 <sup>R</sup>
	Ven	20 <sup>X</sup>	20 <sup>X</sup>	20 <sup>X</sup>	20 <sup>X</sup>	20 <sup>X</sup>	1 <sup>C</sup>	0 <sup>CBR</sup>	0 <sup>CBR</sup>	0 <sup>CBR</sup>	0 <sup>R</sup>
	Ply	10 <sup>I</sup>	10 <sup>X</sup>	10 <sup>X</sup>	10 <sup>X</sup>	10 <sup>X</sup>	0 <sup>CR</sup>	0 <sup>CBR</sup>	0 <sup>C</sup>	0 <sup>C</sup>	0 <sup>X</sup>
Fiji	Logs	132	166	166 <sup>X</sup>	166 <sup>X</sup>	166 <sup>X</sup>	0 <sup>CR</sup>	0 <sup>C</sup>	0 <sup>C</sup>	0 <sup>C</sup>	0 <sup>X</sup>
	Sawn	51	55	40	40 <sup>X</sup>	40 <sup>X</sup>	0 <sup>CBR</sup>	0 <sup>CBR</sup>	0 <sup>CB</sup>	0 <sup>CBR</sup>	0 <sup>R</sup>
	Ven	8 <sup>X</sup>	8 <sup>X</sup>	8 <sup>X</sup>	8 <sup>X</sup>	8 <sup>X</sup>	0 <sup>C</sup>	0 <sup>CR</sup>	0 <sup>CR</sup>	0 <sup>CR</sup>	0 <sup>R</sup>
	Ply	8 <sup>X</sup>	8 <sup>X</sup>	8 <sup>X</sup>	8 <sup>X</sup>	8 <sup>X</sup>	0 <sup>CR</sup>	0 <sup>CR</sup>	0 <sup>I</sup>	0 <sup>CBR</sup>	0 <sup>R</sup>
India	Logs	20308 <sup>I</sup>	20312 <sup>I</sup>	20313 <sup>X</sup>	20313 <sup>X</sup>	20313 <sup>X</sup>	1834 <sup>CB</sup>	1185 <sup>C</sup>	1798 <sup>CB</sup>	1779 <sup>CB</sup>	1992 <sup>GI</sup>
	Sawn	4361 <sup>I</sup>	4889 <sup>I</sup>	4889 <sup>X</sup>	4889 <sup>X</sup>	4889 <sup>X</sup>	21 <sup>CB</sup>	47 <sup>CB</sup>	127 <sup>CB</sup>	120 <sup>CB</sup>	120 <sup>X</sup>
	Ven	257	270	270 <sup>X</sup>	270 <sup>X</sup>	270 <sup>X</sup>	1 <sup>CB</sup>	2 <sup>CB</sup>	9 <sup>C</sup>	10 <sup>C</sup>	13 <sup>GI</sup>
	Ply	1936	2130	2130 <sup>X</sup>	2130 <sup>X</sup>	2130 <sup>X</sup>	13 <sup>CB</sup>	28 <sup>CB</sup>	10 <sup>CB</sup>	14 <sup>CB</sup>	41 <sup>GI</sup>
Indonesia	Logs	23000 <sup>*</sup>	22590 <sup>I</sup>	27893 <sup>F</sup>	34170 <sup>I</sup>	34170 <sup>X</sup>	10 <sup>W</sup>	6 <sup>W</sup>	4 <sup>W</sup>	7 <sup>W</sup>	7 <sup>X</sup>
	Sawn	4330 <sup>F</sup>	4330 <sup>X</sup>	4330 <sup>X</sup>	4330 <sup>X</sup>	4330 <sup>X</sup>	50 <sup>W</sup>	65 <sup>W</sup>	73 <sup>W</sup>	72 <sup>W</sup>	72 <sup>X</sup>
	Ven	155	155 <sup>X</sup>	188 <sup>I</sup>	231 <sup>I</sup>	231 <sup>X</sup>	8 <sup>W</sup>	9 <sup>W</sup>	14 <sup>W</sup>	16 <sup>W</sup>	16 <sup>X</sup>
	Ply	4514	3820 <sup>I</sup>	3734 <sup>I</sup>	3734 <sup>X</sup>	3734 <sup>X</sup>	6 <sup>W</sup>	12 <sup>W</sup>	38 <sup>W</sup>	22 <sup>CB</sup>	22 <sup>X</sup>

Exports					Domestic Consumption					Product	Country
2004	2005	2006	2007	2008*	2004	2005	2006	2007	2008*		
<b>2988</b>	<b>2903</b>	<b>3329</b>	<b>3536</b>	<b>3547</b>	<b>14992</b>	<b>14715</b>	<b>15450</b>	<b>14614</b>	<b>14490</b>	<b>Logs</b>	<b>Africa</b>
<b>1729</b>	<b>1821</b>	<b>1672</b>	<b>1724</b>	<b>1676</b>	<b>2601</b>	<b>2862</b>	<b>3052</b>	<b>2851</b>	<b>2914</b>	<b>Sawn</b>	
<b>440</b>	<b>389</b>	<b>352</b>	<b>321</b>	<b>309</b>	<b>257</b>	<b>374</b>	<b>358</b>	<b>504</b>	<b>604</b>	<b>Ven</b>	
<b>161</b>	<b>135</b>	<b>194</b>	<b>263</b>	<b>242</b>	<b>243</b>	<b>323</b>	<b>241</b>	<b>165</b>	<b>155</b>	<b>Ply</b>	
151 <sup>+</sup>	146 <sup>+</sup>	316 <sup>+</sup>	266 <sup>+</sup>	258 <sup>+</sup>	1599	2123	2462	2008	2008	Logs	Cameroon
682	661 <sup>+</sup>	601 <sup>+</sup>	613 <sup>+</sup>	578 <sup>+</sup>	20	341	399	160	195	Sawn	
32 <sup>CB</sup>	39 <sup>CB</sup>	57 <sup>+</sup>	64 <sup>+</sup>	59 <sup>+</sup>	11	14	19	21	20	Ven	
23	23	20 <sup>+</sup>	24 <sup>+</sup>	18 <sup>+</sup>	14	14	7	8	6	Ply	
93 <sup>CB</sup>	87 <sup>CB</sup>	97 <sup>CB</sup>	78 <sup>CB</sup>	78 <sup>X</sup>	416	363	522	455	455	Logs	Central African Republic
11 <sup>CB</sup>	10 <sup>CB</sup>	15 <sup>CB</sup>	18 <sup>CB</sup>	18 <sup>X</sup>	57	59	68	77	77	Sawn	
0 <sup>CBR</sup>	0 <sup>CBR</sup>	0 <sup>CBR</sup>	0 <sup>CBR</sup>	0 <sup>RX</sup>	1	1	1	1	1	Ven	
0 <sup>RI</sup>	0 <sup>C</sup>	0 <sup>CB</sup>	0 <sup>CB</sup>	0 <sup>X</sup>	1	0	1	1	1	Ply	
101 <sup>CB</sup>	127 <sup>CB</sup>	205 <sup>CB</sup>	298 <sup>CB</sup>	298 <sup>X</sup>	199	183	95	2	2	Logs	Congo, Dem. Rep.
27 <sup>CB</sup>	39 <sup>CB</sup>	68 <sup>CB</sup>	63 <sup>CB</sup>	63 <sup>X</sup>	43	42	24	30	30	Sawn	
1	1 <sup>CB</sup>	2 <sup>CB</sup>	1 <sup>CB</sup>	1 <sup>X</sup>	0	0	1	2	2	Ven	
0	0 <sup>CBR</sup>	0 <sup>CBR</sup>	0 <sup>CBR</sup>	0 <sup>RX</sup>	1	2	1	1	1	Ply	
844	710 <sup>I</sup>	633 <sup>I</sup>	636 <sup>CB</sup>	636 <sup>X</sup>	604	659	683	680	680	Logs	Congo, Rep.
143	163 <sup>I</sup>	181 <sup>I</sup>	136 <sup>I</sup>	136 <sup>X</sup>	57	46	86	132	132	Sawn	
5 <sup>CB</sup>	5 <sup>CB</sup>	2 <sup>CB</sup>	4 <sup>CB</sup>	4 <sup>X</sup>	4	10	3	1	1	Ven	
1 <sup>CB</sup>	2 <sup>CB</sup>	3 <sup>CB</sup>	2 <sup>CB</sup>	2 <sup>X</sup>	4	4	3	4	4	Ply	
122	142	137 <sup>CB</sup>	110 <sup>CB</sup>	110 <sup>X</sup>	1556	1204	1271	1359	1359	Logs	Côte d'Ivoire
508 <sup>CB</sup>	444 <sup>CB</sup>	364 <sup>C</sup>	327 <sup>C</sup>	327 <sup>X</sup>	107	59	78	130	145	Sawn	
170	108 <sup>C</sup>	94 <sup>C</sup>	102 <sup>C</sup>	102 <sup>X</sup>	36	133	168	210	294	Ven	
40	29 <sup>CB</sup>	23 <sup>C</sup>	50 <sup>C</sup>	50 <sup>X</sup>	22	32	65	32	31	Ply	
1513 <sup>+</sup>	1586	1769	1938	1938 <sup>X</sup>	1987	1614	1731	1462	1462	Logs	Gabon
124	207	207	253	260 <sup>+</sup>	9	23	28	43	36	Sawn	
129 <sup>C</sup>	138 <sup>C</sup>	125	81 <sup>CB</sup>	81 <sup>X</sup>	6	9	25	101	101	Ven	
23 <sup>CB</sup>	23 <sup>CB</sup>	45	58	58 <sup>X</sup>	93	149	97	27	27	Ply	
96 <sup>CB</sup>	13 <sup>CB</sup>	87 <sup>CB</sup>	75	95 <sup>+</sup>	1254	1187	1217	1229	1105	Logs	Ghana
210	253	210	206	186 <sup>+</sup>	270	267	321	315	314	Sawn	
103	98	71	68	60	197	202	141	167	184	Ven	
74	58	104	129	114	53	62	11	32	26	Ply	
0 <sup>CR</sup>	0	0	0 <sup>CBR</sup>	0 <sup>X</sup>	280	280	360	360	360	Logs	Liberia
0 <sup>CBR</sup>	0	0 <sup>CBR</sup>	0 <sup>CBR</sup>	0 <sup>RX</sup>	50	50	60	60	80	Sawn	
0 <sup>I</sup>	0	0	0	0 <sup>X</sup>	0	0	0	0	0	Ven	
0 <sup>I</sup>	0	0	0	0 <sup>X</sup>	0	3	0	0	0	Ply	
40 <sup>F</sup>	38 <sup>CB</sup>	32 <sup>CB</sup>	70 <sup>CB</sup>	70 <sup>X</sup>	7060	7062	7068	7030	7030	Logs	Nigeria
22 <sup>CB</sup>	42 <sup>CB</sup>	24 <sup>CB</sup>	107 <sup>CB</sup>	107 <sup>X</sup>	1978	1958	1976	1893	1893	Sawn	
0 <sup>CBR</sup>	0 <sup>CBR</sup>	0 <sup>CBR</sup>	0 <sup>CBR</sup>	0 <sup>RX</sup>	0	5	0	1	1	Ven	
0 <sup>CBR</sup>	0 <sup>CBR</sup>	0 <sup>CB</sup>	0 <sup>CBR</sup>	0 <sup>RX</sup>	55	55	55	59	59	Ply	
29	54	52 <sup>CB</sup>	65 <sup>CB</sup>	65 <sup>X</sup>	36	40	42	29	29	Logs	Togo
2 <sup>CB</sup>	1 <sup>CB</sup>	2 <sup>CB</sup>	1 <sup>CB</sup>	1 <sup>X</sup>	11	17	12	13	13	Sawn	
0 <sup>CBR</sup>	0 <sup>CBR</sup>	0 <sup>CBR</sup>	0 <sup>CBR</sup>	0 <sup>RX</sup>	1	1	1	1	1	Ven	
0 <sup>CBR</sup>	0 <sup>CBR</sup>	0 <sup>C</sup>	0 <sup>C</sup>	0 <sup>X</sup>	1	1	0	0	0	Ply	
<b>8598</b>	<b>10604</b>	<b>9108</b>	<b>9013</b>	<b>9033</b>	<b>73387</b>	<b>70718</b>	<b>76624</b>	<b>81785</b>	<b>82023</b>	<b>Logs</b>	<b>Asia-Pacific</b>
<b>7371</b>	<b>6624</b>	<b>7292</b>	<b>7165</b>	<b>7178</b>	<b>12572</b>	<b>14717</b>	<b>13748</b>	<b>13563</b>	<b>13574</b>	<b>Sawn</b>	
<b>588</b>	<b>536</b>	<b>470</b>	<b>506</b>	<b>509</b>	<b>995</b>	<b>1016</b>	<b>1036</b>	<b>1111</b>	<b>1129</b>	<b>Ven</b>	
<b>7626</b>	<b>7192</b>	<b>8097</b>	<b>7960</b>	<b>7550</b>	<b>4348</b>	<b>4513</b>	<b>3983</b>	<b>4100</b>	<b>4480</b>	<b>Ply</b>	
0 <sup>CR</sup>	3 <sup>I</sup>	0 <sup>CBR</sup>	16 <sup>CB</sup>	38	126	110	113	97	75	Logs	Cambodia
76 <sup>C</sup>	56 <sup>CB</sup>	28 <sup>I</sup>	34 <sup>CB</sup>	34 <sup>X</sup>	4	16	44	38	38	Sawn	
2 <sup>CB</sup>	0 <sup>CBR</sup>	0 <sup>CBR</sup>	2 <sup>CB</sup>	2 <sup>X</sup>	19	20	20	18	18	Ven	
8 <sup>CB</sup>	5 <sup>CB</sup>	1 <sup>CB</sup>	0 <sup>CBR</sup>	0 <sup>RX</sup>	3	6	9	10	10	Ply	
0 <sup>CBR</sup>	1 <sup>CB</sup>	0 <sup>CBR</sup>	0 <sup>CBR</sup>	0 <sup>RX</sup>	132	165	166	166	166	Logs	Fiji
4 <sup>CB</sup>	4 <sup>CB</sup>	4 <sup>CB</sup>	2 <sup>CB</sup>	2 <sup>X</sup>	47	51	36	38	38	Sawn	
0 <sup>CR</sup>	0 <sup>CR</sup>	0 <sup>CR</sup>	0 <sup>CR</sup>	0 <sup>RX</sup>	8	8	8	8	8	Ven	
4 <sup>C</sup>	2 <sup>C</sup>	0 <sup>CBR</sup>	1 <sup>CB</sup>	1 <sup>X</sup>	4	6	8	7	7	Ply	
3 <sup>C</sup>	7 <sup>C</sup>	16 <sup>C</sup>	9 <sup>CB</sup>	7 <sup>G</sup>	22138	21491	22095	22082	22298	Logs	India
13 <sup>CB</sup>	12 <sup>I</sup>	18 <sup>C</sup>	17 <sup>C</sup>	31 <sup>G</sup>	4369	4924	4999	4992	4979	Sawn	
5 <sup>C</sup>	7 <sup>C</sup>	10 <sup>C</sup>	10 <sup>C</sup>	13 <sup>G</sup>	253	265	269	270	270	Ven	
43 <sup>CB</sup>	72 <sup>G</sup>	84 <sup>C</sup>	87 <sup>C</sup>	53 <sup>G</sup>	1905	2086	2056	2057	2118	Ply	
139 <sup>CB</sup>	102 <sup>CB</sup>	62 <sup>CB</sup>	79 <sup>CB</sup>	79 <sup>X</sup>	22871	22495	27835	34098	34098	Logs	Indonesia
1975 <sup>CB</sup>	1656 <sup>CB</sup>	1607 <sup>CB</sup>	835 <sup>CB</sup>	835 <sup>X</sup>	2405	2739	2796	3567	3567	Sawn	
61 <sup>CB</sup>	44 <sup>CB</sup>	44 <sup>CB</sup>	21 <sup>CB</sup>	21 <sup>X</sup>	102	119	159	226	226	Ven	
3127 <sup>W</sup>	2617 <sup>W</sup>	2749 <sup>CB</sup>	2687 <sup>C</sup>	2311 <sup>I</sup>	1394	1215	1022	1070	1445	Ply	

**Table 1-1-d. Production, Trade and Consumption of Tropical Timber by ITTO Producers (1000 m3)**

Country	Product	Production					Imports				
		2004	2005	2006	2007	2008*	2004	2005	2006	2007	2008*
Malaysia	Logs	24399	24219	22242	21263	21263 <sup>X</sup>	89 <sup>C</sup>	11 <sup>CB</sup>	6 <sup>CB</sup>	4 <sup>CB</sup>	4 <sup>X</sup>
	Sawn	4934	5173	5129	5122	5122 <sup>X</sup>	1009	999	786	618 <sup>C</sup>	618 <sup>X</sup>
	Ven	637	670	612	622	622 <sup>X</sup>	2 <sup>C</sup>	1 <sup>C</sup>	2 <sup>C</sup>	2 <sup>C</sup>	2 <sup>X</sup>
	Ply	4734	5006	5433	5481	5481 <sup>X</sup>	10 <sup>CB</sup>	10 <sup>CB</sup>	34 <sup>CB</sup>	29 <sup>CB</sup>	29 <sup>X</sup>
Myanmar	Logs	3847 <sup>I</sup>	4047 <sup>I</sup>	4045 <sup>I</sup>	4045 <sup>X</sup>	4045 <sup>X</sup>	0	0	0	0 <sup>C</sup>	0 <sup>X</sup>
	Sawn	979 <sup>I</sup>	1469 <sup>I</sup>	1530 <sup>I</sup>	1530 <sup>X</sup>	1530 <sup>X</sup>	0 <sup>CBR</sup>	0 <sup>CBR</sup>	0 <sup>CBR</sup>	0 <sup>CB</sup>	0 <sup>X</sup>
	Ven	20 <sup>I</sup>	20 <sup>X</sup>	20 <sup>X</sup>	30 <sup>I</sup>	30 <sup>X</sup>	0	0	0 <sup>C</sup>	0 <sup>C</sup>	0 <sup>X</sup>
	Ply	107 <sup>I</sup>	97 <sup>I</sup>	86 <sup>I</sup>	86 <sup>X</sup>	86 <sup>X</sup>	0 <sup>C</sup>	0 <sup>C</sup>	0 <sup>C</sup>	0 <sup>C</sup>	0 <sup>X</sup>
Papua New Guinea	Logs	2200 <sup>I</sup>	2486 <sup>I</sup>	2858 <sup>I</sup>	2858 <sup>X</sup>	2858 <sup>X</sup>	0 <sup>I</sup>	0 <sup>I</sup>	0 <sup>C</sup>	0 <sup>C</sup>	0 <sup>X</sup>
	Sawn	50 <sup>X</sup>	51 <sup>I</sup>	51 <sup>X</sup>	51 <sup>X</sup>	51 <sup>X</sup>	0 <sup>CB</sup>	0 <sup>C</sup>	0 <sup>CB</sup>	0 <sup>C</sup>	0 <sup>X</sup>
	Ven	80 <sup>X</sup>	80 <sup>X</sup>	80 <sup>X</sup>	80 <sup>X</sup>	80 <sup>X</sup>	0 <sup>C</sup>	0 <sup>CBR</sup>	0 <sup>CB</sup>	0 <sup>CBR</sup>	0 <sup>R</sup>
	Ply	10 <sup>X</sup>	10 <sup>X</sup>	10 <sup>X</sup>	10 <sup>X</sup>	10 <sup>X</sup>	0 <sup>CBR</sup>	0 <sup>CBR</sup>	0 <sup>CBR</sup>	0 <sup>CBR</sup>	0 <sup>R</sup>
Philippines	Logs	768	841	1036	803	857 <sup>I</sup>	147 <sup>I</sup>	144 <sup>I</sup>	62 <sup>I</sup>	95	85 <sup>I</sup>
	Sawn	339	288	432 <sup>I</sup>	362 <sup>I</sup>	386 <sup>I</sup>	110 <sup>I</sup>	175 <sup>I</sup>	88 <sup>CB</sup>	60 <sup>CB</sup>	60 <sup>X</sup>
	Ven	180	133	95 <sup>I</sup>	124 <sup>I</sup>	140 <sup>I</sup>	45 <sup>I</sup>	7	3	16 <sup>I</sup>	19 <sup>I</sup>
	Ply	386	314	317 <sup>I</sup>	281 <sup>I</sup>	273 <sup>I</sup>	65 <sup>CB</sup>	72 <sup>CB</sup>	78 <sup>CB</sup>	65 <sup>CB</sup>	16 <sup>I</sup>
Thailand	Logs	5000 <sup>·</sup>	5100 <sup>·</sup>	5100 <sup>X</sup>	5100 <sup>X</sup>	5100 <sup>X</sup>	93 <sup>CB</sup>	71 <sup>CB</sup>	66 <sup>CB</sup>	54 <sup>CB</sup>	54 <sup>X</sup>
	Sawn	2796 <sup>·</sup>	2850 <sup>·</sup>	2850 <sup>X</sup>	2850 <sup>X</sup>	2850 <sup>X</sup>	816 <sup>CB</sup>	864 <sup>CB</sup>	628 <sup>CB</sup>	598 <sup>CB</sup>	598 <sup>X</sup>
	Ven	165 <sup>·</sup>	175 <sup>·</sup>	180 <sup>·</sup>	185 <sup>·</sup>	185 <sup>X</sup>	3 <sup>CB</sup>	3 <sup>CB</sup>	3 <sup>CB</sup>	2 <sup>CB</sup>	2 <sup>X</sup>
	Ply	100 <sup>·</sup>	110 <sup>·</sup>	115 <sup>·</sup>	120 <sup>·</sup>	120 <sup>X</sup>	75 <sup>CB</sup>	77 <sup>CB</sup>	77 <sup>I</sup>	70 <sup>CB</sup>	70 <sup>X</sup>
Vanuatu	Logs	30 <sup>X</sup>	30 <sup>X</sup>	30 <sup>X</sup>	30 <sup>X</sup>	30 <sup>X</sup>	1 <sup>F</sup>	1 <sup>F</sup>	0 <sup>C</sup>	0 <sup>CR</sup>	0 <sup>R</sup>
	Sawn	14 <sup>X</sup>	14 <sup>X</sup>	14 <sup>X</sup>	14 <sup>X</sup>	14 <sup>X</sup>	2 <sup>F</sup>	0 <sup>I</sup>	0 <sup>I</sup>	0 <sup>CBR</sup>	0 <sup>R</sup>
	Ven	0 <sup>X</sup>	0 <sup>X</sup>	0 <sup>X</sup>	0 <sup>X</sup>	0 <sup>X</sup>	0 <sup>I</sup>	0 <sup>C</sup>	0 <sup>C</sup>	0 <sup>CR</sup>	0 <sup>R</sup>
	Ply	0 <sup>X</sup>	0 <sup>X</sup>	0 <sup>X</sup>	0 <sup>X</sup>	0 <sup>X</sup>	0 <sup>CBR</sup>	0 <sup>CBR</sup>	0 <sup>C</sup>	0 <sup>CBR</sup>	0 <sup>R</sup>
<b>Latin America/ Caribbean</b>	<b>Logs</b>	<b>34884</b>	<b>33654</b>	<b>31008</b>	<b>31824</b>	<b>31668</b>	<b>7</b>	<b>16</b>	<b>16</b>	<b>11</b>	<b>21</b>
	<b>Sawn</b>	<b>16667</b>	<b>16744</b>	<b>17250</b>	<b>17429</b>	<b>18511</b>	<b>120</b>	<b>162</b>	<b>159</b>	<b>243</b>	<b>239</b>
	<b>Ven</b>	<b>395</b>	<b>377</b>	<b>368</b>	<b>359</b>	<b>362</b>	<b>16</b>	<b>20</b>	<b>20</b>	<b>20</b>	<b>21</b>
	<b>Ply</b>	<b>1995</b>	<b>1740</b>	<b>1196</b>	<b>1188</b>	<b>1279</b>	<b>244</b>	<b>216</b>	<b>216</b>	<b>223</b>	<b>193</b>
Bolivia	Logs	730	810	903	903 <sup>X</sup>	903 <sup>X</sup>	1	2	5 <sup>C</sup>	5 <sup>C</sup>	5 <sup>X</sup>
	Sawn	402	408	459	459 <sup>X</sup>	459 <sup>X</sup>	2	4	0 <sup>CR</sup>	1 <sup>C</sup>	1 <sup>X</sup>
	Ven	9	4	7	7 <sup>X</sup>	7 <sup>X</sup>	0 <sup>R</sup>	0 <sup>CR</sup>	0 <sup>CR</sup>	0 <sup>CR</sup>	0 <sup>R</sup>
	Ply	3	6 <sup>I</sup>	6 <sup>X</sup>	8 <sup>I</sup>	6 <sup>X</sup>	0	0 <sup>CBR</sup>	0 <sup>CR</sup>	0 <sup>C</sup>	0 <sup>X</sup>
Brazil	Logs	28000 <sup>·</sup>	26600 <sup>·</sup>	23765 <sup>·</sup>	24500 <sup>·</sup>	24500 <sup>X</sup>	2 <sup>C</sup>	7 <sup>CB</sup>	8 <sup>CB</sup>	0 <sup>R</sup>	0 <sup>R</sup>
	Sawn	14500	14622	14719	14837	15455	51	86	79	93	98
	Ven	300 <sup>X</sup>	300 <sup>X</sup>	300 <sup>X</sup>	300 <sup>X</sup>	300 <sup>X</sup>	7 <sup>I</sup>	10	10	11	11
	Ply	1380	1125	669	648	702	0 <sup>RI</sup>	0 <sup>R</sup>	1	0 <sup>R</sup>	0 <sup>R</sup>
Colombia	Logs	1949	1598	1873	1904	1183	0	0	0	0	0
	Sawn	473 <sup>I</sup>	309 <sup>I</sup>	296 <sup>I</sup>	290 <sup>I</sup>	549 <sup>I</sup>	1	0 <sup>CBR</sup>	0 <sup>CR</sup>	0 <sup>CBR</sup>	0 <sup>R</sup>
	Ven	1	1	1	1	2	1 <sup>C</sup>	1 <sup>C</sup>	1 <sup>C</sup>	1 <sup>C</sup>	1 <sup>X</sup>
	Ply	41	43 <sup>I</sup>	45 <sup>I</sup>	53 <sup>I</sup>	76 <sup>I</sup>	3 <sup>C</sup>	5 <sup>C</sup>	6 <sup>C</sup>	4 <sup>C</sup>	4 <sup>X</sup>
Ecuador	Logs	576 <sup>I</sup>	576 <sup>X</sup>	474	491	491 <sup>X</sup>	0 <sup>C</sup>	0 <sup>C</sup>	0 <sup>C</sup>	0 <sup>C</sup>	0 <sup>X</sup>
	Sawn	65 <sup>I</sup>	65 <sup>X</sup>	243 <sup>I</sup>	286 <sup>I</sup>	286 <sup>X</sup>	0 <sup>CR</sup>	0 <sup>CR</sup>	0 <sup>CR</sup>	0 <sup>CR</sup>	0 <sup>R</sup>
	Ven	36 <sup>X</sup>	36 <sup>X</sup>	36 <sup>X</sup>	36 <sup>X</sup>	36 <sup>X</sup>	0 <sup>CR</sup>	0 <sup>CR</sup>	0 <sup>CR</sup>	0 <sup>CR</sup>	0 <sup>R</sup>
	Ply	338	338 <sup>X</sup>	338 <sup>X</sup>	338 <sup>X</sup>	338 <sup>X</sup>	0 <sup>CBR</sup>	0 <sup>CR</sup>	0 <sup>CBR</sup>	0 <sup>CBR</sup>	0 <sup>R</sup>
Guatemala	Logs	271	252	80	80 <sup>X</sup>	80 <sup>X</sup>	0 <sup>CR</sup>	1 <sup>C</sup>	0 <sup>CR</sup>	0 <sup>CR</sup>	0 <sup>R</sup>
	Sawn	100 <sup>I</sup>	100 <sup>X</sup>	21 <sup>I</sup>	21 <sup>X</sup>	21 <sup>X</sup>	1 <sup>C</sup>	3 <sup>C</sup>	0 <sup>CR</sup>	2 <sup>C</sup>	2 <sup>X</sup>
	Ven	19	1 <sup>I</sup>	1 <sup>X</sup>	1 <sup>X</sup>	1 <sup>X</sup>	0 <sup>CR</sup>	1 <sup>C</sup>	0 <sup>CR</sup>	0 <sup>CR</sup>	0 <sup>R</sup>
	Ply	20 <sup>X</sup>	20 <sup>X</sup>	20 <sup>X</sup>	20 <sup>X</sup>	20 <sup>X</sup>	0 <sup>CR</sup>	0 <sup>CR</sup>	0 <sup>CR</sup>	1 <sup>C</sup>	1 <sup>X</sup>
Guyana	Logs	366	381	474	425	438	0	0	0	0	0
	Sawn	56 <sup>I</sup>	58	68	74	77	0	0	0	0	0
	Ven	0	0	0	0	0	0	0	0 <sup>CR</sup>	0 <sup>CBR</sup>	0
	Ply	54	37	34	39	40	0 <sup>CR</sup>	0 <sup>CR</sup>	0 <sup>CBR</sup>	0 <sup>CR</sup>	0 <sup>R</sup>
Honduras	Logs	22	15	30	21	20	0	0	0 <sup>CR</sup>	0 <sup>CBR</sup>	0
	Sawn	13 <sup>X</sup>	7 <sup>I</sup>	17 <sup>I</sup>	12 <sup>I</sup>	12 <sup>X</sup>	0 <sup>CR</sup>	1 <sup>C</sup>	2 <sup>C</sup>	1 <sup>CB</sup>	0
	Ven	0	0	0	0	0	0	0 <sup>CR</sup>	0 <sup>CR</sup>	0 <sup>CR</sup>	0
	Ply	0	0	0	0	0	0	0	0 <sup>CR</sup>	0 <sup>CR</sup>	0
Mexico	Logs	710	1044	839	704	746	2	4 <sup>C</sup>	2	5	8
	Sawn	94	107	157	149	153	34 <sup>CB</sup>	41 <sup>CB</sup>	47 <sup>CB</sup>	129 <sup>C</sup>	129 <sup>X</sup>
	Ven	3 <sup>X</sup>	3 <sup>X</sup>	3 <sup>X</sup>	3 <sup>X</sup>	3 <sup>X</sup>	7 <sup>C</sup>	7 <sup>C</sup>	8 <sup>C</sup>	6 <sup>C</sup>	6 <sup>X</sup>
	Ply	6	6	3	5	5 <sup>X</sup>	216	185	159	164 <sup>CB</sup>	135
Panama	Logs	93 <sup>I</sup>	69 <sup>I</sup>	74 <sup>I</sup>	74	74 <sup>X</sup>	0 <sup>C</sup>	0	0 <sup>CR</sup>	0 <sup>CR</sup>	0 <sup>R</sup>
	Sawn	30 <sup>I</sup>	30 <sup>X</sup>	30 <sup>X</sup>	30 <sup>X</sup>	9 <sup>I</sup>	1	0 <sup>R</sup>	0	1	0 <sup>R</sup>
	Ven	1 <sup>X</sup>	1 <sup>X</sup>	0 <sup>I</sup>	0 <sup>R</sup>	0 <sup>R</sup>	0 <sup>R</sup>	0 <sup>R</sup>	0 <sup>R</sup>	0 <sup>R</sup>	0 <sup>R</sup>
	Ply	0 <sup>X</sup>	0 <sup>X</sup>	0 <sup>X</sup>	2	2 <sup>X</sup>	1	1	1	3	2

Exports					Domestic Consumption					Product	Country
2004	2005	2006	2007	2008*	2004	2005	2006	2007	2008*		
5158 <sup>C</sup>	5652 <sup>C</sup>	4660 <sup>C</sup>	4531 <sup>C</sup>	4531 <sup>X</sup>	19330	18577	17588	16735	16735	Logs	Malaysia
3189 <sup>CB</sup>	2401 <sup>C</sup>	3239 <sup>CB</sup>	2836 <sup>C</sup>	2836 <sup>X</sup>	2754	3771	2676	2905	2905	Sawn	
435 <sup>CB</sup>	405 <sup>CB</sup>	351 <sup>CB</sup>	415 <sup>CB</sup>	415 <sup>X</sup>	204	266	263	210	210	Ven	
4349	4391 <sup>C</sup>	5155 <sup>C</sup>	5132 <sup>C</sup>	5132 <sup>X</sup>	395	625	312	378	378	Ply	
1370	2819 <sup>CB</sup>	1959 <sup>CB</sup>	1654 <sup>CB</sup>	1654 <sup>X</sup>	2477	1228	2086	2391	2391	Logs	
274 <sup>CB</sup>	399 <sup>CB</sup>	315 <sup>CB</sup>	569 <sup>CB</sup>	569 <sup>X</sup>	705	1070	1216	961	961	Sawn	Myanmar
9 <sup>CB</sup>	11 <sup>CB</sup>	14 <sup>CB</sup>	27 <sup>CB</sup>	27 <sup>X</sup>	11	9	6	3	3	Ven	
43 <sup>CB</sup>	54 <sup>CB</sup>	56 <sup>CB</sup>	37 <sup>CB</sup>	37 <sup>X</sup>	64	43	29	49	49	Ply	
1891 <sup>CB</sup>	2012 <sup>I</sup>	2407 <sup>CB</sup>	2717 <sup>CB</sup>	2717 <sup>X</sup>	309	474	451	141	141	Logs	
38 <sup>CB</sup>	41 <sup>CB</sup>	44 <sup>CB</sup>	44 <sup>CB</sup>	44 <sup>X</sup>	12	10	7	7	7	Sawn	Papua New Guinea
65 <sup>CB</sup>	58 <sup>CB</sup>	42 <sup>CB</sup>	20 <sup>CB</sup>	20 <sup>X</sup>	15	22	38	60	60	Ven	
4 <sup>CB</sup>	4 <sup>CB</sup>	4 <sup>CB</sup>	5 <sup>CB</sup>	5 <sup>X</sup>	7	6	6	5	5	Ply	
0	0	1 <sup>CB</sup>	1 <sup>CB</sup>	1 <sup>X</sup>	915	985	1097	896	941	Logs	Philippines
97 <sup>C</sup>	101 <sup>C</sup>	164 <sup>CB</sup>	223 <sup>CB</sup>	223 <sup>X</sup>	352	361	356	199	223	Sawn	
7	6	5	6	6	219	134	93	134	153	Ven	
10	18	3	3	3	441	368	392	343	286	Ply	
35 <sup>CB</sup>	8 <sup>C</sup>	3 <sup>C</sup>	5 <sup>C</sup>	5 <sup>X</sup>	5058	5163	5163	5148	5148	Logs	
1698 <sup>I</sup>	1953 <sup>C</sup>	1874 <sup>CB</sup>	2604 <sup>C</sup>	2604 <sup>X</sup>	1915	1762	1604	844	844	Sawn	Thailand
5 <sup>CB</sup>	4 <sup>CB</sup>	3 <sup>CB</sup>	4 <sup>CB</sup>	4 <sup>X</sup>	164	174	180	183	183	Ven	
38 <sup>CB</sup>	30 <sup>CB</sup>	43 <sup>CB</sup>	8 <sup>CB</sup>	8 <sup>X</sup>	137	157	149	182	182	Ply	
1 <sup>CB</sup>	0 <sup>CB</sup>	0 <sup>CB</sup>	0 <sup>CB</sup>	0 <sup>RX</sup>	31	31	30	30	30	Logs	Vanuatu
7 <sup>CB</sup>	2 <sup>CB</sup>	1 <sup>CB</sup>	1 <sup>CB</sup>	1 <sup>X</sup>	10	12	13	13	13	Sawn	
0 <sup>C</sup>	0 <sup>C</sup>	0 <sup>C</sup>	0 <sup>CB</sup>	0 <sup>RX</sup>	0	0	0	0	0	Ven	
0 <sup>C</sup>	0 <sup>C</sup>	0 <sup>C</sup>	0 <sup>C</sup>	0 <sup>X</sup>	0	0	0	0	0	Ply	
<b>377</b>	<b>237</b>	<b>365</b>	<b>371</b>	<b>353</b>	<b>34513</b>	<b>33433</b>	<b>30659</b>	<b>31464</b>	<b>31336</b>	<b>Logs</b>	
<b>2308</b>	<b>2205</b>	<b>2020</b>	<b>2152</b>	<b>2221</b>	<b>14479</b>	<b>14701</b>	<b>15390</b>	<b>15520</b>	<b>16529</b>	<b>Sawn</b>	<b>Latin America/ Caribbean</b>
<b>117</b>	<b>211</b>	<b>187</b>	<b>169</b>	<b>177</b>	<b>295</b>	<b>185</b>	<b>200</b>	<b>210</b>	<b>206</b>	<b>Ven</b>	
<b>1376</b>	<b>983</b>	<b>743</b>	<b>594</b>	<b>617</b>	<b>863</b>	<b>973</b>	<b>669</b>	<b>816</b>	<b>855</b>	<b>Ply</b>	
6	6 <sup>C</sup>	9 <sup>CB</sup>	9 <sup>CB</sup>	9 <sup>X</sup>	725	807	900	899	899	Logs	Bolivia
54	59	82 <sup>CB</sup>	106 <sup>CB</sup>	106 <sup>X</sup>	349	353	377	353	353	Sawn	
1	1 <sup>C</sup>	1 <sup>C</sup>	2 <sup>C</sup>	2 <sup>X</sup>	8	3	6	5	5	Ven	
2	3 <sup>C</sup>	4 <sup>CB</sup>	7 <sup>CB</sup>	7 <sup>X</sup>	1	3	2	1	-1	Ply	
6 <sup>C</sup>	3	1	2	2	27996	26603	23772	24498	24498	Logs	Brazil
2038 <sup>I</sup>	1891	1662	1699	1784	12513	12817	13136	13231	13769	Sawn	
105 <sup>C</sup>	196	176	162	170	202	114	134	149	141	Ven	
1202 <sup>C</sup>	795	572	445	467	178	330	98	203	235	Ply	
65	17 <sup>I</sup>	9	18	18 <sup>X</sup>	1884	1581	1864	1886	1165	Logs	Colombia
2 <sup>C</sup>	3 <sup>I</sup>	4 <sup>I</sup>	8 <sup>I</sup>	3 <sup>X</sup>	472	307	292	282	546	Sawn	
0 <sup>R</sup>	0 <sup>RI</sup>	0	0 <sup>R</sup>	0 <sup>RX</sup>	2	2	2	3	3	Ven	
9	6 <sup>I</sup>	8 <sup>I</sup>	7 <sup>C</sup>	7 <sup>X</sup>	35	41	43	50	73	Ply	
117 <sup>C</sup>	35 <sup>C</sup>	79 <sup>CB</sup>	102 <sup>CB</sup>	102 <sup>X</sup>	459	541	394	389	389	Logs	Ecuador
3 <sup>CB</sup>	5 <sup>CB</sup>	5 <sup>CB</sup>	4 <sup>CB</sup>	4 <sup>X</sup>	62	60	238	281	281	Sawn	
1 <sup>C</sup>	2 <sup>C</sup>	2 <sup>C</sup>	2 <sup>CB</sup>	2 <sup>X</sup>	35	34	34	34	34	Ven	
78 <sup>CB</sup>	85 <sup>CB</sup>	85 <sup>CB</sup>	72 <sup>CB</sup>	72 <sup>X</sup>	260	253	253	266	266	Ply	
2	1	0 <sup>CR</sup>	2 <sup>C</sup>	2 <sup>X</sup>	269	252	80	78	78	Logs	Guatemala
11 <sup>C</sup>	13 <sup>C</sup>	11 <sup>C</sup>	12 <sup>C</sup>	12 <sup>X</sup>	89	89	10	10	10	Sawn	
0 <sup>CB</sup>	1 <sup>CB</sup>	0 <sup>CB</sup>	0 <sup>CB</sup>	0 <sup>RX</sup>	18	1	1	1	1	Ven	
2 <sup>CB</sup>	5 <sup>CB</sup>	5 <sup>CB</sup>	4 <sup>CB</sup>	4 <sup>X</sup>	19	15	15	16	16	Ply	
71	123	200	171	176	295	258	274	254	262	Logs	Guyana
40	22	34	44	45	16	36	34	30	31	Sawn	
0	0	0	0	0	0	0	0	0	0	Ven	
49	37	24	24	25	5	1	10	15	15	Ply	
0 <sup>CR</sup>	3 <sup>C</sup>	0	0	0	22	13	30	21	20	Logs	Honduras
13 <sup>C</sup>	6 <sup>C</sup>	17 <sup>C</sup>	10 <sup>C</sup>	10 <sup>X</sup>	1	2	2	2	2	Sawn	
0	0	0	0	0	0	0	0	0	0	Ven	
0	0	0	0	0	0	0	0	0	0	Ply	
4 <sup>CB</sup>	4 <sup>CB</sup>	5 <sup>CB</sup>	6 <sup>CB</sup>	6 <sup>X</sup>	707	1045	835	702	748	Logs	Mexico
3 <sup>CB</sup>	4 <sup>CB</sup>	3 <sup>CB</sup>	5 <sup>CB</sup>	5 <sup>X</sup>	126	143	201	273	277	Sawn	
3 <sup>C</sup>	2 <sup>C</sup>	3 <sup>C</sup>	2 <sup>C</sup>	2 <sup>X</sup>	8	8	8	7	7	Ven	
5 <sup>C</sup>	9 <sup>C</sup>	7 <sup>C</sup>	1 <sup>C</sup>	0	217	183	155	168	141	Ply	
80	30	42 <sup>CB</sup>	49 <sup>CB</sup>	23	13	39	32	25	51	Logs	Panama
19	9	9	16	2	11	21	21	15	7	Sawn	
0 <sup>R</sup>	0 <sup>R</sup>	0	0	0	1	1	0	1	1	Ven	
0	0	0 <sup>R</sup>	0	0	1	1	1	5	4	Ply	

**Table 1-1-d. Production, Trade and Consumption of Tropical Timber by ITTO Producers (1000 m3)**

Country	Product	Production					Imports				
		2004	2005	2006	2007	2008*	2004	2005	2006	2007	2008*
Peru	Logs	1603	1728	1774	1963	2356	0 <sup>C</sup>	0 <sup>C</sup>	0 <sup>C</sup>	0 <sup>C</sup>	6
	Sawn	662	736	840	932	1119	1	1	1	1	1
	Ven	6 <sup>I</sup>	10 <sup>I</sup>	7 <sup>I</sup>	4	4	0 <sup>R</sup>	0 <sup>R</sup>	0 <sup>CR</sup>	0 <sup>CR</sup>	0 <sup>R</sup>
	Ply	124	121	61	69	82	0 <sup>R</sup>	0 <sup>R</sup>	0 <sup>CR</sup>	0 <sup>CR</sup>	0 <sup>R</sup>
Suriname	Logs	159	181	193	166	180	0	0	0	0	0
	Sawn	58	65	69	57	60	0	0	0 <sup>C</sup>	0 <sup>CR</sup>	0 <sup>R</sup>
	Ven	0	0	3	3 <sup>I</sup>	3 <sup>X</sup>	0	0	0 <sup>CR</sup>	0 <sup>CR</sup>	0
	Ply	1	1 <sup>I</sup>	1 <sup>I</sup>	0 <sup>R</sup>	1	6	4	4	5	5 <sup>I</sup>
Trinidad and Tobago	Logs	46	55	55 <sup>X</sup>	55 <sup>X</sup>	55 <sup>X</sup>	2	3	1 <sup>C</sup>	1 <sup>C</sup>	1 <sup>X</sup>
	Sawn	23	46	32 <sup>I</sup>	32 <sup>X</sup>	32 <sup>X</sup>	2	2	1 <sup>C</sup>	2 <sup>I</sup>	2 <sup>X</sup>
	Ven	1 <sup>X</sup>	1 <sup>X</sup>	1 <sup>X</sup>	1 <sup>X</sup>	1 <sup>X</sup>	0 <sup>CR</sup>	0 <sup>CBR</sup>	0 <sup>CBR</sup>	0 <sup>CR</sup>	0 <sup>R</sup>
	Ply	0 <sup>X</sup>	0 <sup>X</sup>	0 <sup>X</sup>	0 <sup>X</sup>	0 <sup>X</sup>	3	3	12 <sup>CB</sup>	14 <sup>CB</sup>	14 <sup>X</sup>
Venezuela	Logs	359	345	476	538	642	0 <sup>CBR</sup>	0	0 <sup>CB</sup>	0 <sup>CB</sup>	0 <sup>X</sup>
	Sawn	190	191	300 <sup>I</sup>	250 <sup>I</sup>	280 <sup>I</sup>	27	25	26	15 <sup>F</sup>	8 <sup>I</sup>
	Ven	20 <sup>F</sup>	20 <sup>F</sup>	9 <sup>I</sup>	3 <sup>I</sup>	5 <sup>I</sup>	1	1	1	1 <sup>C</sup>	2 <sup>I</sup>
	Ply	28	43	20 <sup>I</sup>	6 <sup>I</sup>	7 <sup>I</sup>	14	18	33	32 <sup>CB</sup>	32 <sup>X</sup>
<b>Producers</b>	<b>Logs</b>	<b>132673</b>	<b>131166</b>	<b>133584</b>	<b>138834</b>	<b>138620</b>	<b>2183</b>	<b>1444</b>	<b>1952</b>	<b>1949</b>	<b>2163</b>
<b>Sawn</b>	<b>38930</b>	<b>40611</b>	<b>41308</b>	<b>41263</b>	<b>42384</b>	<b>2129</b>	<b>2320</b>	<b>1866</b>	<b>1712</b>	<b>1708</b>	
<b>Total</b>	<b>Ven</b>	<b>2609</b>	<b>2664</b>	<b>2551</b>	<b>2755</b>	<b>2860</b>	<b>82</b>	<b>47</b>	<b>53</b>	<b>67</b>	<b>74</b>
	<b>Ply</b>	<b>14189</b>	<b>13671</b>	<b>13474</b>	<b>13469</b>	<b>13524</b>	<b>428</b>	<b>447</b>	<b>453</b>	<b>428</b>	<b>376</b>
<b>ITTO Total</b>	<b>Logs</b>	<b>134994</b>	<b>134238</b>	<b>136659</b>	<b>143238</b>	<b>143675</b>	<b>14023</b>	<b>12937</b>	<b>12880</b>	<b>13491</b>	<b>11614</b>
	<b>Sawn</b>	<b>40567</b>	<b>41709</b>	<b>43395</b>	<b>43253</b>	<b>44725</b>	<b>9811</b>	<b>9560</b>	<b>8096</b>	<b>7999</b>	<b>7441</b>
	<b>Ven</b>	<b>3620</b>	<b>3636</b>	<b>3453</b>	<b>3647</b>	<b>3753</b>	<b>925</b>	<b>971</b>	<b>927</b>	<b>911</b>	<b>828</b>
	<b>Ply</b>	<b>20510</b>	<b>20083</b>	<b>19871</b>	<b>19893</b>	<b>19948</b>	<b>11551</b>	<b>9621</b>	<b>9574</b>	<b>8079</b>	<b>7819</b>



Exports					Domestic Consumption					Product	Country
2004	2005	2006	2007	2008*	2004	2005	2006	2007	2008*		
0 <sup>CR</sup>	1 <sup>CB</sup>	0	0	0	1603	1727	1774	1963	2362	Logs	Peru
117 <sup>CB</sup>	186 <sup>CB</sup>	186 <sup>CB</sup>	239 <sup>CB</sup>	239 <sup>X</sup>	546	551	656	694	881	Sawn	
6	10	6	1	1	0	1	1	3	4	Ven	
29 <sup>CB</sup>	44 <sup>CB</sup>	38 <sup>CB</sup>	35 <sup>CB</sup>	35 <sup>X</sup>	95	78	23	34	48	Ply	
6	9	19	13	15	153	171	174	153	165	Logs	
5	5	6	8	10	53	60	63	49	50	Sawn	
0	0	0	0	0	0	0	3	3	3	Ven	
0	0 <sup>CBR</sup>	0 <sup>CBR</sup>	0	1	6	5	5	5	5	Ply	
0 <sup>CR</sup>	0 <sup>CBR</sup>	0 <sup>CR</sup>	0 <sup>CR</sup>	0 <sup>RX</sup>	47	58	56	56	56	Logs	Trinidad and Tobago
0 <sup>CR</sup>	0 <sup>CR</sup>	0 <sup>CR</sup>	0 <sup>CBR</sup>	0 <sup>RX</sup>	26	47	33	34	34	Sawn	
0 <sup>CBR</sup>	0 <sup>CR</sup>	0 <sup>CR</sup>	0 <sup>CR</sup>	0 <sup>RX</sup>	1	1	1	1	1	Ven	
0 <sup>CR</sup>	0 <sup>CR</sup>	0 <sup>CR</sup>	0 <sup>CBR</sup>	0 <sup>RX</sup>	3	3	12	14	14	Ply	
20	6	1	0 <sup>C</sup>	0 <sup>X</sup>	339	339	475	538	642	Logs	
2	1	0 <sup>R</sup>	0 <sup>R</sup>	0 <sup>R</sup>	215	215	326	265	287	Sawn	
0 <sup>R</sup>	0 <sup>R</sup>	0	0 <sup>R</sup>	0 <sup>RX</sup>	21	21	10	4	7	Ven	
0 <sup>R</sup>	0 <sup>R</sup>	0 <sup>R</sup>	0	0 <sup>X</sup>	42	61	53	38	39	Ply	
<b>11964</b>	<b>13744</b>	<b>12802</b>	<b>12920</b>	<b>12933</b>	<b>122892</b>	<b>118866</b>	<b>122734</b>	<b>127863</b>	<b>127850</b>	Logs	<b>Producers Total</b>
<b>11408</b>	<b>10651</b>	<b>10984</b>	<b>11041</b>	<b>11075</b>	<b>29652</b>	<b>32280</b>	<b>32190</b>	<b>31934</b>	<b>33017</b>	Sawn	
<b>1145</b>	<b>1136</b>	<b>1010</b>	<b>996</b>	<b>995</b>	<b>1547</b>	<b>1576</b>	<b>1594</b>	<b>1825</b>	<b>1939</b>	Ven	
<b>9162</b>	<b>8310</b>	<b>9035</b>	<b>8817</b>	<b>8410</b>	<b>5454</b>	<b>5808</b>	<b>4892</b>	<b>5080</b>	<b>5490</b>	Ply	
<b>12091</b>	<b>13865</b>	<b>12934</b>	<b>13046</b>	<b>13009</b>	<b>136926</b>	<b>133311</b>	<b>136604</b>	<b>143683</b>	<b>142280</b>	Logs	
<b>11896</b>	<b>11252</b>	<b>11641</b>	<b>11629</b>	<b>11567</b>	<b>38483</b>	<b>40017</b>	<b>39850</b>	<b>39623</b>	<b>40599</b>	Sawn	
<b>1273</b>	<b>1234</b>	<b>1133</b>	<b>1115</b>	<b>1101</b>	<b>3272</b>	<b>3372</b>	<b>3248</b>	<b>3444</b>	<b>3480</b>	Ven	
<b>10437</b>	<b>9790</b>	<b>10652</b>	<b>9748</b>	<b>9242</b>	<b>21624</b>	<b>19914</b>	<b>18793</b>	<b>18223</b>	<b>18526</b>	Ply	

Table 1-2-a. Trade of All Timber by ITTO Consumers - Value (1000\$ and \$/m<sup>3</sup>)

Country	Product	Species	Imports				Exports			
			Value		Unit Value		Value		Unit Value	
			2006	2007	2006	2007	2006	2007	2006	2007
Asia-Pacific	Logs	All	6235960	7686412	115	137	472701	582715	70	81
		C	3422223	4191264	87	105	420488	524800	65	75
		NC	2813737	3495148	185	216	52213	57915	192	234
	Sawn	All	5489375	5616399	300	330	1079876	1146850	322	371
		C	3345401	3469622	264	294	775846	804806	286	321
		NC	2143974	2146777	380	411	304031	342043	477	586
	Ven	All	476490	499989	800	883	270945	406751	831	1133
		C	45241	57068	634	484	51939	78749	315	443
		NC	431248	442921	823	988	219006	328002	1359	1808
	Ply	All	3659872	3305922	436	462	3041087	3745316	355	428
		C	446138	568999	432	487	1710626	3336445	294	414
		NC	3213734	2736923	437	458	1330461	408871	482	585
	Total	All	15861697	17108721	--	--	4864609	5881632	--	--
C		7259004	8286952	--	--	2958899	4744800	--	--	
NC		8602693	8821769	--	--	1905710	1136832	--	--	
Australia	Logs	All	524 <sup>I</sup>	1043 <sup>I</sup>	230	132	71339 <sup>C</sup>	94814 <sup>C</sup>	67	83
		C	262 <sup>CB</sup>	485 <sup>CB</sup>	150	149	49486 <sup>C</sup>	70369 <sup>C</sup>	56	72
		NC	262 <sup>C</sup>	558 <sup>C</sup>	488	120	21852 <sup>C</sup>	24445 <sup>C</sup>	120	141
	Sawn	All	361445 <sup>I</sup>	418208	634	738	121463	124433	306	338
		C	270695	289491	609	653	83805	83663	262	263
		NC	90750 <sup>F</sup>	128717	720	1046	37658	40770	490	814
	Ven	All	30797	37095	1078	1049	7966 <sup>I</sup>	15588 <sup>I</sup>	1726	1291
		C	7840	8662	485	474	4245	7597	3425	1333
		NC	22957	28433	1851	1664	3721 <sup>CB</sup>	7991 <sup>CB</sup>	1102	1253
	Ply	All	115098 <sup>C</sup>	137962 <sup>C</sup>	508	536	12877 <sup>I</sup>	9364 <sup>I</sup>	656	410
		C	69659 <sup>C</sup>	94975 <sup>C</sup>	530	498	11145 <sup>CB</sup>	8535 <sup>C</sup>	739	423
		NC	45439 <sup>C</sup>	42987 <sup>C</sup>	478	646	1732 <sup>CI</sup>	829 <sup>CB</sup>	380	315
China	Logs	All	3640701 <sup>I</sup>	5098872 <sup>I</sup>	103	131	8840 <sup>I</sup>	14261 <sup>I</sup>	358	249
		C	1424931 <sup>CB</sup>	2147917 <sup>CB</sup>	62	86	94	17 <sup>C</sup>	828	252
		NC	2215771 <sup>C</sup>	2950955 <sup>C</sup>	178	213	8746 <sup>CB</sup>	14245 <sup>CB</sup>	356	249
	Sawn	All	1687267 <sup>I</sup>	1763366 <sup>I</sup>	244	268	352847	389927 <sup>C</sup>	437	522
		C	377869 <sup>CB</sup>	510770 <sup>CB</sup>	128	178	130688	130753 <sup>C</sup>	384	463
		NC	1309398 <sup>C</sup>	1252596 <sup>C</sup>	331	339	222159	259173 <sup>C</sup>	474	557
	Ven	All	118163	135718 <sup>C</sup>	884	1045	171508	311590 <sup>CB</sup>	1195	1628
		C	7010	5306 <sup>C</sup>	2050	1229	14094	35087 <sup>CB</sup>	1355	1155
		NC	111153	130411 <sup>C</sup>	853	1039	157414	276503 <sup>CB</sup>	1182	1717
	Ply	All	185872 <sup>I</sup>	199336 <sup>I</sup>	404	627	2856074	3577941 <sup>C</sup>	347	422
		C	51746	58630 <sup>C</sup>	366	614	1605064	3215190 <sup>C</sup>	286	410
		NC	134126 <sup>CB</sup>	140706 <sup>CB</sup>	421	633	1251010	362750 <sup>C</sup>	474	572
(Hong Kong S.A.R.)	Logs	All	54367 <sup>I</sup>	65043 <sup>I</sup>	342	372	4478 <sup>I</sup>	1510 <sup>I</sup>	283	220
		C	1132 <sup>C</sup>	2214 <sup>C</sup>	147	125	512 <sup>C</sup>	1121 <sup>C</sup>	238	189
		NC	53235 <sup>CB</sup>	62829 <sup>CB</sup>	352	400	3966 <sup>CB</sup>	389 <sup>CB</sup>	290	426
	Sawn	All	176903 <sup>C</sup>	151519 <sup>C</sup>	390	383	14369 <sup>I</sup>	19472 <sup>I</sup>	172	234
		C	17885 <sup>C</sup>	23455 <sup>C</sup>	154	167	11773 <sup>C</sup>	17682 <sup>C</sup>	187	225
		NC	159018 <sup>C</sup>	128064 <sup>C</sup>	471	503	2596 <sup>CB</sup>	1790 <sup>CB</sup>	126	391
	Ven	All	44628 <sup>CB</sup>	33545 <sup>CB</sup>	1195	1037	3965 <sup>CB</sup>	2907 <sup>CB</sup>	1894	1956
		C	7460 <sup>CB</sup>	2008 <sup>CB</sup>	2075	1844	358 <sup>CB</sup>	745 <sup>CB</sup>	1773	1122
		NC	37168 <sup>CB</sup>	31537 <sup>CB</sup>	1102	1009	3607 <sup>CB</sup>	2161 <sup>CB</sup>	1907	2631
	Ply	All	96077 <sup>CB</sup>	100239 <sup>CB</sup>	308	370	40497 <sup>I</sup>	10548 <sup>CB</sup>	484	491
		C	39422 <sup>CB</sup>	62475 <sup>CB</sup>	300	368	5193 <sup>CB</sup>	5373 <sup>CB</sup>	519	1103
		NC	56655 <sup>CB</sup>	37764 <sup>CB</sup>	314	373	35303 <sup>C</sup>	5175 <sup>CB</sup>	480	312
(Macao S.A.R.)	Logs	All	161 <sup>I</sup>	373 <sup>I</sup>	1390	2047	35 <sup>C</sup>	0 <sup>C</sup>	387	--
		C	0 <sup>C</sup>	0 <sup>C</sup>	--	--	0 <sup>C</sup>	0 <sup>C</sup>	--	--
		NC	161 <sup>CB</sup>	373 <sup>CB</sup>	1390	2047	35 <sup>C</sup>	0 <sup>C</sup>	387	--
	Sawn	All	4645 <sup>CB</sup>	4485 <sup>CB</sup>	261	258	124 <sup>CB</sup>	113 <sup>CB</sup>	262	364
		C	2345 <sup>CB</sup>	2769 <sup>CB</sup>	180	231	64 <sup>CB</sup>	33 <sup>CB</sup>	186	176
		NC	2300 <sup>CB</sup>	1716 <sup>CB</sup>	483	318	60 <sup>CB</sup>	80 <sup>CB</sup>	463	645
	Ven	All	2 <sup>C</sup>	259 <sup>CB</sup>	433	2325	0 <sup>C</sup>	0 <sup>C</sup>	1758	--
		C	0 <sup>C</sup>	3 <sup>CB</sup>	--	769	0 <sup>C</sup>	0 <sup>C</sup>	--	--
		NC	2 <sup>C</sup>	256 <sup>CB</sup>	433	2385	0 <sup>C</sup>	0 <sup>C</sup>	1758	--
	Ply	All	5076 <sup>CB</sup>	6671 <sup>CB</sup>	287	774	91 <sup>CB</sup>	42 <sup>CB</sup>	572	359
		C	702 <sup>CB</sup>	3585 <sup>CB</sup>	381	476	5 <sup>CB</sup>	17 <sup>CB</sup>	518	687
		NC	4374 <sup>CB</sup>	3086 <sup>CB</sup>	276	2836	86 <sup>CB</sup>	26 <sup>CB</sup>	575	275

Table 1-2-a. Trade of All Timber by ITTO Consumers - Value (1000\$ and \$/m<sup>3</sup>)

Country	Product	Species	Imports				Exports			
			Value		Unit Value		Value		Unit Value	
			2006	2007	2006	2007	2006	2007	2006	2007
(Taiwan Province of China)	Logs	All	116711 <sup>CB</sup>	114869 <sup>CB</sup>	141	149	16719 <sup>C</sup>	9961 <sup>I</sup>	321	563
		C	23360 <sup>CB</sup>	30015 <sup>CB</sup>	114	139	1468 <sup>C</sup>	1716 <sup>CB</sup>	667	490
		NC	93351 <sup>CB</sup>	84853 <sup>CB</sup>	149	153	15251 <sup>C</sup>	8245 <sup>CB</sup>	306	581
	Sawn	All	236435 <sup>I</sup>	289549 <sup>C</sup>	232	260	46780 <sup>CB</sup>	45582 <sup>I</sup>	650	725
		C	136698 <sup>C</sup>	143767 <sup>C</sup>	222	204	16460 <sup>CB</sup>	13520 <sup>CB</sup>	1182	1288
		NC	99738 <sup>CB</sup>	145781 <sup>C</sup>	248	358	30320 <sup>CB</sup>	32062 <sup>C</sup>	522	612
	Ven	All	59745 <sup>I</sup>	53733 <sup>I</sup>	1534	1617	41360 <sup>CB</sup>	29665 <sup>CB</sup>	2293	2694
		C	2086 <sup>C</sup>	2362 <sup>C</sup>	355	404	1440 <sup>CB</sup>	1645 <sup>CB</sup>	2292	2507
		NC	57659 <sup>CB</sup>	51370 <sup>CB</sup>	1744	1875	39920 <sup>CB</sup>	28021 <sup>CB</sup>	2293	2706
	Ply	All	302213 <sup>CB</sup>	324726 <sup>CB</sup>	305	388	40231 <sup>I</sup>	50396 <sup>I</sup>	824	999
		C	72547 <sup>CB</sup>	95394 <sup>CB</sup>	262	374	7907 <sup>CB</sup>	16278 <sup>CB</sup>	514	1125
		NC	229666 <sup>CB</sup>	229332 <sup>CB</sup>	321	394	32325 <sup>C</sup>	34118 <sup>C</sup>	968	948
Japan	Logs	All	1835789	1757986	173	196	3673 <sup>I</sup>	3428	121	180
		C	1470362	1441145	163	186	3473	2789	116	155
		NC	365427	316841	234	259	200 <sup>C</sup>	639	509	639
	Sawn	All	2733063	2635901	321	358	11243	15502	661	535
		C	2410013	2319582	299	334	4083	10456	340	418
		NC	323050	316319	726	777	7160	5046	1432	1262
	Ven	All	90885	85522	957	1125	10572 <sup>I</sup>	10889 <sup>I</sup>	9249	10044
		C	19011	15701	475	714	409 <sup>CB</sup>	231 <sup>CB</sup>	2860	2744
		NC	71874	69821	1307	1293	10163	10658	10163	10658
	Ply	All	2418428	1920114	479	472	7478	6461	623	497
		C	131337	125396	545	510	2201	2524	314	316
		NC	2287091	1794718	476	470	5277	3937	1055	787
Korea, Rep. of	Logs	All	583849 <sup>I</sup>	645021 <sup>I</sup>	80	91	152 <sup>I</sup>	210	705	957
		C	501633 <sup>CB</sup>	569473 <sup>CB</sup>	73	84	152 <sup>CB</sup>	50	705	844
		NC	82216	75548 <sup>C</sup>	198	218	0	160	--	998
	Sawn	All	250469	305247	312	316	8104	8228	540	454
		C	109266	156539	234	236	5612	6275	510	429
		NC	141203	148708	418	492	2492	1952	623	554
	Ven	All	105315	139830	410	547	1151 <sup>I</sup>	1386	1038	2942
		C	1619	22572	810	343	104 <sup>C</sup>	36	952	742
		NC	103696	117258	407	618	1047	1349	1047	3196
	Ply	All	513697	593504 <sup>I</sup>	396	437	7979	3423	665	652
		C	72033	114669 <sup>C</sup>	775	612	4946	2113	550	583
		NC	441664	478835	367	409	3033	1310	1011	803
Nepal	Logs	All	528 <sup>I</sup>	518 <sup>I</sup>	198	208	1603 <sup>I</sup>	9786 <sup>CB</sup>	2883	5978
		C	10 <sup>F</sup>	0 <sup>C</sup>	58	--	0 <sup>C</sup>	0 <sup>CB</sup>	--	--
		NC	518 <sup>X</sup>	518 <sup>X</sup>	208	208	1603 <sup>CB</sup>	9786 <sup>CB</sup>	2883	5978
	Sawn	All	268 <sup>F</sup>	0 <sup>C</sup>	177	--	40 <sup>CB</sup>	2 <sup>CB</sup>	493	132
		C	256 <sup>F</sup>	0 <sup>C</sup>	174	--	1 <sup>CB</sup>	2 <sup>CB</sup>	109	132
		NC	12 <sup>F</sup>	0 <sup>C</sup>	308	--	39 <sup>CB</sup>	0 <sup>CB</sup>	540	--
	Ven	All	605 <sup>CB</sup>	1021 <sup>CB</sup>	795	484	10 <sup>CB</sup>	65 <sup>CB</sup>	158	429
		C	115 <sup>CB</sup>	222 <sup>CB</sup>	698	775	7 <sup>CB</sup>	59 <sup>CB</sup>	166	444
		NC	490 <sup>CB</sup>	799 <sup>CB</sup>	822	438	3 <sup>CB</sup>	5 <sup>CB</sup>	139	310
	Ply	All	449 <sup>CB</sup>	881 <sup>I</sup>	249	252	75 <sup>CB</sup>	707 <sup>CB</sup>	192	326
		C	165 <sup>CB</sup>	352 <sup>X</sup>	352	352	7 <sup>CB</sup>	237 <sup>CB</sup>	717	722
		NC	284 <sup>CB</sup>	529 <sup>X</sup>	212	212	69 <sup>CB</sup>	470 <sup>CB</sup>	180	255
New Zealand	Logs	All	3329	2688 <sup>I</sup>	555	649	365862 <sup>I</sup>	448745 <sup>I</sup>	66	75
		C	533	15 <sup>C</sup>	533	105	365303	448738	66	75
		NC	2796	2673	559	668	559 <sup>F</sup>	6 <sup>C</sup>	799	650
	Sawn	All	38881	48123	778	925	524906	543593	268	305
		C	20375	23248	784	894	523361	542423	268	305
		NC	18506	24875	771	957	1545	1170	386	292
	Ven	All	26349 <sup>C</sup>	13267 <sup>C</sup>	6393	7530	34413 <sup>I</sup>	34663 <sup>I</sup>	222	245
		C	100 <sup>C</sup>	231 <sup>C</sup>	823	851	31282	33349	206	238
		NC	26249 <sup>C</sup>	13036 <sup>C</sup>	6562	8749	3131 <sup>CB</sup>	1314 <sup>CB</sup>	938	933
	Ply	All	22961 <sup>I</sup>	22489	548	750	75785 <sup>C</sup>	86433 <sup>C</sup>	478	513
		C	8526 <sup>C</sup>	13522	537	845	74159 <sup>C</sup>	86178 <sup>C</sup>	477	512
		NC	14435	8967	555	640	1626 <sup>C</sup>	256 <sup>C</sup>	549	712

Table 1-2-a. Trade of All Timber by ITTO Consumers - Value (1000\$ and \$/m<sup>3</sup>)

Country	Product	Species	Imports				Exports				
			Value		Unit Value		Value		Unit Value		
			2006	2007	2006	2007	2006	2007	2006	2007	
ECE Regions	Logs	All	4923568	6036812	77	97	3819668	4467557	101	118	
		C	2715310	3220358	69	85	2459978	2770263	84	95	
		NC	2208258	2816454	89	116	1359690	1697295	157	201	
	Sawn	All	21598901	22889083	254	293	21416465	22498717	247	281	
		C	16449787	16951764	218	246	17860859	19063694	223	258	
		NC	5149114	5937319	544	650	3555607	3435023	533	558	
	Ven	All	2673910	2636652	1467	1585	2063090	2092537	1127	1393	
		C	417535	338697	794	887	415700	344647	486	605	
		NC	2256375	2297956	1741	1793	1647390	1747890	1689	1876	
	Ply	All	6520888	7126914	470	508	3202355	3556054	654	703	
		C	1954289	2067263	387	431	1402465	1499986	532	581	
		NC	4566599	5059651	518	548	1799889	2056067	797	830	
	Total	All	35717267	38689461	--	--	30501578	32614865	--	--	
		C	21536922	22578081	--	--	22139002	23678590	--	--	
		NC	14180345	16111379	--	--	8362576	8936275	--	--	
► EU	Logs	All	4034943	5235498	77	100	1676179	2186167	79	100	
		C	2105423	2662246	68	88	1020057	1385083	66	85	
		NC	1929520	2573251	88	117	656122	801084	113	143	
	Sawn	All	12180854	15122423	291	355	10829006	13282083	256	319	
		C	8274688	10341075	235	288	9375273	11645478	235	298	
		NC	3906167	4781349	585	714	1453732	1636605	596	640	
	Ven	All	1897779	1918784	1777	1954	1128020	1248018	2254	2772	
		C	179514	189481	915	1004	137230	152004	856	1229	
		NC	1718265	1729302	1970	2180	990790	1096014	2913	3356	
	Ply	All	3523901	4270329	535	597	2521687	2808472	731	805	
		C	1195950	1478714	458	498	1029848	1118799	589	684	
		NC	2327950	2791615	586	668	1491838	1689673	877	912	
	Total	All	21637476	26547033	--	--	16154891	19524740	--	--	
		C	11755575	14671516	--	--	11562408	14301364	--	--	
		NC	9881901	11875517	--	--	4592483	5223376	--	--	
Austria	Logs	All	713812 <sup>E4</sup>	795574 <sup>E4</sup>	78	93	76708 <sup>E4</sup>	107261 <sup>E4</sup>	107	122	
		C	604838 <sup>E1</sup>	658177 <sup>E2</sup>	77	90	51839 <sup>E1</sup>	76446 <sup>E2</sup>	95	106	
		NC	108975 <sup>E1</sup>	137397 <sup>E2</sup>	84	106	24870 <sup>E1</sup>	30814 <sup>E2</sup>	143	193	
	Sawn	All	521389 <sup>E4</sup>	575430 <sup>E4</sup>	277	337	1620648 <sup>E4</sup>	2119162 <sup>E4</sup>	235	270	
		C	369960 <sup>E1</sup>	399373 <sup>E2</sup>	225	276	1509040 <sup>E1</sup>	1987402 <sup>E2</sup>	225	260	
		NC	151429 <sup>E1</sup>	176057 <sup>E2</sup>	631	669	111608 <sup>E1</sup>	131760 <sup>E2</sup>	572	640	
	Ven	All	109017 <sup>E4</sup>	130356 <sup>E4</sup>	1787	2069	89352 <sup>E4</sup>	104643 <sup>E4</sup>	2482	2828	
		C	13484 <sup>E1</sup>	12833 <sup>E2</sup>	674	802	6761 <sup>E1</sup>	8514 <sup>E2</sup>	2254	2838	
		NC	95534 <sup>E1</sup>	117523 <sup>E2</sup>	2330	2500	82591 <sup>E1</sup>	96130 <sup>E2</sup>	2503	2827	
	Ply	All	99256 <sup>E4</sup>	170241 <sup>E4</sup>	709	760	235573 <sup>E4</sup>	258139 <sup>E4</sup>	757	929	
		C	34135 <sup>E1</sup>	45103 <sup>E2</sup>	644	705	161622 <sup>E1</sup>	104472 <sup>E2</sup>	700	878	
		NC	65122 <sup>E1</sup>	125138 <sup>E2</sup>	749	782	73951 <sup>E1</sup>	153667 <sup>E2</sup>	924	966	
	Belgium	Logs	All	171414 <sup>E4</sup>	203902 <sup>E4</sup>	52	57	135090 <sup>E4</sup>	167305 <sup>E4</sup>	132	146
			C	70425 <sup>E3</sup>	82763 <sup>E3</sup>	49	54	46009 <sup>E3</sup>	54219 <sup>E3</sup>	81	89
			NC	100989 <sup>E3</sup>	121140 <sup>E3</sup>	55	60	89081 <sup>E3</sup>	113086 <sup>E3</sup>	194	211
Sawn		All	682421 <sup>E4</sup>	758372 <sup>E4</sup>	308	333	454313 <sup>I</sup>	599057 <sup>I</sup>	345	401	
		C	383413 <sup>E3</sup>	435111 <sup>E3</sup>	227	248	254578 <sup>C</sup>	372048 <sup>C</sup>	255	319	
		NC	299008 <sup>E3</sup>	323262 <sup>E3</sup>	570	622	199735 <sup>E3</sup>	227010 <sup>E3</sup>	634	692	
Ven		All	93212 <sup>E4</sup>	112068 <sup>E4</sup>	1995	2335	58522 <sup>I</sup>	93583 <sup>I</sup>	2262	2476	
		C	7519 <sup>E3</sup>	3764 <sup>E3</sup>	862	941	4436 <sup>CB</sup>	5029 <sup>CB</sup>	1145	1050	
		NC	85693 <sup>E3</sup>	108304 <sup>E3</sup>	2255	2461	54086 <sup>E3</sup>	88553 <sup>E3</sup>	2458	2683	
Ply		All	332894 <sup>E4</sup>	392870 <sup>E4</sup>	546	595	279502 <sup>E4</sup>	311660 <sup>E4</sup>	595	649	
		C	87710 <sup>E3</sup>	104309 <sup>E3</sup>	436	476	65814 <sup>E3</sup>	73218 <sup>E3</sup>	422	460	
		NC	245185 <sup>E3</sup>	288560 <sup>E3</sup>	599	654	213688 <sup>E3</sup>	238442 <sup>E3</sup>	681	743	
Denmark		Logs	All	55373 <sup>I</sup>	58938 <sup>I</sup>	107	158	43961 <sup>E4</sup>	80488 <sup>C</sup>	68	80
			C	26433 <sup>E5</sup>	26433 <sup>E5</sup>	108	108	31249 <sup>E5</sup>	59425 <sup>C</sup>	57	66
			NC	28940 <sup>C</sup>	32504 <sup>C</sup>	107	252	12712 <sup>E5</sup>	21063 <sup>C</sup>	135	207
	Sawn	All	592395 <sup>E4</sup>	788649 <sup>I</sup>	269	358	55790 <sup>E4</sup>	80029 <sup>C</sup>	376	372	
		C	481711 <sup>E5</sup>	645209 <sup>CB</sup>	238	321	19577 <sup>E5</sup>	42533 <sup>C</sup>	221	252	
		NC	110684 <sup>E5</sup>	143440 <sup>C</sup>	630	745	36213 <sup>C</sup>	37496 <sup>C</sup>	607	811	
	Ven	All	52292 <sup>I</sup>	53688 <sup>C</sup>	2123	2405	11923 <sup>E4</sup>	17107 <sup>I</sup>	1896	2355	
		C	4516 <sup>E5</sup>	4501 <sup>C</sup>	555	1190	312 <sup>E5</sup>	312 <sup>E5</sup>	281	281	
		NC	47776 <sup>C</sup>	49187 <sup>C</sup>	2896	2653	11611 <sup>E5</sup>	16796 <sup>CB</sup>	2242	2730	
	Ply	All	146373 <sup>E4</sup>	189156 <sup>I</sup>	364	523	37813 <sup>E4</sup>	38873 <sup>CB</sup>	368	614	
		C	85454 <sup>E3</sup>	130271 <sup>CB</sup>	349	452	21159 <sup>E5</sup>	26733 <sup>CB</sup>	448	714	
		NC	60919 <sup>E3</sup>	58885 <sup>C</sup>	388	799	16654 <sup>E5</sup>	12139 <sup>CB</sup>	301	469	

Table 1-2-a. Trade of All Timber by ITTO Consumers - Value (1000\$ and \$/m<sup>3</sup>)

Country	Product	Species	Imports				Exports			
			Value		Unit Value		Value		Unit Value	
			2006	2007	2006	2007	2006	2007	2006	2007
Finland	Logs	All	751875 <sup>E4</sup>	1045909 <sup>E4</sup>	51	81	66498 <sup>E4</sup>	84707 <sup>E4</sup>	94	131
		C	399753 <sup>E1</sup>	537093 <sup>E1</sup>	56	87	61830 <sup>E1</sup>	79367 <sup>E1</sup>	93	131
		NC	352123 <sup>E1</sup>	508816 <sup>E1</sup>	47	75	4668 <sup>E1</sup>	5339 <sup>E1</sup>	114	131
	Sawn	All	147585 <sup>E4</sup>	214359 <sup>E4</sup>	255	342	1825189 <sup>E4</sup>	2246120 <sup>E4</sup>	236	317
		C	94877 <sup>E1</sup>	145149 <sup>E1</sup>	184	259	1816446 <sup>E1</sup>	2235894 <sup>E1</sup>	236	316
		NC	52708 <sup>E1</sup>	69211 <sup>E1</sup>	840	1060	8743 <sup>E1</sup>	10226 <sup>E1</sup>	570	681
	Ven	All	15948 <sup>E4</sup>	21645 <sup>E4</sup>	1279	1555	55503 <sup>E4</sup>	58800 <sup>C</sup>	716	1338
		C	338 <sup>E1</sup>	405 <sup>E1</sup>	939	1556	27650 <sup>E1</sup>	30950 <sup>C</sup>	449	937
		NC	15610 <sup>E1</sup>	21240 <sup>E1</sup>	1289	1555	27853 <sup>E1</sup>	27851 <sup>C</sup>	1742	2549
	Ply	All	51060 <sup>E4</sup>	72742 <sup>E4</sup>	476	624	822155 <sup>E4</sup>	918332 <sup>E4</sup>	658	747
		C	6399 <sup>E1</sup>	11551 <sup>E1</sup>	290	477	339419 <sup>E1</sup>	347465 <sup>E1</sup>	467	523
		NC	44661 <sup>E1</sup>	61191 <sup>E1</sup>	524	663	482737 <sup>E1</sup>	570867 <sup>E1</sup>	923	1011
France	Logs	All	307022 <sup>E4</sup>	417704 <sup>E4</sup>	118	148	294889 <sup>E4</sup>	369773 <sup>E4</sup>	80	104
		C	106066 <sup>E1</sup>	163302 <sup>E2</sup>	63	86	93338 <sup>E1</sup>	118741 <sup>E2</sup>	46	59
		NC	200956 <sup>E1</sup>	254402 <sup>E2</sup>	221	280	201551 <sup>E1</sup>	251032 <sup>E2</sup>	122	161
	Sawn	All	1268390 <sup>E4</sup>	1670819 <sup>E4</sup>	323	375	428677 <sup>E4</sup>	474718 <sup>E4</sup>	287	342
		C	908605 <sup>E1</sup>	1208207 <sup>E2</sup>	272	320	190657 <sup>E1</sup>	197515 <sup>E2</sup>	197	229
		NC	359785 <sup>E1</sup>	462612 <sup>E2</sup>	614	677	238020 <sup>E1</sup>	277203 <sup>E2</sup>	453	526
	Ven	All	160485 <sup>E4</sup>	172709 <sup>E4</sup>	1009	1016	98714 <sup>E4</sup>	63639 <sup>E4</sup>	2668	2893
		C	20844 <sup>E1</sup>	21384 <sup>E2</sup>	613	668	4456 <sup>E1</sup>	4945 <sup>E2</sup>	1485	1648
		NC	139640 <sup>E1</sup>	151325 <sup>E2</sup>	1117	1097	94258 <sup>E1</sup>	58694 <sup>E2</sup>	2772	3089
	Ply	All	314156 <sup>E4</sup>	304520 <sup>E4</sup>	706	661	223925 <sup>E4</sup>	277044 <sup>E4</sup>	995	1210
		C	108834 <sup>E1</sup>	105818 <sup>E2</sup>	726	833	70768 <sup>E1</sup>	91377 <sup>E2</sup>	863	1038
		NC	205322 <sup>E1</sup>	198702 <sup>E2</sup>	696	595	153157 <sup>E1</sup>	185667 <sup>E2</sup>	1071	1317
Germany	Logs	All	375431 <sup>E4</sup>	470273 <sup>E4</sup>	102	119	612498 <sup>E4</sup>	704379 <sup>E4</sup>	81	106
		C	224529 <sup>E1</sup>	301884 <sup>E1</sup>	67	84	421933 <sup>E1</sup>	506969 <sup>E1</sup>	72	95
		NC	150902 <sup>E1</sup>	168389 <sup>E1</sup>	463	478	190565 <sup>E1</sup>	197411 <sup>E1</sup>	113	146
	Sawn	All	1453473 <sup>E4</sup>	1479907 <sup>E4</sup>	274	377	2090723 <sup>E4</sup>	2596482 <sup>E4</sup>	238	285
		C	1089759 <sup>E1</sup>	1081227 <sup>E1</sup>	233	305	1676928 <sup>E1</sup>	2154278 <sup>E1</sup>	210	255
		NC	363713 <sup>E1</sup>	398680 <sup>E1</sup>	575	1058	413796 <sup>E1</sup>	442204 <sup>E1</sup>	507	660
	Ven	All	301972 <sup>E4</sup>	307462 <sup>E4</sup>	1761	1958	381542 <sup>E4</sup>	406067 <sup>E4</sup>	3301	3669
		C	24956 <sup>E1</sup>	20958 <sup>E1</sup>	874	964	3290 <sup>E1</sup>	3195 <sup>E1</sup>	3290	3472
		NC	277015 <sup>E1</sup>	286504 <sup>E1</sup>	1939	2118	378252 <sup>E1</sup>	402872 <sup>E1</sup>	3301	3671
	Ply	All	742203 <sup>E4</sup>	917314 <sup>E4</sup>	565	640	275264 <sup>E4</sup>	334103 <sup>E4</sup>	857	979
		C	226927 <sup>E1</sup>	302353 <sup>E1</sup>	442	486	119347 <sup>E1</sup>	184206 <sup>E1</sup>	721	850
		NC	515276 <sup>E1</sup>	614961 <sup>E1</sup>	644	758	155917 <sup>E1</sup>	149897 <sup>E1</sup>	1003	1204
Greece	Logs	All	20892 <sup>E4</sup>	20892 <sup>E4</sup>	110	110	1815 <sup>E4</sup>	1815 <sup>E4</sup>	519	519
		C	10014 <sup>E1</sup>	10014 <sup>E5</sup>	89	89	1705 <sup>E1</sup>	1705 <sup>E5</sup>	552	552
		NC	10878 <sup>E1</sup>	10878 <sup>E5</sup>	141	141	110 <sup>E1</sup>	110 <sup>E5</sup>	268	268
	Sawn	All	241113 <sup>E4</sup>	241113 <sup>E4</sup>	254	254	4823 <sup>E4</sup>	4823 <sup>E4</sup>	389	389
		C	184939 <sup>E1</sup>	184939 <sup>E5</sup>	234	234	1412 <sup>E1</sup>	1412 <sup>E5</sup>	352	352
		NC	56174 <sup>E1</sup>	56174 <sup>E5</sup>	360	360	3411 <sup>E1</sup>	3411 <sup>E5</sup>	407	407
	Ven	All	48932 <sup>E4</sup>	48932 <sup>E4</sup>	2019	2019	1054 <sup>E4</sup>	1054 <sup>E4</sup>	830	830
		C	3159 <sup>E1</sup>	3159 <sup>E5</sup>	2106	2106	48 <sup>E1</sup>	48 <sup>E5</sup>	606	606
		NC	45773 <sup>E1</sup>	45773 <sup>E5</sup>	2014	2014	1006 <sup>E1</sup>	1006 <sup>E5</sup>	845	845
	Ply	All	52269 <sup>E4</sup>	52269 <sup>E4</sup>	642	642	16844 <sup>E4</sup>	16844 <sup>E4</sup>	1322	1322
		C	13567 <sup>E1</sup>	13567 <sup>E5</sup>	609	609	1130 <sup>E1</sup>	1130 <sup>E5</sup>	779	779
		NC	38702 <sup>E1</sup>	38702 <sup>E5</sup>	655	655	15714 <sup>E1</sup>	15714 <sup>E5</sup>	1392	1392
Ireland	Logs	All	73510 <sup>E4</sup>	103559 <sup>E4</sup>	354	392	13294 <sup>E4</sup>	25271 <sup>E4</sup>	43	82
		C	49699 <sup>E1</sup>	67819 <sup>E1</sup>	266	317	13269 <sup>E1</sup>	17886 <sup>E1</sup>	43	61
		NC	23811 <sup>E1</sup>	35740 <sup>E1</sup>	1150	715	25 <sup>E1</sup>	7384 <sup>E1</sup>	837	568
	Sawn	All	299566 <sup>E4</sup>	344270 <sup>E4</sup>	301	476	65407 <sup>E4</sup>	97274 <sup>E4</sup>	167	255
		C	220858 <sup>E1</sup>	242232 <sup>E1</sup>	254	404	63644 <sup>E1</sup>	94969 <sup>E1</sup>	163	251
		NC	78709 <sup>E1</sup>	102038 <sup>E1</sup>	622	823	1763 <sup>E1</sup>	2305 <sup>E1</sup>	757	768
	Ven	All	17265 <sup>E4</sup>	19657 <sup>E4</sup>	1568	1156	1812 <sup>E4</sup>	0 <sup>E4</sup>	2107	--
		C	7218 <sup>E1</sup>	8022 <sup>E1</sup>	2214	802	853 <sup>E1</sup>	0 <sup>E1</sup>	7750	--
		NC	10046 <sup>E1</sup>	11636 <sup>E1</sup>	1296	1662	959 <sup>E1</sup>	0 <sup>E1</sup>	1279	--
	Ply	All	105819 <sup>I</sup>	89646 <sup>C</sup>	394	388	718 <sup>E4</sup>	381 <sup>E4</sup>	653	381
		C	41510 <sup>C</sup>	46862 <sup>C</sup>	334	409	447 <sup>E1</sup>	0 <sup>E1</sup>	520	--
		NC	64309 <sup>CB</sup>	42784 <sup>C</sup>	445	368	271 <sup>E1</sup>	381 <sup>E1</sup>	1130	381

Table 1-2-a. Trade of All Timber by ITTO Consumers - Value (1000\$ and \$/m<sup>3</sup>)

Country	Product	Species	Imports				Exports			
			Value		Unit Value		Value		Unit Value	
			2006	2007	2006	2007	2006	2007	2006	2007
Italy	Logs	All	511376 <sup>E4</sup>	567291 <sup>E4</sup>	114	132	6812 <sup>E4</sup>	8059 <sup>E4</sup>	454	474
		C	203083 <sup>E1</sup>	211685 <sup>E1</sup>	89	109	2215 <sup>E1</sup>	3069 <sup>E1</sup>	369	511
		NC	308292 <sup>E1</sup>	355606 <sup>E1</sup>	140	151	4597 <sup>E1</sup>	4990 <sup>E1</sup>	511	454
	Sawn	All	2181525 <sup>E4</sup>	2622201 <sup>E4</sup>	277	327	150180 <sup>E4</sup>	200053 <sup>E4</sup>	889	460
		C	1462768 <sup>E1</sup>	1672176 <sup>E1</sup>	228	260	23219 <sup>E1</sup>	49835 <sup>E1</sup>	374	332
		NC	718757 <sup>E1</sup>	950025 <sup>E1</sup>	495	596	126961 <sup>E1</sup>	150218 <sup>E1</sup>	1187	527
	Ven	All	321361 <sup>E4</sup>	375106 <sup>I</sup>	1700	2077	148018 <sup>E4</sup>	190797 <sup>C</sup>	4112	4388
		C	17185 <sup>E1</sup>	16979 <sup>E1</sup>	2455	2122	8037 <sup>E1</sup>	15287 <sup>C</sup>	4019	2876
		NC	304175 <sup>E1</sup>	358126 <sup>C</sup>	1671	2075	139981 <sup>E1</sup>	175510 <sup>C</sup>	4117	4598
	Ply	All	341120 <sup>E4</sup>	330075 <sup>E4</sup>	593	561	203213 <sup>E4</sup>	189495 <sup>E4</sup>	853	642
		C	136386 <sup>E1</sup>	95000 <sup>E1</sup>	537	459	77202 <sup>E1</sup>	35978 <sup>E1</sup>	858	1161
		NC	204734 <sup>E1</sup>	235075 <sup>E1</sup>	638	617	126011 <sup>E1</sup>	153517 <sup>E1</sup>	850	582
Luxembourg	Logs	All	30243 <sup>I</sup>	34861 <sup>I</sup>	64	73	20822 <sup>E4</sup>	20822 <sup>E4</sup>	93	93
		C	23497 <sup>E1</sup>	23497 <sup>E5</sup>	73	73	17152 <sup>E1</sup>	17152 <sup>E5</sup>	90	90
		NC	6747 <sup>CB</sup>	11365 <sup>CB</sup>	44	71	3670 <sup>E1</sup>	3670 <sup>E5</sup>	114	114
	Sawn	All	20847 <sup>E4</sup>	29635 <sup>C</sup>	368	425	13532 <sup>E4</sup>	13532 <sup>E4</sup>	359	359
		C	10667 <sup>E1</sup>	13348 <sup>C</sup>	290	282	8989 <sup>E1</sup>	8989 <sup>E5</sup>	336	336
		NC	10181 <sup>E1</sup>	16287 <sup>C</sup>	514	728	4543 <sup>E1</sup>	4543 <sup>E5</sup>	416	416
	Ven	All	5516 <sup>I</sup>	6444 <sup>I</sup>	3751	3410	235 <sup>CB</sup>	454 <sup>CB</sup>	367	482
		C	253 <sup>C</sup>	2422 <sup>C</sup>	3597	4942	14 <sup>CB</sup>	188 <sup>CB</sup>	1180	1584
		NC	5263 <sup>CB</sup>	4023 <sup>CB</sup>	3759	2873	221 <sup>CB</sup>	266 <sup>CB</sup>	352	323
	Ply	All	6628 <sup>E4</sup>	8027 <sup>C</sup>	647	717	23 <sup>E4</sup>	23 <sup>E4</sup>	564	564
		C	2100 <sup>E1</sup>	3477 <sup>C</sup>	537	667	19 <sup>E1</sup>	19 <sup>E5</sup>	1856	1856
		NC	4528 <sup>E1</sup>	4550 <sup>C</sup>	715	760	4 <sup>E1</sup>	4 <sup>E5</sup>	134	134
Netherlands	Logs	All	33013 <sup>E4</sup>	43290 <sup>E4</sup>	85	98	33039 <sup>E4</sup>	51120 <sup>E4</sup>	58	80
		C	20056 <sup>E1</sup>	27214 <sup>E1</sup>	62	69	24526 <sup>E1</sup>	38185 <sup>E1</sup>	55	73
		NC	12958 <sup>E1</sup>	16076 <sup>E1</sup>	193	347	8513 <sup>E1</sup>	12935 <sup>E1</sup>	70	115
	Sawn	All	1113158 <sup>E4</sup>	1340424 <sup>E4</sup>	328	347	240973 <sup>E4</sup>	272339 <sup>E4</sup>	434	500
		C	623252 <sup>E1</sup>	791059 <sup>E1</sup>	227	244	103018 <sup>E1</sup>	132600 <sup>E1</sup>	247	316
		NC	489906 <sup>E1</sup>	549365 <sup>E1</sup>	756	888	137955 <sup>E1</sup>	139739 <sup>E1</sup>	1009	1110
	Ven	All	41648 <sup>E4</sup>	49888 <sup>E4</sup>	1160	1401	16560 <sup>E4</sup>	21526 <sup>I</sup>	2760	3417
		C	11329 <sup>E1</sup>	13961 <sup>E1</sup>	1133	1091	1243 <sup>E1</sup>	1489	731	827
		NC	30319 <sup>E1</sup>	35926 <sup>E1</sup>	1171	1576	15317 <sup>E1</sup>	20037 <sup>E1</sup>	3562	4453
	Ply	All	354365 <sup>E4</sup>	415662 <sup>E4</sup>	588	684	40414 <sup>E4</sup>	44136 <sup>E4</sup>	675	475
		C	103149 <sup>E1</sup>	117810 <sup>E1</sup>	448	481	5726 <sup>E1</sup>	5932 <sup>E1</sup>	507	565
		NC	251217 <sup>E1</sup>	297852 <sup>E1</sup>	674	821	34688 <sup>E1</sup>	38204 <sup>E1</sup>	714	464
Poland	Logs	All	97503 <sup>E4</sup>	137097 <sup>E4</sup>	54	78	43895 <sup>E4</sup>	45276 <sup>E4</sup>	107	153
		C	31333 <sup>E1</sup>	44190 <sup>E9</sup>	44	69	36444 <sup>E1</sup>	34410 <sup>E9</sup>	102	150
		NC	66170 <sup>E1</sup>	92907 <sup>E9</sup>	60	82	7452 <sup>E1</sup>	10866 <sup>E9</sup>	141	167
	Sawn	All	194677 <sup>E4</sup>	270210 <sup>E4</sup>	360	414	194359 <sup>E4</sup>	266226 <sup>E4</sup>	322	400
		C	79103 <sup>E1</sup>	131845 <sup>E9</sup>	310	383	102136 <sup>E1</sup>	164806 <sup>E9</sup>	223	308
		NC	115574 <sup>E1</sup>	138365 <sup>E9</sup>	404	449	92223 <sup>E1</sup>	101419 <sup>E9</sup>	632	780
	Ven	All	72260 <sup>E4</sup>	91458 <sup>E4</sup>	2331	2472	60513 <sup>E4</sup>	67009 <sup>E4</sup>	2631	2680
		C	5711 <sup>E1</sup>	6701 <sup>E9</sup>	1142	957	2348 <sup>E1</sup>	3984 <sup>E1</sup>	2348	1328
		NC	66549 <sup>E1</sup>	84758 <sup>E9</sup>	2560	2825	58165 <sup>E1</sup>	63025 <sup>E9</sup>	2644	2865
	Ply	All	80427 <sup>E4</sup>	131664 <sup>E4</sup>	693	890	157118 <sup>E4</sup>	148507 <sup>E4</sup>	1147	1046
		C	13134 <sup>E1</sup>	60670 <sup>E9</sup>	1194	1319	36954 <sup>E1</sup>	74978 <sup>E9</sup>	880	1136
		NC	67292 <sup>E1</sup>	70993 <sup>E9</sup>	641	696	120164 <sup>E1</sup>	73529 <sup>E9</sup>	1265	967
Portugal	Logs	All	96420 <sup>E4</sup>	142351 <sup>E4</sup>	288	191	97286 <sup>E4</sup>	124751 <sup>E4</sup>	68	82
		C	6135 <sup>E1</sup>	12695 <sup>E1</sup>	106	74	6900 <sup>E1</sup>	6881 <sup>E1</sup>	51	60
		NC	90285 <sup>E1</sup>	129656 <sup>E1</sup>	326	226	90387 <sup>E1</sup>	117870 <sup>E1</sup>	70	84
	Sawn	All	160276 <sup>E4</sup>	216947 <sup>E4</sup>	621	718	94577 <sup>E4</sup>	127391 <sup>E4</sup>	205	201
		C	19481 <sup>E1</sup>	30461 <sup>E1</sup>	348	448	79366 <sup>E1</sup>	110836 <sup>E1</sup>	184	216
		NC	140795 <sup>E1</sup>	186487 <sup>E1</sup>	697	797	15210 <sup>E1</sup>	16554 <sup>E1</sup>	507	135
	Ven	All	73772 <sup>E4</sup>	82053 <sup>I</sup>	1294	1729	27748 <sup>E4</sup>	34171 <sup>E4</sup>	645	833
		C	15941 <sup>E1</sup>	16383 <sup>E1</sup>	1993	2340	10547 <sup>E1</sup>	13513 <sup>E1</sup>	391	450
		NC	57830 <sup>E1</sup>	65670 <sup>C</sup>	1180	1624	17200 <sup>E1</sup>	20658 <sup>E1</sup>	1075	1878
	Ply	All	32732 <sup>E4</sup>	45202 <sup>E4</sup>	537	443	4293 <sup>E4</sup>	4397 <sup>E4</sup>	537	152
		C	13916 <sup>E1</sup>	16334 <sup>E1</sup>	535	563	3100 <sup>E1</sup>	2312 <sup>E1</sup>	517	110
		NC	18816 <sup>E1</sup>	28868 <sup>E1</sup>	538	395	1193 <sup>E1</sup>	2085 <sup>E1</sup>	596	261

Table 1-2-a. Trade of All Timber by ITTO Consumers - Value (1000\$ and \$/m<sup>3</sup>)

Country	Product	Species	Imports				Exports				
			Value		Unit Value		Value		Unit Value		
			2006	2007	2006	2007	2006	2007	2006	2007	
Spain	Logs	All	250188 <sup>E4</sup>	316441 <sup>E4</sup>	65	80	15895 <sup>E4</sup>	27756 <sup>E4</sup>	71	69	
		C	78334 <sup>E1</sup>	99263 <sup>E2</sup>	48	55	2846 <sup>E1</sup>	9356 <sup>E2</sup>	42	46	
	Sawn	NC	171854 <sup>E1</sup>	217178 <sup>E2</sup>	78	101	13048 <sup>E1</sup>	18399 <sup>E2</sup>	83	91	
		All	990981 <sup>E4</sup>	1269019 <sup>E4</sup>	294	316	65925 <sup>E4</sup>	80950 <sup>E4</sup>	563	587	
	Ven	C	542226 <sup>E1</sup>	716704 <sup>E2</sup>	213	233	24396 <sup>E1</sup>	34023 <sup>E2</sup>	359	391	
		NC	448755 <sup>E1</sup>	552315 <sup>E2</sup>	541	590	41529 <sup>E1</sup>	46928 <sup>E2</sup>	848	920	
	Ply	All	479843 <sup>E4</sup>	304187 <sup>E4</sup>	2980	2952	112836 <sup>E4</sup>	129557 <sup>E4</sup>	3050	3322	
		C	31087 <sup>E1</sup>	32012 <sup>E2</sup>	888	969	24624 <sup>E1</sup>	27088 <sup>E2</sup>	2736	3010	
	Sweden	Logs	NC	448755 <sup>E1</sup>	272175 <sup>E2</sup>	3562	3888	88212 <sup>E1</sup>	102469 <sup>E2</sup>	3150	3416
			All	114521 <sup>E4</sup>	205337 <sup>E4</sup>	729	796	129800 <sup>E4</sup>	177755 <sup>E4</sup>	1047	1097
		Sawn	C	28063 <sup>E1</sup>	57837 <sup>E2</sup>	720	785	79844 <sup>E1</sup>	123762 <sup>E2</sup>	877	959
			NC	86458 <sup>E1</sup>	147500 <sup>E2</sup>	733	800	49957 <sup>E1</sup>	53994 <sup>E2</sup>	1514	1636
Ven		All	404238 <sup>E4</sup>	680670 <sup>E4</sup>	61	92	168663 <sup>E4</sup>	309952 <sup>E4</sup>	56	81	
		C	182738 <sup>E1</sup>	310649 <sup>E1</sup>	58	87	167584 <sup>E1</sup>	306544 <sup>E1</sup>	56	81	
U.K.	Sawn	NC	221500 <sup>E1</sup>	370021 <sup>E1</sup>	63	97	1079 <sup>E1</sup>	3408 <sup>E1</sup>	210	243	
		All	206082 <sup>E4</sup>	257355 <sup>E4</sup>	537	629	3411367 <sup>E4</sup>	3963739 <sup>E4</sup>	258	349	
	Ven	C	68656 <sup>E1</sup>	110380 <sup>E1</sup>	326	417	3398921 <sup>E1</sup>	3953072 <sup>E1</sup>	257	349	
		NC	137426 <sup>E1</sup>	146975 <sup>E1</sup>	794	1021	12445 <sup>E1</sup>	10668 <sup>E1</sup>	889	711	
	Ply	All	60290 <sup>E4</sup>	65542 <sup>I</sup>	2412	2339	43688 <sup>E4</sup>	38710 <sup>E4</sup>	892	1290	
		C	9412 <sup>E1</sup>	13094 <sup>CB</sup>	941	934	32969 <sup>E1</sup>	28928 <sup>E1</sup>	749	1071	
►Europe Non-EU	Logs	NC	50879 <sup>E1</sup>	52449 <sup>E1</sup>	3392	3746	10718 <sup>E1</sup>	9782 <sup>E1</sup>	2144	3261	
		All	119083 <sup>E4</sup>	153050 <sup>E4</sup>	606	638	30177 <sup>E4</sup>	35830 <sup>E4</sup>	580	568	
	Sawn	C	61546 <sup>E1</sup>	78525 <sup>E1</sup>	535	561	21236 <sup>E1</sup>	30021 <sup>E1</sup>	462	504	
		NC	57537 <sup>E1</sup>	74525 <sup>E1</sup>	706	745	8941 <sup>E1</sup>	5809 <sup>E1</sup>	1490	1627	
	Ven	All	142632 <sup>E4</sup>	196747 <sup>E4</sup>	344	474	45013 <sup>E4</sup>	57432 <sup>E4</sup>	70	81	
		C	68492 <sup>E1</sup>	85570 <sup>E1</sup>	211	288	41219 <sup>E1</sup>	54726 <sup>E1</sup>	65	78	
	Ply	NC	74140 <sup>E1</sup>	111177 <sup>E1</sup>	825	944	3794 <sup>E1</sup>	2706 <sup>E1</sup>	289	218	
		All	2106976 <sup>E4</sup>	3043712 <sup>E4</sup>	265	364	112524 <sup>E4</sup>	140187 <sup>E4</sup>	271	415	
	Total	Sawn	C	1734413 <sup>E1</sup>	2533655 <sup>E1</sup>	234	320	102947 <sup>E1</sup>	105266 <sup>E1</sup>	253	322
			NC	372564 <sup>E1</sup>	510057 <sup>E1</sup>	663	1112	9577 <sup>E1</sup>	34922 <sup>E1</sup>	1140	3160
		Ven	All	43967 <sup>E4</sup>	77588 <sup>E4</sup>	767	2354	20002 <sup>E4</sup>	20900 <sup>E4</sup>	3711	4543
			C	6560 <sup>E1</sup>	12904 <sup>E1</sup>	395	752	9643 <sup>E1</sup>	8534 <sup>E1</sup>	5212	5652
Ply		NC	37407 <sup>E1</sup>	64684 <sup>E1</sup>	918	4097	10360 <sup>E1</sup>	12366 <sup>E1</sup>	2926	4002	
		All	630994 <sup>E4</sup>	792554 <sup>E4</sup>	422	488	64855 <sup>E4</sup>	52955 <sup>E4</sup>	476	760	
Norway	Logs	C	233122 <sup>E1</sup>	289227 <sup>E1</sup>	388	389	26063 <sup>E1</sup>	17198 <sup>E1</sup>	515	518	
		NC	397872 <sup>E1</sup>	503327 <sup>E1</sup>	444	571	38793 <sup>E1</sup>	35757 <sup>E1</sup>	454	981	
	Sawn	All	179433	240112	67	86	189141	203987	77	86	
		C	119710	173178	59	79	157095	167721	75	81	
	Ven	NC	59723	66935	92	110	32046	36266	88	117	
		All	535490	730366	371	459	168701	208277	232	291	
	Ply	C	422429	613973	320	414	157321	194643	227	290	
		NC	113061	116393	927	1079	11380	13634	341	298	
	Total	All	35412	41296	2524	3035	21144	20065	3373	3687	
		C	5190	4942	1754	1674	2978	3546	2943	2648	
	Total	NC	30222	36354	2730	3412	18166	16519	3455	4026	
		All	224844	233937	1084	1137	8169	10224	1618	1720	
Total	C	120777	163648	955	1109	4162	5681	1945	2298		
	NC	104067	70288	1284	1209	4007	4543	1377	1308		
Total	All	975180	1245712	--	--	387156	442552	--	--		
	C	668107	955742	--	--	321556	371591	--	--		
Total	NC	307072	289970	--	--	65600	70962	--	--		
	Logs	All	151171 <sup>E4</sup>	213069 <sup>E4</sup>	65	84	42720 <sup>E4</sup>	61165 <sup>E4</sup>	58	69	
C		103743 <sup>E1</sup>	158463 <sup>E1</sup>	59	80	42050 <sup>E1</sup>	60547 <sup>E1</sup>	58	69		
Sawn	NC	47428 <sup>E1</sup>	54606 <sup>E1</sup>	81	99	670 <sup>E1</sup>	618 <sup>E1</sup>	61	69		
	All	345717 <sup>E4</sup>	506856 <sup>E4</sup>	334	432	112655 <sup>E4</sup>	122502 <sup>E4</sup>	238	316		
Ven	C	298442 <sup>E1</sup>	465344 <sup>E1</sup>	304	410	111574 <sup>E1</sup>	121037 <sup>E1</sup>	236	314		
	NC	47275 <sup>E1</sup>	41512 <sup>E1</sup>	909	1092	1081 <sup>E1</sup>	1465 <sup>E1</sup>	540	733		
Ply	All	15373 <sup>E4</sup>	17224 <sup>E4</sup>	1708	1914	786 <sup>C</sup>	1434 <sup>I</sup>	1710	1854		
	C	2636 <sup>E1</sup>	2042 <sup>E1</sup>	1318	1021	423 <sup>C</sup>	1097 <sup>C</sup>	1356	1670		
Total	NC	12738 <sup>E1</sup>	15182 <sup>E1</sup>	1820	2169	363 <sup>C</sup>	337 <sup>CB</sup>	2458	2887		
	All	77943 <sup>E4</sup>	82644 <sup>E4</sup>	1218	1312	3299 <sup>E4</sup>	2918 <sup>E4</sup>	1649	2084		
Total	C	27048 <sup>E1</sup>	42707 <sup>E1</sup>	1127	1378	2246 <sup>E1</sup>	2443 <sup>E1</sup>	2246	2443		
	NC	50895 <sup>E1</sup>	39937 <sup>E1</sup>	1272	1248	1053 <sup>E1</sup>	475 <sup>E1</sup>	1053	1188		



Table 1-2-a. Trade of All Timber by ITTO Consumers - Value (1000\$ and \$/m<sup>3</sup>)

Country	Product	Species	Imports				Exports			
			Value		Unit Value		Value		Unit Value	
			2006	2007	2006	2007	2006	2007	2006	2007
Switzerland	Logs	All	28262 <sup>E4</sup>	27044 <sup>C</sup>	82	102	146422 <sup>E4</sup>	142822 <sup>C</sup>	85	96
		C	15967 <sup>E1</sup>	14715 <sup>C</sup>	57	71	115046 <sup>E1</sup>	107174 <sup>C</sup>	84	90
		NC	12295 <sup>E1</sup>	12328 <sup>C</sup>	185	211	31376 <sup>E1</sup>	35648 <sup>C</sup>	89	118
	Sawn	All	189773 <sup>E4</sup>	223510 <sup>C</sup>	464	536	56046 <sup>E4</sup>	85775 <sup>C</sup>	222	261
		C	123987 <sup>E1</sup>	148630 <sup>C</sup>	366	428	45747 <sup>E1</sup>	73606 <sup>C</sup>	207	258
		NC	65786 <sup>E1</sup>	74880 <sup>C</sup>	941	1072	10299 <sup>E1</sup>	12169 <sup>C</sup>	328	278
	Ven	All	20039 <sup>E4</sup>	24073 <sup>C</sup>	3984	5224	20359 <sup>E4</sup>	18631 <sup>I</sup>	3504	3990
		C	2555 <sup>E1</sup>	2900 <sup>C</sup>	2661	3044	2555 <sup>E1</sup>	2449 <sup>CB</sup>	3650	3589
		NC	17484 <sup>E1</sup>	21172 <sup>C</sup>	4296	5793	17804 <sup>E1</sup>	16182 <sup>C</sup>	3484	4059
	Ply	All	146901 <sup>E4</sup>	151292 <sup>C</sup>	1024	1061	4870 <sup>E4</sup>	7306 <sup>C</sup>	1597	1608
		C	93729 <sup>E1</sup>	120941 <sup>C</sup>	915	1038	1916 <sup>E1</sup>	3238 <sup>C</sup>	1681	2199
		NC	53172 <sup>E1</sup>	30351 <sup>C</sup>	1295	1161	2954 <sup>E1</sup>	4068 <sup>C</sup>	1547	1324
▶North America	Logs	All	709192	561201	81	76	1954348	2077403	137	154
		C	490176	384933	75	68	1282826	1217459	109	111
		NC	219015	176268	100	100	671522	859944	268	341
	Sawn	All	8882557	7036294	213	208	10418758	9008357	239	240
		C	7752671	5996716	199	190	8328264	7223573	211	212
		NC	1129887	1039578	423	446	2090494	1784784	498	503
	Ven	All	740719	676572	1001	1013	913926	824455	691	788
		C	232831	144273	712	759	275492	189097	397	425
		NC	507888	532299	1230	1114	638434	635358	1014	1057
	Ply	All	2772143	2622648	392	393	672499	737358	467	471
		C	637562	424901	275	253	368455	375506	416	398
		NC	2134581	2197747	449	440	304044	361852	548	581
Total	All	13104611	10896716	--	--	13959532	12647572	--	--	
	C	9113239	6950824	--	--	10255038	9005635	--	--	
	NC	3991372	3945892	--	--	3704494	3641937	--	--	
Canada	Logs	All	411672 <sup>E4</sup>	349472 <sup>E4</sup>	71	68	489165 <sup>E4</sup>	400077 <sup>E4</sup>	105	112
		C	234383 <sup>E2</sup>	204213 <sup>E2</sup>	60	58	444031 <sup>E2</sup>	356870 <sup>E2</sup>	102	106
		NC	177288 <sup>E2</sup>	145259 <sup>E2</sup>	93	90	45134 <sup>E2</sup>	43207 <sup>E2</sup>	150	222
	Sawn	All	560955 <sup>E4</sup>	539025 <sup>E4</sup>	363	330	8208389 <sup>E4</sup>	6953188 <sup>E4</sup>	211	210
		C	141230 <sup>E2</sup>	146810 <sup>E2</sup>	281	276	7736737 <sup>E2</sup>	6589783 <sup>E2</sup>	204	204
		NC	419725 <sup>E2</sup>	392215 <sup>E2</sup>	402	356	471652 <sup>E2</sup>	363405 <sup>E2</sup>	439	451
	Ven	All	197845 <sup>E4</sup>	200458 <sup>E4</sup>	730	657	407220 <sup>E4</sup>	319157 <sup>E4</sup>	427	455
		C	13088 <sup>E2</sup>	13623 <sup>E2</sup>	374	505	197030 <sup>E2</sup>	130486 <sup>E2</sup>	312	325
		NC	184757 <sup>E2</sup>	186835 <sup>E2</sup>	783	672	210190 <sup>E2</sup>	188671 <sup>E2</sup>	653	629
	Ply	All	213199 <sup>E4</sup>	294639 <sup>E4</sup>	311	281	485050 <sup>E4</sup>	510414 <sup>E4</sup>	511	529
		C	60225 <sup>E2</sup>	78499 <sup>E8</sup>	143	145	236807 <sup>E2</sup>	204363 <sup>E8</sup>	455	439
		NC	152974 <sup>E2</sup>	216140 <sup>E8</sup>	577	427	248243 <sup>E2</sup>	306051 <sup>E8</sup>	577	615
U.S.A.	Logs	All	297520 <sup>E4</sup>	211729 <sup>E4</sup>	102	94	1465183 <sup>E4</sup>	1677326 <sup>E4</sup>	152	169
		C	255793 <sup>E2</sup>	180720 <sup>E2</sup>	97	86	838795 <sup>E2</sup>	860588 <sup>E2</sup>	113	113
		NC	41727 <sup>E2</sup>	31009 <sup>E2</sup>	150	209	626388 <sup>E2</sup>	816737 <sup>E2</sup>	284	351
	Sawn	All	8321603 <sup>E4</sup>	6497269 <sup>E4</sup>	207	202	2210369 <sup>E4</sup>	2055170 <sup>E4</sup>	480	469
		C	7611441 <sup>E2</sup>	5849906 <sup>E2</sup>	198	189	591527 <sup>E2</sup>	633791 <sup>E2</sup>	399	388
		NC	710162 <sup>E2</sup>	647363 <sup>E3</sup>	437	526	1618842 <sup>E2</sup>	1421379 <sup>E3</sup>	518	518
	Ven	All	542874 <sup>E4</sup>	476114 <sup>E4</sup>	1158	1312	506706 <sup>E4</sup>	505298 <sup>E4</sup>	1368	1465
		C	219743 <sup>E2</sup>	130650 <sup>E2</sup>	753	802	78463 <sup>E2</sup>	58611 <sup>E2</sup>	1254	1332
		NC	323131 <sup>E2</sup>	345464 <sup>E2</sup>	1826	1727	428243 <sup>E2</sup>	446687 <sup>E2</sup>	1392	1484
	Ply	All	2558944 <sup>E4</sup>	2328009 <sup>E4</sup>	400	413	187449 <sup>E4</sup>	226944 <sup>E4</sup>	381	377
		C	577337 <sup>E2</sup>	346402 <sup>E2</sup>	304	304	131649 <sup>E2</sup>	171143 <sup>E2</sup>	359	359
		NC	1981607 <sup>E2</sup>	1981607 <sup>E2</sup>	441	441	55801 <sup>E2</sup>	55801 <sup>E2</sup>	447	447
North Africa	Logs	All	13569	19786	140	164	11	169	193	106
		C	10637	15448	138	161	6	18	148	102
		NC	2932	4338	146	177	6	151	286	106
	Sawn	All	554510	713494	151	199	32	267	262	383
		C	456792	591622	141	196	32	161	262	365
		NC	97718	121872	232	213	0	106	--	414
	Ven	All	24570	27291	1251	1115	136	240	653	1054
		C	3059	62	1899	1659	50	41	624	779
		NC	21511	27229	1193	1114	85	199	671	1137
	Ply	All	124633	169856	311	399	184	809	524	581
		C	37068	76273	326	390	184	149	524	328
		NC	87565	93584	305	406	0	659	--	704
Total	All	717282	930427	--	--	363	1485	--	--	
	C	507555	683404	--	--	272	369	--	--	
	NC	209727	247023	--	--	91	1116	--	--	

Table 1-2-a. Trade of All Timber by ITTO Consumers - Value (1000\$ and \$/m<sup>3</sup>)

Country	Product	Species	Imports				Exports			
			Value		Unit Value		Value		Unit Value	
			2006	2007	2006	2007	2006	2007	2006	2007
Egypt	Logs	All	13569 <sup>CB</sup>	19786 <sup>CB</sup>	140	164	11 <sup>I</sup>	169 <sup>I</sup>	193	106
		C	10637 <sup>CB</sup>	15448 <sup>CB</sup>	138	161	6 <sup>C</sup>	18 <sup>CB</sup>	148	102
		NC	2932 <sup>CB</sup>	4338 <sup>CB</sup>	146	177	6 <sup>CB</sup>	151 <sup>C</sup>	286	106
	Sawn	All	554510 <sup>C</sup>	713494 <sup>C</sup>	151	199	32 <sup>I</sup>	267 <sup>CB</sup>	262	383
		C	456792 <sup>C</sup>	591622 <sup>C</sup>	141	196	32 <sup>CB</sup>	161 <sup>CB</sup>	262	365
		NC	97718 <sup>C</sup>	121872 <sup>C</sup>	232	213	0 <sup>I</sup>	106 <sup>CB</sup>	--	414
	Ven	All	24570 <sup>CB</sup>	27291 <sup>I</sup>	1251	1115	136 <sup>CB</sup>	240 <sup>CB</sup>	653	1054
		C	3059 <sup>CB</sup>	62 <sup>C</sup>	1899	1659	50 <sup>CB</sup>	41 <sup>CB</sup>	624	779
		NC	21511 <sup>CB</sup>	27229 <sup>CB</sup>	1193	1114	85 <sup>CB</sup>	199 <sup>CB</sup>	671	1137
	Ply	All	124633 <sup>CB</sup>	169856 <sup>CB</sup>	311	399	184 <sup>I</sup>	809 <sup>I</sup>	524	581
		C	37068 <sup>CB</sup>	76273 <sup>CB</sup>	326	390	184 <sup>C</sup>	149 <sup>C</sup>	524	328
		NC	87565 <sup>CB</sup>	93584 <sup>CB</sup>	305	406	0 <sup>C</sup>	659 <sup>CB</sup>	--	704
Consumers Total	Logs	All	11173097	13743009	94	116	4292381	5050441	96	112
		C	6148170	7427069	78	95	2880473	3295081	81	91
		NC	5024927	6315940	126	156	1411908	1755360	158	202
	Sawn	All	27642786	29218975	258	296	22496374	23645833	250	285
		C	20251981	21013008	221	251	18636736	19868661	225	260
		NC	7390806	8205968	476	550	3859637	3777173	528	561
	Ven	All	3174970	3163932	1303	1403	2334171	2499529	1083	1343
		C	465835	395826	778	792	467689	423437	459	566
		NC	2709135	2768106	1474	1577	1866481	2076091	1642	1865
	Ply	All	10305392	10602692	455	491	6243625	7302178	463	529
		C	2437495	2712535	393	440	3113275	4836580	368	455
		NC	7867897	7890157	478	511	3130350	2465598	624	776
	Total	All	52296245	56728609	--	--	35366551	38497982	--	--
		C	29303481	31548438	--	--	25098173	28423759	--	--
		NC	22992765	25180171	--	--	10268377	10074223	--	--
ITTO Total	Logs	All	12190039	15009108	99	121	6895500	8079584	119	139
		C	6208176	7519947	78	95	2909555	3325787	81	91
		NC	5981863	7489161	137	168	3985945	4753797	183	220
	Sawn	All	29554702	30608703	263	292	26237611	27501602	251	284
		C	20668265	21503628	222	251	18986167	20255579	225	260
		NC	8886437	9105075	458	479	7251444	7246023	366	389
	Ven	All	3376504	3371882	1298	1399	2922321	3238375	905	1064
		C	512537	446663	797	815	505627	465105	468	498
		NC	2863968	2925219	1463	1571	2416694	2773270	1126	1314
	Ply	All	10874654	11180034	453	489	11030054	12086689	425	468
		C	2737974	3069739	393	443	4019209	5987831	337	433
		NC	8136679	8110294	478	510	7010845	6098858	499	508
	Total	All	55995899	60169725	--	--	47085487	50906249	--	--
		C	30126951	32539977	--	--	26420559	30034302	--	--
		NC	25868947	27629749	--	--	20664928	20871947	--	--

Table 1-2-b. Trade of Tropical Timber by ITTO Consumers - Value (1000\$ and \$/m<sup>3</sup>)

Country	Product	Imports				Exports			
		Value		Unit Value		Value		Unit Value	
		2006	2007	2006	2007	2006	2007	2006	2007
Asia-Pacific	Logs	1917792	2454831	199	241	14335	17602	544	1166
	Sawn	1227477	1254316	365	394	65413	48522	492	781
	Ven	162069	173138	461	576	53875	77747	1252	2052
	Ply	2525743	2253875	442	491	349793	177733	321	411
	<b>Total</b>	<b>5833082</b>	<b>6136160</b>	--	--	<b>483417</b>	<b>321603</b>	--	--
Australia	Logs	250 <sup>C</sup>	470 <sup>C</sup>	533	103	89 <sup>C</sup>	750 <sup>CB</sup>	228	488
	Sawn	56475 <sup>C</sup>	66356 <sup>C</sup>	702	801	3753 <sup>CB</sup>	12793 <sup>CB</sup>	644	926
	Ven	6335	8481	1703	919	41 <sup>C</sup>	83 <sup>C</sup>	2834	2587
	Ply	34876 <sup>C</sup>	38741 <sup>C</sup>	531	658	1110 <sup>CI</sup>	224 <sup>CB</sup>	271	238
China	Logs	1558089 <sup>C</sup>	2073006 <sup>C</sup>	202	251	1127 <sup>CB</sup>	1817 <sup>CB</sup>	1072	330
	Sawn	789163 <sup>C</sup>	714780 <sup>C</sup>	331	338	42015	12126 <sup>C</sup>	470	582
	Ven	35726 <sup>C</sup>	35230 <sup>C</sup>	415	431	44503 <sup>CB</sup>	68682 <sup>CB</sup>	1125	1933
	Ply	118392 <sup>CB</sup>	126691 <sup>CB</sup>	405	622	298383	160834 <sup>C</sup>	301	406
(Hong Kong S.A.R.)	Logs	7967 <sup>CB</sup>	7504 <sup>CB</sup>	137	137	3924 <sup>CB</sup>	195 <sup>CB</sup>	293	313
	Sawn	97497 <sup>C</sup>	82776 <sup>C</sup>	466	512	2455 <sup>CB</sup>	1475 <sup>CB</sup>	122	853
	Ven	8820 <sup>C</sup>	7507 <sup>C</sup>	923	691	3607 <sup>CB</sup>	2161 <sup>CB</sup>	1907	2631
	Ply	45094 <sup>CB</sup>	32842 <sup>CB</sup>	333	420	35303 <sup>C</sup>	5175 <sup>CB</sup>	480	312
(Macao S.A.R.)	Logs	31 <sup>CB</sup>	10 <sup>CB</sup>	512	527	35 <sup>C</sup>	0 <sup>C</sup>	387	--
	Sawn	153 <sup>CB</sup>	817 <sup>CB</sup>	289	385	1 <sup>CB</sup>	79 <sup>CB</sup>	154	684
	Ven	2 <sup>CB</sup>	99 <sup>CB</sup>	1038	3169	0 <sup>C</sup>	0 <sup>C</sup>	1758	--
	Ply	2319 <sup>CB</sup>	2892 <sup>CB</sup>	498	5345	86 <sup>CB</sup>	26 <sup>CB</sup>	575	275
(Taiwan Province of China)	Logs	76413 <sup>CB</sup>	68815 <sup>CB</sup>	130	131	7544 <sup>C</sup>	4369 <sup>CB</sup>	698	924
	Sawn	66302 <sup>CB</sup>	119773 <sup>C</sup>	235	349	16004 <sup>C</sup>	19892 <sup>CB</sup>	1031	896
	Ven	36827 <sup>CB</sup>	35407 <sup>CB</sup>	2053	2154	3448 <sup>CB</sup>	3932 <sup>CB</sup>	2962	3120
	Ply	191257 <sup>CB</sup>	219208 <sup>CB</sup>	333	392	12846 <sup>CB</sup>	9033 <sup>C</sup>	728	644
Japan	Logs	230462	248094 <sup>C</sup>	230	234	4 <sup>CB</sup>	631	2649	631
	Sawn	167937 <sup>C</sup>	159215 <sup>C</sup>	605	669	841	1000	841	1000
	Ven	15986	15779	695	789	2076 <sup>C</sup>	2704 <sup>C</sup>	9464	14295
	Ply	1730878	1418534	496	544	1730	749	865	749
Korea, Rep. of	Logs	43381	55652 <sup>C</sup>	173	186	0	54	--	738
	Sawn	42167	98084	346	436	264	1083	264	464
	Ven	55053	69561	262	433	0	114	--	2727
	Ply	398952	409232	350	381	0	1161	--	729
Nepal	Logs	518 <sup>X</sup>	518 <sup>X</sup>	208	208	1603 <sup>CB</sup>	9786 <sup>CB</sup>	2883	5978
	Sawn	0 <sup>C</sup>	0 <sup>C</sup>	--	--	0 <sup>CB</sup>	0 <sup>CB</sup>	--	--
	Ven	490 <sup>CB</sup>	799 <sup>CB</sup>	822	438	3 <sup>CB</sup>	0 <sup>CB</sup>	139	--
	Ply	258 <sup>CB</sup>	529 <sup>X</sup>	205	212	65 <sup>CB</sup>	452 <sup>CB</sup>	191	260
New Zealand	Logs	682 <sup>C</sup>	762 <sup>C</sup>	506	716	10 <sup>C</sup>	0	366	--
	Sawn	7783	12515	778	963	80 <sup>C</sup>	73 <sup>C</sup>	711	815
	Ven	2830 <sup>C</sup>	274 <sup>C</sup>	5775	5762	197 <sup>C</sup>	71 <sup>C</sup>	1230	2341
	Ply	3717	5207	531	744	270 <sup>C</sup>	80 <sup>C</sup>	882	819
ECE Regions	Logs	459819	547341	352	409	42197	49684	397	451
	Sawn	2054645	2505108	718	807	444329	503532	848	957
	Ven	605894	700363	1176	1316	188229	212954	2332	2639
	Ply	1748047	1724769	528	591	415586	501932	789	1007
	<b>Total</b>	<b>4868405</b>	<b>5477582</b>	--	--	<b>1090341</b>	<b>1268102</b>	--	--
►EU	Logs	452241	537183	367	432	39985	47527	468	494
	Sawn	1736709	2165235	712	815	411553	480978	894	971
	Ven	513778	620176	1362	1520	167757	189200	2562	2885
	Ply	769721	892914	597	665	401249	488586	810	1046
	<b>Total</b>	<b>3472449</b>	<b>4215509</b>	--	--	<b>1020544</b>	<b>1206292</b>	--	--
Austria	Logs	772 <sup>E1</sup>	843 <sup>E5</sup>	772	843	68	286 <sup>CB</sup>	358	599
	Sawn	16668 <sup>E1</sup>	18193 <sup>E5</sup>	980	1070	2511 <sup>E1</sup>	2741 <sup>E5</sup>	1256	1371
	Ven	8921 <sup>E1</sup>	9737 <sup>E5</sup>	2974	3246	5184 <sup>E1</sup>	5659 <sup>E5</sup>	2592	2829
	Ply	14472 <sup>E1</sup>	15796 <sup>E5</sup>	762	831	3761 <sup>E1</sup>	4105 <sup>E5</sup>	627	684

Table 1-2-b. Trade of Tropical Timber by ITTO Consumers - Value (1000\$ and \$/m<sup>3</sup>)

Country	Product	Imports				Exports			
		Value		Unit Value		Value		Unit Value	
		2006	2007	2006	2007	2006	2007	2006	2007
Belgium	Logs	12959 <sup>E3</sup>	17146 <sup>E3</sup>	393	429	6440 <sup>E3</sup>	9840 <sup>E3</sup>	429	469
	Sawn	164585 <sup>C</sup>	206837 <sup>C</sup>	836	957	134004 <sup>E3</sup>	124326 <sup>E3</sup>	744	813
	Ven	74651 <sup>E3</sup>	86139 <sup>E3</sup>	2133	2328	13111 <sup>C</sup>	22953 <sup>C</sup>	2691	2537
	Ply	116839 <sup>C</sup>	100297 <sup>C</sup>	519	624	78032 <sup>C</sup>	56619 <sup>C</sup>	514	573
Denmark	Logs	5897 <sup>E5</sup>	5897 <sup>E5</sup>	881	881	3133 <sup>E5</sup>	1019 <sup>CB</sup>	727	541
	Sawn	41457 <sup>E5</sup>	58922 <sup>C</sup>	854	1012	14258 <sup>C</sup>	14725 <sup>C</sup>	1461	1450
	Ven	24682 <sup>C</sup>	26456 <sup>C</sup>	2768	2494	7595 <sup>E5</sup>	7654 <sup>CB</sup>	1968	2418
	Ply	18885 <sup>E5</sup>	16922 <sup>C</sup>	419	679	1929 <sup>CB</sup>	1090 <sup>CB</sup>	701	201
Finland	Logs	563 <sup>E1</sup>	563 <sup>E5</sup>	1148	1148	218 <sup>E1</sup>	119 <sup>E1</sup>	871	1326
	Sawn	9796 <sup>E1</sup>	10593 <sup>E1</sup>	1214	1622	724 <sup>E1</sup>	1875 <sup>E1</sup>	1064	721
	Ven	2594 <sup>E1</sup>	3221 <sup>E1</sup>	1764	2191	86 <sup>E1</sup>	162 <sup>E1</sup>	2867	2705
	Ply	1659 <sup>E1</sup>	2015 <sup>E1</sup>	1005	1471	96 <sup>E1</sup>	173 <sup>E1</sup>	506	1570
France	Logs	144463 <sup>E1</sup>	179560 <sup>E2</sup>	329	432	11093 <sup>E1</sup>	10726 <sup>E2</sup>	653	894
	Sawn	250077 <sup>E1</sup>	333550 <sup>E2</sup>	607	662	26412 <sup>E1</sup>	30074 <sup>E2</sup>	755	813
	Ven	92917 <sup>E1</sup>	117916 <sup>E2</sup>	893	951	7335 <sup>E1</sup>	7377 <sup>E2</sup>	3668	3689
	Ply	72674 <sup>E1</sup>	108530 <sup>E2</sup>	661	770	142409 <sup>E1</sup>	177218 <sup>E2</sup>	1095	1374
Germany	Logs	57884 <sup>E1</sup>	68208 <sup>E1</sup>	542	646	10833 <sup>E1</sup>	16284 <sup>E1</sup>	536	710
	Sawn	145680 <sup>E1</sup>	157373 <sup>E1</sup>	804	914	85215 <sup>E1</sup>	106323 <sup>E1</sup>	959	1077
	Ven	32197 <sup>E1</sup>	37835 <sup>E1</sup>	873	1060	53548 <sup>E1</sup>	60028 <sup>E1</sup>	2640	3091
	Ply	97147 <sup>E1</sup>	120022 <sup>E1</sup>	728	860	54317 <sup>E1</sup>	64712 <sup>E1</sup>	1199	1675
Greece	Logs	6775	5888	389	163	31 <sup>E1</sup>	31 <sup>E5</sup>	114	114
	Sawn	18750 <sup>E1</sup>	18750 <sup>E5</sup>	920	920	2597 <sup>E1</sup>	2597 <sup>E5</sup>	934	934
	Ven	10087 <sup>E1</sup>	10087 <sup>E5</sup>	1269	1269	204 <sup>E1</sup>	204 <sup>E5</sup>	927	927
	Ply	12407 <sup>E1</sup>	12407 <sup>E5</sup>	640	640	15417 <sup>E1</sup>	15417 <sup>E5</sup>	1394	1394
Ireland	Logs	2872 <sup>E1</sup>	2553 <sup>E1</sup>	1088	1277	18 <sup>E1</sup>	0 <sup>E1</sup>	879	--
	Sawn	36638 <sup>E1</sup>	36638 <sup>E5</sup>	519	519	1118 <sup>E1</sup>	1118 <sup>E5</sup>	703	703
	Ven	976 <sup>E1</sup>	976 <sup>E5</sup>	717	717	0 <sup>E1</sup>	0 <sup>E5</sup>	--	--
	Ply	19729 <sup>E1</sup>	19729 <sup>E5</sup>	429	429	0 <sup>E1</sup>	0 <sup>E5</sup>	--	--
Italy	Logs	96171 <sup>C</sup>	102563 <sup>C</sup>	336	402	1332 <sup>E1</sup>	1483 <sup>E1</sup>	1332	1483
	Sawn	209843 <sup>C</sup>	250941 <sup>C</sup>	672	825	26994 <sup>E1</sup>	36368 <sup>E1</sup>	1350	1070
	Ven	143321 <sup>C</sup>	162212 <sup>C</sup>	1486	1621	26591 <sup>E1</sup>	30318 <sup>C</sup>	3799	4063
	Ply	74393 <sup>C</sup>	91371 <sup>C</sup>	711	603	45124 <sup>E1</sup>	62130 <sup>E1</sup>	705	927
Luxembourg	Logs	3530 <sup>CB</sup>	1589 <sup>CB</sup>	1038	467	1517 <sup>E1</sup>	1517 <sup>E5</sup>	579	579
	Sawn	2279 <sup>E1</sup>	2015 <sup>C</sup>	803	1096	361 <sup>E1</sup>	361 <sup>E5</sup>	424	424
	Ven	11347 <sup>CB</sup>	8790 <sup>CB</sup>	8105	6278	193 <sup>CB</sup>	251 <sup>CB</sup>	312	310
	Ply	2818 <sup>E1</sup>	1922 <sup>C</sup>	829	1001	3 <sup>E1</sup>	3 <sup>E5</sup>	112	112
Netherlands	Logs	6509 <sup>CB</sup>	8134 <sup>CB</sup>	347	209	1316 <sup>E1</sup>	2766 <sup>E1</sup>	70	104
	Sawn	380063 <sup>E1</sup>	435759 <sup>E1</sup>	817	965	85598 <sup>E1</sup>	97111 <sup>E1</sup>	1024	1153
	Ven	15569 <sup>E1</sup>	24476 <sup>E1</sup>	967	1559	3730 <sup>E1</sup>	1157 <sup>E1</sup>	2072	5784
	Ply	162040 <sup>E1</sup>	184543 <sup>E1</sup>	763	957	23574 <sup>E1</sup>	17241 <sup>E1</sup>	893	308
Poland	Logs	2046 <sup>E1</sup>	6520 <sup>E9</sup>	1023	815	0 <sup>E1</sup>	0 <sup>E9</sup>	--	--
	Sawn	30428 <sup>E1</sup>	34048 <sup>E9</sup>	1049	1032	4270 <sup>E1</sup>	5252 <sup>E9</sup>	1067	1751
	Ven	5774 <sup>E1</sup>	9780 <sup>E9</sup>	5774	4890	0 <sup>E1</sup>	0 <sup>E9</sup>	--	--
	Ply	7267 <sup>E1</sup>	8693 <sup>E9</sup>	1817	1739	5247 <sup>E1</sup>	5252 <sup>E9</sup>	1312	1751
Portugal	Logs	48960 <sup>E1</sup>	51769 <sup>E1</sup>	422	411	1683 <sup>E1</sup>	1815 <sup>E1</sup>	561	605
	Sawn	68877 <sup>E1</sup>	100216 <sup>E1</sup>	689	783	3445 <sup>E1</sup>	4475 <sup>CB</sup>	574	232
	Ven	12739 <sup>E1</sup>	13885 <sup>C</sup>	796	1365	7733 <sup>E1</sup>	7551 <sup>E1</sup>	1105	1079
	Ply	9451 <sup>E1</sup>	13554 <sup>E1</sup>	473	266	745 <sup>E1</sup>	2071 <sup>E1</sup>	372	259
Spain	Logs	37427 <sup>E1</sup>	41837 <sup>E2</sup>	220	246	126 <sup>E1</sup>	754 <sup>E2</sup>	174	195
	Sawn	209414 <sup>E1</sup>	263704 <sup>E2</sup>	553	603	16811 <sup>E1</sup>	32519 <sup>E2</sup>	841	929
	Ven	53802 <sup>E1</sup>	65480 <sup>E2</sup>	1312	1432	29921 <sup>E1</sup>	33472 <sup>E2</sup>	2720	3043
	Ply	3605 <sup>E1</sup>	13481 <sup>CB</sup>	901	946	2917 <sup>E1</sup>	53465 <sup>E2</sup>	2917	3145
Sweden	Logs	1796 <sup>E1</sup>	6642 <sup>E1</sup>	912	1597	407 <sup>E1</sup>	889 <sup>E1</sup>	2037	1891
	Sawn	13572 <sup>E1</sup>	14520 <sup>E1</sup>	1180	1613	3256 <sup>E1</sup>	3260 <sup>E1</sup>	1628	1630
	Ven	7298 <sup>E1</sup>	8445 <sup>E1</sup>	2733	2815	5698 <sup>E1</sup>	5295 <sup>E1</sup>	2849	5295
	Ply	5069 <sup>E1</sup>	8741 <sup>E1</sup>	774	1249	1273 <sup>E1</sup>	5809 <sup>E1</sup>	1273	1627

Table 1-2-b. Trade of Tropical Timber by ITTO Consumers - Value (1000\$ and \$/m<sup>3</sup>)

Country	Product	Imports				Exports			
		Value		Unit Value		Value		Unit Value	
		2006	2007	2006	2007	2006	2007	2006	2007
U.K.	Logs	23618 <sup>E1</sup>	37472 <sup>E1</sup>	912	1302	1772 <sup>E5</sup>	0 <sup>E3</sup>	886	--
	Sawn	138583 <sup>E1</sup>	223177 <sup>E1</sup>	757	977	3979 <sup>E1</sup>	17853 <sup>E1</sup>	1217	1926
	Ven	16901 <sup>C</sup>	34741 <sup>E1</sup>	4172	3979	6827 <sup>E1</sup>	7119 <sup>E1</sup>	2447	3236
	Ply	151265 <sup>CB</sup>	174890 <sup>CB</sup>	450	476	26405 <sup>E1</sup>	23282 <sup>E1</sup>	532	979
	<b>Logs</b>	<b>5539</b>	<b>7783</b>	<b>87</b>	<b>93</b>	<b>607</b>	<b>283</b>	<b>55</b>	<b>69</b>
<b>►Europe</b>	<b>Sawn</b>	<b>21990</b>	<b>22446</b>	<b>965</b>	<b>1159</b>	<b>337</b>	<b>947</b>	<b>633</b>	<b>1046</b>
<b>Non-EU</b>	<b>Ven</b>	<b>2213</b>	<b>3223</b>	<b>2733</b>	<b>1644</b>	<b>1249</b>	<b>890</b>	<b>7132</b>	<b>7521</b>
	<b>Ply</b>	<b>20603</b>	<b>18342</b>	<b>1413</b>	<b>1090</b>	<b>764</b>	<b>463</b>	<b>1608</b>	<b>1566</b>
	<b>Total</b>	<b>50344</b>	<b>51794</b>	--	--	<b>2958</b>	<b>2583</b>	--	--
Norway	Logs	3463 <sup>E1</sup>	5969 <sup>E1</sup>	58	74	586 <sup>E1</sup>	240 <sup>E1</sup>	53	60
	Sawn	3547 <sup>E1</sup>	2790 <sup>E1</sup>	1774	1395	98 <sup>C</sup>	142 <sup>C</sup>	1550	1648
	Ven	696 <sup>C</sup>	1509 <sup>C</sup>	1786	960	52 <sup>C</sup>	53 <sup>CB</sup>	1470	3043
	Ply	11501 <sup>E1</sup>	11105 <sup>E1</sup>	1643	1110	684 <sup>CB</sup>	191 <sup>C</sup>	1572	1114
Switzerland	Logs	2076 <sup>E1</sup>	1814 <sup>C</sup>	551	609	21 <sup>CB</sup>	43 <sup>CB</sup>	413	365
	Sawn	18442 <sup>E1</sup>	19656 <sup>C</sup>	888	1132	240 <sup>E1</sup>	805 <sup>C</sup>	510	983
	Ven	1517 <sup>E1</sup>	1714 <sup>C</sup>	3612	4417	1198 <sup>E1</sup>	837 <sup>C</sup>	8554	8290
	Ply	9101 <sup>E1</sup>	7237 <sup>C</sup>	1201	1060	80 <sup>E1</sup>	273 <sup>C</sup>	1996	2183
	<b>Logs</b>	<b>2039</b>	<b>2375</b>	<b>205</b>	<b>228</b>	<b>1605</b>	<b>1875</b>	<b>165</b>	<b>187</b>
<b>►North</b>	<b>Sawn</b>	<b>295946</b>	<b>317427</b>	<b>736</b>	<b>742</b>	<b>32439</b>	<b>21607</b>	<b>514</b>	<b>720</b>
<b>America</b>	<b>Ven</b>	<b>89904</b>	<b>76964</b>	<b>656</b>	<b>629</b>	<b>19223</b>	<b>22864</b>	<b>1276</b>	<b>1524</b>
	<b>Ply</b>	<b>957723</b>	<b>813513</b>	<b>477</b>	<b>523</b>	<b>13573</b>	<b>12882</b>	<b>437</b>	<b>415</b>
	<b>Total</b>	<b>1345612</b>	<b>1210279</b>	--	--	<b>66840</b>	<b>59227</b>	--	--
Canada	Logs	1135 <sup>E2</sup>	738 <sup>E2</sup>	134	92	1303 <sup>E2</sup>	1067 <sup>E2</sup>	157	133
	Sawn	21845 <sup>E2</sup>	24619 <sup>E2</sup>	575	367	5934 <sup>E2</sup>	4211 <sup>E2</sup>	349	702
	Ven	3989 <sup>E2</sup>	10011 <sup>E2</sup>	997	1112	2131 <sup>E2</sup>	1150 <sup>E2</sup>	533	575
	Ply	37805 <sup>E2</sup>	25842 <sup>E2</sup>	904	213	904 <sup>E2</sup>	213 <sup>E2</sup>	904	213
U.S.A.	Logs	904 <sup>E2</sup>	1637 <sup>E2</sup>	615	682	302 <sup>E2</sup>	808 <sup>E2</sup>	216	404
	Sawn	274101 <sup>E2</sup>	292808 <sup>E2</sup>	753	811	26505 <sup>E2</sup>	17396 <sup>E2</sup>	574	725
	Ven	85915 <sup>CB</sup>	66953 <sup>CB</sup>	645	591	17092 <sup>E2</sup>	21714 <sup>E2</sup>	1545	1670
	Ply	919919 <sup>C</sup>	787671 <sup>C</sup>	468	549	12669 <sup>E2</sup>	12669 <sup>E2</sup>	422	422
	<b>Logs</b>	<b>8</b>	<b>112</b>	<b>216</b>	<b>159</b>	<b>0</b>	<b>0</b>	<b>176</b>	<b>--</b>
<b>North Africa</b>	<b>Sawn</b>	<b>983</b>	<b>911</b>	<b>366</b>	<b>608</b>	<b>0</b>	<b>4</b>	<b>--</b>	<b>198</b>
	<b>Ven</b>	<b>5732</b>	<b>10685</b>	<b>734</b>	<b>904</b>	<b>2</b>	<b>27</b>	<b>763</b>	<b>908</b>
	<b>Ply</b>	<b>32848</b>	<b>55681</b>	<b>339</b>	<b>397</b>	<b>0</b>	<b>197</b>	<b>--</b>	<b>558</b>
	<b>Total</b>	<b>39571</b>	<b>67390</b>	--	--	<b>2</b>	<b>227</b>	--	--
Egypt	Logs	8 <sup>CB</sup>	112 <sup>CB</sup>	216	159	0 <sup>CB</sup>	0 <sup>C</sup>	176	--
	Sawn	983 <sup>CB</sup>	911 <sup>CB</sup>	366	608	0 <sup>C</sup>	4 <sup>CB</sup>	--	198
	Ven	5732 <sup>CB</sup>	10685 <sup>CB</sup>	734	904	2 <sup>CB</sup>	27 <sup>CB</sup>	763	908
	Ply	32848 <sup>CB</sup>	55681 <sup>CB</sup>	339	397	0 <sup>C</sup>	197 <sup>CB</sup>	--	558
	<b>Logs</b>	<b>2377620</b>	<b>3002284</b>	<b>218</b>	<b>260</b>	<b>56533</b>	<b>67286</b>	<b>426</b>	<b>537</b>
<b>Consumers</b>	<b>Sawn</b>	<b>3283105</b>	<b>3760335</b>	<b>527</b>	<b>598</b>	<b>509743</b>	<b>552057</b>	<b>776</b>	<b>938</b>
<b>Total</b>	<b>Ven</b>	<b>773696</b>	<b>884186</b>	<b>885</b>	<b>1047</b>	<b>242107</b>	<b>290728</b>	<b>1957</b>	<b>2451</b>
	<b>Ply</b>	<b>4306637</b>	<b>4034325</b>	<b>472</b>	<b>527</b>	<b>765379</b>	<b>679862</b>	<b>473</b>	<b>730</b>
	<b>Total</b>	<b>10741057</b>	<b>11681131</b>	--	--	<b>1573761</b>	<b>1589933</b>	--	--
	Logs	2644156	3293707	205	244	2656462	3113929	205	239
	Sawn	4039897	4143976	499	518	3819427	3777617	328	325
	Ven	834223	951506	900	1044	828379	1005946	731	902
	Ply	4512666	4232805	471	524	4653082	4162369	437	427
<b>ITTO Total</b>	<b>Total</b>	<b>12030943</b>	<b>12621994</b>	--	--	<b>11957349</b>	<b>12059860</b>	--	--

Table 1-2-c. Trade of All Timber by ITTO Producers - Value (1000 \$ and \$/m<sup>3</sup>)

Country	Product	Species	Imports				Exports			
			Value		Unit Value		Value		Unit Value	
			2006	2007	2006	2007	2006	2007	2006	2007
Africa	Logs	All	439	45	367	238	914785	1229929	275	347
		C	2	5	44	110	13	0	357	--
		NC	437	40	379	282	914772	1229929	275	347
	Sawn	All	2644	1784	348	411	914180	907209	531	525
		C	495	407	203	199	433	446	681	567
		NC	2149	1376	416	602	913746	906763	531	525
	Ven	All	676	495	1641	807	305694	408954	868	1272
		C	73	31	1411	1862	6	2	1683	1659
		NC	603	464	1674	778	305688	408952	868	1272
	Ply	All	3204	5030	455	444	103433	132357	532	504
		C	2010	2413	442	433	0	4	1328	423
		NC	1194	2617	480	454	103433	132353	532	504
	Total	All	6962	7354	--	--	2238092	2678450	--	--
C		2580	2856	--	--	453	453	--	--	
NC		4383	4498	--	--	2237639	2677997	--	--	
Cameroon	Logs	All	34 <sup>CB</sup>	5 <sup>CB</sup>	262	130	59971 <sup>C</sup>	55860 <sup>I</sup>	190	210
		C	2 <sup>CB</sup>	4 <sup>CB</sup>	44	112	0 <sup>C</sup>	0 <sup>C</sup>	--	--
		NC	32 <sup>CB</sup>	1 <sup>CB</sup>	377	320	59971 <sup>C</sup>	55860 <sup>+</sup>	190	210
	Sawn	All	30 <sup>CB</sup>	203 <sup>CB</sup>	280	383	411862 <sup>I</sup>	357379 <sup>I</sup>	685	583
		C	2 <sup>CB</sup>	1 <sup>CB</sup>	666	250	0 <sup>C</sup>	0 <sup>C</sup>	--	--
		NC	28 <sup>CB</sup>	202 <sup>CB</sup>	269	384	411862 <sup>CB</sup>	357379 <sup>+</sup>	685	583
	Ven	All	4 <sup>C</sup>	51 <sup>I</sup>	2519	2149	94698 <sup>I</sup>	130774 <sup>I</sup>	1661	2043
		C	0 <sup>C</sup>	0 <sup>C</sup>	--	--	0 <sup>C</sup>	0 <sup>C</sup>	--	--
		NC	4 <sup>C</sup>	51 <sup>CB</sup>	2519	2149	94698 <sup>CB</sup>	130774 <sup>CB</sup>	1661	2043
	Ply	All	110 <sup>CB</sup>	127 <sup>CB</sup>	483	458	9565 <sup>I</sup>	12920 <sup>I</sup>	478	538
		C	95 <sup>CB</sup>	120 <sup>CB</sup>	476	447	0 <sup>I</sup>	0 <sup>I</sup>	--	--
		NC	14 <sup>CB</sup>	7 <sup>CB</sup>	533	826	9565 <sup>CB</sup>	12920 <sup>CB</sup>	478	538
Central African Republic	Logs	All	0 <sup>C</sup>	0 <sup>C</sup>	--	--	44277 <sup>I</sup>	44960 <sup>I</sup>	454	575
		C	0 <sup>C</sup>	0 <sup>C</sup>	--	--	0 <sup>I</sup>	0 <sup>I</sup>	--	--
		NC	0 <sup>C</sup>	0 <sup>C</sup>	--	--	44277 <sup>CB</sup>	44960 <sup>CB</sup>	454	575
	Sawn	All	149 <sup>F</sup>	87 <sup>I</sup>	1795	623	10769 <sup>I</sup>	15917 <sup>I</sup>	715	850
		C	3 <sup>F</sup>	0 <sup>C</sup>	300	--	0 <sup>I</sup>	0 <sup>I</sup>	--	--
		NC	146 <sup>F</sup>	87 <sup>CB</sup>	2000	623	10769 <sup>CB</sup>	15917 <sup>CB</sup>	715	850
	Ven	All	0 <sup>C</sup>	0 <sup>C</sup>	--	--	254 <sup>I</sup>	95 <sup>I</sup>	2511	4087
		C	0 <sup>C</sup>	0 <sup>C</sup>	--	--	0 <sup>I</sup>	0 <sup>I</sup>	--	--
		NC	0 <sup>C</sup>	0 <sup>C</sup>	--	--	254 <sup>CB</sup>	95 <sup>CB</sup>	2511	4087
	Ply	All	40 <sup>I</sup>	29 <sup>I</sup>	248	608	0 <sup>I</sup>	0 <sup>I</sup>	--	--
		C	40 <sup>CB</sup>	0 <sup>C</sup>	248	--	0 <sup>I</sup>	0 <sup>I</sup>	--	--
		NC	0 <sup>C</sup>	29 <sup>CB</sup>	--	608	0 <sup>CB</sup>	0 <sup>CB</sup>	--	--
Congo, Dem. Rep.	Logs	All	4 <sup>I</sup>	1 <sup>I</sup>	193	191	73923 <sup>I</sup>	108997 <sup>I</sup>	360	366
		C	0 <sup>C</sup>	0 <sup>C</sup>	--	--	0 <sup>I</sup>	0 <sup>I</sup>	--	--
		NC	4 <sup>CB</sup>	1 <sup>CB</sup>	193	191	73923 <sup>CB</sup>	108997 <sup>CB</sup>	360	366
	Sawn	All	89 <sup>I</sup>	97 <sup>CB</sup>	146	291	53907 <sup>I</sup>	65904 <sup>I</sup>	727	1046
		C	0 <sup>C</sup>	52 <sup>CB</sup>	--	259	0 <sup>I</sup>	0 <sup>I</sup>	--	--
		NC	89 <sup>CB</sup>	45 <sup>CB</sup>	146	340	53907 <sup>CB</sup>	65904 <sup>CB</sup>	727	1046
	Ven	All	1 <sup>I</sup>	40 <sup>I</sup>	3451	2928	4112 <sup>I</sup>	3144 <sup>I</sup>	1830	2098
		C	0 <sup>C</sup>	0 <sup>C</sup>	--	--	0 <sup>I</sup>	0 <sup>I</sup>	--	--
		NC	1 <sup>CB</sup>	40 <sup>CB</sup>	3451	2928	4112 <sup>CB</sup>	3144 <sup>CB</sup>	1830	2098
	Ply	All	1379 <sup>CB</sup>	1149 <sup>I</sup>	461	334	68 <sup>I</sup>	159 <sup>I</sup>	950	1660
		C	1357 <sup>CB</sup>	1149 <sup>CB</sup>	460	334	0 <sup>I</sup>	0 <sup>I</sup>	--	--
		NC	22 <sup>CB</sup>	0 <sup>C</sup>	554	--	68 <sup>CB</sup>	159 <sup>CB</sup>	950	1660
Congo, Rep.	Logs	All	0	0	--	--	129899 <sup>I</sup>	210115 <sup>I</sup>	205	326
		C	0	0	--	--	0 <sup>I</sup>	0 <sup>I</sup>	--	--
		NC	0	0	--	--	129899	210115 <sup>CB</sup>	205	326
	Sawn	All	15 <sup>I</sup>	68 <sup>CB</sup>	349	857	64688 <sup>I</sup>	48955 <sup>I</sup>	357	360
		C	0	44 <sup>CB</sup>	--	872	0 <sup>I</sup>	0 <sup>I</sup>	--	--
		NC	15 <sup>CB</sup>	24 <sup>CB</sup>	349	830	64688 <sup>F</sup>	48955 <sup>F</sup>	357	360
	Ven	All	380 <sup>I</sup>	69 <sup>I</sup>	1864	1958	3046 <sup>I</sup>	8067 <sup>I</sup>	1223	1919
		C	0	27 <sup>CB</sup>	--	2513	0 <sup>I</sup>	0 <sup>I</sup>	--	--
		NC	380 <sup>CB</sup>	42 <sup>CB</sup>	1864	1717	3046 <sup>CB</sup>	8067 <sup>CB</sup>	1223	1919
	Ply	All	13 <sup>I</sup>	328 <sup>CB</sup>	370	502	1443 <sup>I</sup>	966 <sup>I</sup>	522	536
		C	0 <sup>C</sup>	297 <sup>CB</sup>	--	518	0 <sup>I</sup>	0 <sup>I</sup>	--	--
		NC	13 <sup>CB</sup>	31 <sup>CB</sup>	370	384	1443 <sup>CB</sup>	966 <sup>CB</sup>	522	536

Table 1-2-c. Trade of All Timber by ITTO Producers - Value (1000 \$ and \$/m<sup>3</sup>)

Country	Product	Species	Imports				Exports			
			Value		Unit Value		Value		Unit Value	
			2006	2007	2006	2007	2006	2007	2006	2007
Côte d'Ivoire	Logs	All	92 <sup>I</sup>	0 <sup>I</sup>	196	--	44656 <sup>I</sup>	45096 <sup>I</sup>	324	408
		C	0 <sup>C</sup>	0 <sup>C</sup>	--	--	0 <sup>I</sup>	0 <sup>I</sup>	--	--
	Sawn	NC	92 <sup>CB</sup>	0 <sup>CB</sup>	196	--	44656 <sup>CB</sup>	45096 <sup>CB</sup>	324	408
		All	96 <sup>I</sup>	320 <sup>I</sup>	318	791	163271 <sup>I</sup>	181482 <sup>I</sup>	448	556
	Ven	All	19 <sup>CB</sup>	27 <sup>CB</sup>	100	709	0 <sup>I</sup>	0 <sup>I</sup>	--	--
		NC	76 <sup>C</sup>	293 <sup>C</sup>	708	799	163271 <sup>C</sup>	181482 <sup>C</sup>	448	556
	Ply	All	2 <sup>I</sup>	7 <sup>I</sup>	1161	1007	60324 <sup>I</sup>	71046 <sup>I</sup>	641	694
		C	2 <sup>C</sup>	0 <sup>C</sup>	1161	514	0 <sup>I</sup>	0 <sup>I</sup>	--	--
		NC	0 <sup>CB</sup>	7 <sup>CB</sup>	--	1053	60324 <sup>C</sup>	71046 <sup>C</sup>	641	694
		All	1 <sup>I</sup>	182 <sup>CB</sup>	368	552	13224 <sup>I</sup>	18332 <sup>I</sup>	587	366
	C	1 <sup>CB</sup>	75 <sup>CB</sup>	368	503	0 <sup>I</sup>	0 <sup>I</sup>	--	--	
	NC	0 <sup>C</sup>	107 <sup>CB</sup>	--	593	13224 <sup>C</sup>	18332 <sup>C</sup>	587	366	
Gabon	Logs	All	0	0	--	--	506147 <sup>I</sup>	700304 <sup>I</sup>	286	361
		C	0	0	--	--	0 <sup>I</sup>	0 <sup>I</sup>	--	--
	Sawn	NC	0	0	--	--	506147 <sup>CB</sup>	700304 <sup>CB</sup>	286	361
		All	101 <sup>C</sup>	0	1026	--	100736 <sup>I</sup>	124000 <sup>I</sup>	487	490
	Ven	All	36 <sup>C</sup>	0	2574	--	0 <sup>I</sup>	0 <sup>I</sup>	--	--
		NC	65 <sup>C</sup>	0	768	--	100736 <sup>F</sup>	124000 <sup>F</sup>	487	490
	Ply	All	19 <sup>C</sup>	0	859	--	94278 <sup>I</sup>	140213 <sup>I</sup>	754	1723
		C	0	0	--	--	0 <sup>I</sup>	0 <sup>I</sup>	--	--
		NC	19 <sup>C</sup>	0	859	--	94278 <sup>C</sup>	140213 <sup>CB</sup>	754	1723
		All	252	171 <sup>CB</sup>	543	336	40981 <sup>I</sup>	52598 <sup>I</sup>	911	907
	C	235 <sup>C</sup>	85 <sup>CB</sup>	546	333	0 <sup>I</sup>	0 <sup>I</sup>	--	--	
	NC	17 <sup>C</sup>	86 <sup>CB</sup>	509	340	40981 <sup>C</sup>	52598 <sup>CB</sup>	911	907	
Ghana	Logs	All	0	0	--	--	31237 <sup>I</sup>	20424 <sup>I</sup>	357	271
		C	0	0	--	--	0 <sup>I</sup>	0 <sup>I</sup>	--	--
	Sawn	NC	0	0	--	--	31237 <sup>CB</sup>	20424 <sup>I</sup>	357	271
		All	1835 <sup>CB</sup>	285 <sup>CB</sup>	334	198	94045 <sup>I</sup>	99768 <sup>I</sup>	449	485
	Ven	All	268 <sup>CB</sup>	181 <sup>CB</sup>	152	145	0 <sup>I</sup>	0 <sup>I</sup>	--	--
		NC	1567 <sup>CB</sup>	104 <sup>CB</sup>	421	523	94045 <sup>I</sup>	99768 <sup>I</sup>	449	485
	Ply	All	66 <sup>I</sup>	101 <sup>I</sup>	1556	3263	48828 <sup>I</sup>	55473 <sup>I</sup>	684	817
		C	0	0	--	--	0 <sup>I</sup>	0 <sup>I</sup>	--	--
		NC	66 <sup>CB</sup>	101 <sup>CB</sup>	1556	3263	48828 <sup>I</sup>	55473 <sup>I</sup>	684	817
		All	194 <sup>C</sup>	436 <sup>CB</sup>	664	528	38152 <sup>I</sup>	47366 <sup>I</sup>	367	368
	C	104 <sup>C</sup>	292 <sup>CB</sup>	650	556	0 <sup>I</sup>	0 <sup>I</sup>	--	--	
	NC	90 <sup>C</sup>	144 <sup>CB</sup>	680	479	38152 <sup>I</sup>	47366 <sup>I</sup>	367	368	
Liberia	Logs	All	78 <sup>I</sup>	0 <sup>C</sup>	2997	--	0 <sup>I</sup>	2 <sup>I</sup>	--	123
		C	0 <sup>C</sup>	0 <sup>C</sup>	--	--	0 <sup>I</sup>	0 <sup>I</sup>	--	--
	Sawn	NC	78 <sup>CB</sup>	0 <sup>C</sup>	2997	--	0	2 <sup>CB</sup>	--	123
		All	153 <sup>CB</sup>	117 <sup>CB</sup>	307	446	23 <sup>I</sup>	11 <sup>I</sup>	546	202
	Ven	All	23 <sup>CB</sup>	43 <sup>CB</sup>	188	539	0 <sup>I</sup>	0 <sup>I</sup>	--	--
		NC	131 <sup>CB</sup>	74 <sup>CB</sup>	344	406	23 <sup>CB</sup>	11 <sup>CB</sup>	546	202
	Ply	All	0 <sup>C</sup>	17 <sup>I</sup>	--	2957	0 <sup>I</sup>	0 <sup>I</sup>	--	--
		C	0 <sup>C</sup>	0 <sup>C</sup>	--	--	0 <sup>I</sup>	0 <sup>I</sup>	--	--
		NC	0 <sup>C</sup>	17 <sup>CB</sup>	--	2957	0	0	--	--
		All	326 <sup>CB</sup>	446 <sup>CB</sup>	318	1037	0 <sup>I</sup>	0 <sup>I</sup>	--	--
	C	178 <sup>CB</sup>	334 <sup>CB</sup>	275	1627	0 <sup>I</sup>	0 <sup>I</sup>	--	--	
	NC	148 <sup>CB</sup>	111 <sup>CB</sup>	391	496	0	0	--	--	
Nigeria	Logs	All	221 <sup>I</sup>	0 <sup>I</sup>	442	--	7585 <sup>CB</sup>	21072 <sup>CB</sup>	234	302
		C	0 <sup>C</sup>	0 <sup>C</sup>	--	--	13 <sup>CB</sup>	0 <sup>CB</sup>	357	--
	Sawn	NC	221 <sup>F</sup>	0 <sup>C</sup>	442	--	7572 <sup>CB</sup>	21072 <sup>CB</sup>	234	302
		All	153 <sup>CB</sup>	140 <sup>I</sup>	415	224	13973 <sup>CB</sup>	13124 <sup>CB</sup>	203	121
	Ven	All	144 <sup>CB</sup>	51 <sup>F</sup>	436	128	433 <sup>CB</sup>	446 <sup>CB</sup>	681	567
		NC	10 <sup>CB</sup>	89 <sup>CB</sup>	244	394	13540 <sup>CB</sup>	12678 <sup>CB</sup>	199	117
	Ply	All	203 <sup>CB</sup>	175 <sup>CB</sup>	1459	1266	148 <sup>CB</sup>	69 <sup>CB</sup>	2079	1100
		C	71 <sup>CB</sup>	4 <sup>CB</sup>	1419	714	6 <sup>CB</sup>	2 <sup>CB</sup>	1683	1659
		NC	132 <sup>CB</sup>	171 <sup>CB</sup>	1481	1289	142 <sup>CB</sup>	67 <sup>CB</sup>	2101	1086
		All	883 <sup>I</sup>	1993 <sup>I</sup>	485	446	0 <sup>CB</sup>	18 <sup>CB</sup>	1328	963
	C	0 <sup>C</sup>	0 <sup>C</sup>	--	--	0 <sup>CB</sup>	4 <sup>CB</sup>	1328	423	
	NC	883 <sup>CB</sup>	1993 <sup>CB</sup>	485	446	0 <sup>CB</sup>	13 <sup>CB</sup>	--	1665	



Table 1-2-c. Trade of All Timber by ITTO Producers - Value (1000 \$ and \$/m<sup>3</sup>)

Country	Product	Species	Imports				Exports			
			Value		Unit Value		Value		Unit Value	
			2006	2007	2006	2007	2006	2007	2006	2007
Togo	Logs	All	9 <sup>I</sup>	40 <sup>C</sup>	190	266	17091 <sup>I</sup>	23101 <sup>I</sup>	327	356
		C	0	2 <sup>C</sup>	--	105	0 <sup>I</sup>	0 <sup>I</sup>	--	--
	Sawn	NC	9 <sup>CB</sup>	38 <sup>C</sup>	190	285	17091 <sup>CB</sup>	23101 <sup>CB</sup>	327	356
		All	23 <sup>I</sup>	468 <sup>I</sup>	2233	901	905 <sup>I</sup>	670 <sup>I</sup>	520	437
	Ven	C	0	9 <sup>C</sup>	--	280	0 <sup>I</sup>	0 <sup>I</sup>	--	--
		NC	23 <sup>CB</sup>	458 <sup>CB</sup>	2233	943	905 <sup>CB</sup>	670 <sup>CB</sup>	520	437
	Ply	All	0	36 <sup>C</sup>	--	100	6 <sup>I</sup>	74 <sup>I</sup>	739	2402
		C	0	0 <sup>C</sup>	--	--	0 <sup>I</sup>	0 <sup>I</sup>	--	--
		NC	0	36 <sup>C</sup>	--	100	6 <sup>CB</sup>	74 <sup>CB</sup>	739	2402
		All	7 <sup>I</sup>	169 <sup>C</sup>	315	468	0 <sup>I</sup>	0 <sup>I</sup>	--	--
		C	0 <sup>I</sup>	61 <sup>C</sup>	--	370	0 <sup>I</sup>	0 <sup>I</sup>	--	--
		NC	7 <sup>CB</sup>	108 <sup>C</sup>	315	551	0 <sup>C</sup>	0 <sup>C</sup>	--	--
Asia-Pacific	Logs	All	989941	1230424	235	248	1643520	1767463	176	190
		C	44428	73293	76	86	22582	25715	102	93
		NC	945513	1157131	261	282	1620938	1741749	178	193
	Sawn	All	1412299	819129	376	216	1936922	1847258	223	235
		C	110977	128269	238	258	21132	21096	250	251
		NC	1301322	690860	395	210	1915789	1826162	223	235
	Ven	All	116531	119842	1040	1139	227875	257422	456	471
		C	33146	34815	1008	941	29023	35205	970	874
		NC	83384	85027	1054	1246	198852	222216	423	439
	Ply	All	221219	256798	331	432	4024296	3675611	436	406
		C	129036	155477	319	413	520075	569924	459	522
		NC	92183	101320	351	465	3504221	3105687	433	390
Total	All	2739989	2426192	--	--	7832613	7547755	--	--	
	C	317587	391854	--	--	592813	651941	--	--	
	NC	2422402	2034338	--	--	7239800	6895814	--	--	
Cambodia	Logs	All	0 <sup>C</sup>	0 <sup>C</sup>	--	--	127 <sup>I</sup>	20261 <sup>CB</sup>	302	1276
		C	0 <sup>C</sup>	0 <sup>C</sup>	--	--	0 <sup>C</sup>	0 <sup>C</sup>	--	--
		NC	0 <sup>C</sup>	0 <sup>C</sup>	--	--	127 <sup>CB</sup>	20261 <sup>CB</sup>	302	1276
	Sawn	All	46 <sup>F</sup>	72 <sup>CB</sup>	247	308	12306 <sup>I</sup>	11059 <sup>CB</sup>	436	319
		C	16 <sup>F</sup>	18 <sup>CB</sup>	127	168	202 <sup>CB</sup>	211 <sup>CB</sup>	345	424
		NC	30 <sup>F</sup>	54 <sup>CB</sup>	500	421	12104 <sup>F</sup>	10848 <sup>CB</sup>	438	317
	Ven	All	9 <sup>I</sup>	39 <sup>I</sup>	630	1227	449 <sup>I</sup>	529 <sup>I</sup>	1243	315
		C	0 <sup>C</sup>	0 <sup>C</sup>	--	--	0 <sup>C</sup>	0 <sup>C</sup>	--	--
		NC	9 <sup>CB</sup>	39 <sup>CB</sup>	630	1227	449 <sup>CB</sup>	529 <sup>CB</sup>	1243	315
	Ply	All	0 <sup>C</sup>	149 <sup>I</sup>	--	382	404 <sup>CB</sup>	274	285	320
		C	0 <sup>C</sup>	149 <sup>CB</sup>	--	382	76 <sup>CB</sup>	166 <sup>CB</sup>	717	344
		NC	0 <sup>C</sup>	0 <sup>C</sup>	--	--	328 <sup>CB</sup>	108 <sup>CB</sup>	250	288
Fiji	Logs	All	8 <sup>CB</sup>	7 <sup>C</sup>	2537	7470	314 <sup>CB</sup>	534 <sup>CB</sup>	744	1811
		C	0 <sup>CB</sup>	0 <sup>C</sup>	--	--	0 <sup>CB</sup>	0 <sup>CB</sup>	--	--
		NC	8 <sup>CB</sup>	7 <sup>C</sup>	2537	7470	314 <sup>CB</sup>	534 <sup>CB</sup>	744	1811
	Sawn	All	2244 <sup>CB</sup>	1202 <sup>C</sup>	393	360	10010 <sup>CB</sup>	10466 <sup>CB</sup>	843	814
		C	2237 <sup>CB</sup>	755 <sup>C</sup>	394	282	678 <sup>CB</sup>	797 <sup>CB</sup>	664	656
		NC	7 <sup>CB</sup>	447 <sup>C</sup>	272	681	9332 <sup>CB</sup>	9669 <sup>CB</sup>	859	830
	Ven	All	284 <sup>C</sup>	423 <sup>C</sup>	782	538	734 <sup>I</sup>	430 <sup>C</sup>	1327	1174
		C	30 <sup>C</sup>	163 <sup>C</sup>	527	460	310 <sup>CB</sup>	12 <sup>C</sup>	1683	1796
		NC	254 <sup>C</sup>	260 <sup>C</sup>	830	603	425 <sup>C</sup>	417 <sup>C</sup>	1150	1162
	Ply	All	930 <sup>I</sup>	575 <sup>I</sup>	888	568	1299 <sup>CB</sup>	1371 <sup>CB</sup>	802	692
		C	930 <sup>C</sup>	545 <sup>C</sup>	888	560	888 <sup>CB</sup>	886 <sup>CB</sup>	770	772
		NC	0 <sup>I</sup>	30 <sup>CB</sup>	--	744	411 <sup>CB</sup>	485 <sup>CB</sup>	881	582
India	Logs	All	925583 <sup>I</sup>	1166670 <sup>I</sup>	237	251	5395 <sup>I</sup>	2111 <sup>CB</sup>	301	225
		C	35064 <sup>CB</sup>	64584 <sup>CB</sup>	70	81	500 <sup>F</sup>	9 <sup>CB</sup>	244	125
		NC	890519 <sup>C</sup>	1102085 <sup>C</sup>	262	286	4895 <sup>C</sup>	2102 <sup>CB</sup>	308	226
	Sawn	All	32248 <sup>CB</sup>	60678 <sup>I</sup>	149	165	8644 <sup>C</sup>	9350 <sup>I</sup>	450	450
		C	2213 <sup>CB</sup>	6842 <sup>CB</sup>	125	123	128 <sup>C</sup>	510 <sup>CB</sup>	404	174
		NC	30035 <sup>CB</sup>	53836 <sup>CB</sup>	151	172	8516 <sup>C</sup>	8840 <sup>C</sup>	451	495
	Ven	All	14173 <sup>C</sup>	15696 <sup>C</sup>	939	923	19648 <sup>C</sup>	23120 <sup>C</sup>	881	855
		C	5874 <sup>C</sup>	6666 <sup>C</sup>	1283	1458	7404 <sup>C</sup>	9142 <sup>C</sup>	617	538
		NC	8299 <sup>C</sup>	9030 <sup>C</sup>	789	726	12244 <sup>C</sup>	13978 <sup>C</sup>	1191	1392
	Ply	All	15061 <sup>CB</sup>	30223 <sup>CB</sup>	484	564	27851 <sup>C</sup>	28788 <sup>I</sup>	262	244
		C	8077 <sup>CB</sup>	21987 <sup>CB</sup>	466	575	7387 <sup>C</sup>	6760 <sup>C</sup>	333	218
		NC	6984 <sup>CB</sup>	8237 <sup>CB</sup>	505	534	20464 <sup>C</sup>	22028 <sup>C</sup>	244	252

Table 1-2-c. Trade of All Timber by ITTO Producers - Value (1000 \$ and \$/m<sup>3</sup>)

Country	Product	Species	Imports				Exports				
			Value		Unit Value		Value		Unit Value		
			2006	2007	2006	2007	2006	2007	2006	2007	
Indonesia	Logs	All	16887	13384	263	256	15329 <sup>CB</sup>	12313 <sup>I</sup>	242	156	
		C	1708	956	122	130	375 <sup>CB</sup>	16	349	278	
	Sawn	NC	15179	12428	301	276	14954 <sup>CB</sup>	12298 <sup>CB</sup>	240	156	
		All	93325	101079	355	385	534224 <sup>CB</sup>	417424 <sup>CB</sup>	278	432	
	Ven	C	52668	46233	327	340	8062 <sup>CB</sup>	9697 <sup>CB</sup>	552	233	
		NC	40657	54845	398	434	526162 <sup>CB</sup>	407727 <sup>CB</sup>	276	441	
	Ply	All	25522	27761	1125	1028	41917 <sup>I</sup>	43060 <sup>I</sup>	814	1470	
		C	8498	8501	1033	758	16671	21214	2177	2582	
		NC	17024	19260	1177	1219	25246 <sup>CB</sup>	21847 <sup>CB</sup>	576	1036	
		All	23533	23768 <sup>I</sup>	261	326	1987511 <sup>I</sup>	1745179 <sup>I</sup>	553	500	
	C	12407	12989	260	285	411573	447695	488	559		
	NC	11127	10779 <sup>CB</sup>	261	395	1575938 <sup>CB</sup>	1297484 <sup>C</sup>	573	483		
Malaysia	Logs	All	12356 <sup>CB</sup>	15347 <sup>CB</sup>	138	189	616829 <sup>C</sup>	614885 <sup>C</sup>	129	132	
		C	3714 <sup>CB</sup>	4014 <sup>CB</sup>	72	113	16002 <sup>C</sup>	15375 <sup>C</sup>	142	137	
	Sawn	NC	8643 <sup>CB</sup>	11333 <sup>CB</sup>	230	248	600827 <sup>C</sup>	599510 <sup>C</sup>	129	132	
		All	668634 <sup>I</sup>	208238 <sup>I</sup>	623	226	959131 <sup>C</sup>	920496 <sup>C</sup>	227	276	
	Ven	C	13479 <sup>CB</sup>	17696 <sup>CB</sup>	134	214	6740 <sup>C</sup>	6266 <sup>C</sup>	436	444	
		NC	655155	190542 <sup>C</sup>	674	227	952391 <sup>C</sup>	914231 <sup>C</sup>	226	275	
	Ply	All	49007 <sup>C</sup>	52390 <sup>C</sup>	2019	2181	125262 <sup>CB</sup>	154802 <sup>CB</sup>	348	362	
		C	12584 <sup>C</sup>	13240 <sup>C</sup>	1683	1659	4107 <sup>CB</sup>	3784 <sup>CB</sup>	467	281	
		NC	36422 <sup>C</sup>	39149 <sup>C</sup>	2169	2440	121155 <sup>CB</sup>	151018 <sup>CB</sup>	345	364	
		All	42051 <sup>CB</sup>	55367 <sup>CB</sup>	326	468	1936331 <sup>C</sup>	1827186 <sup>C</sup>	361	346	
		C	28178 <sup>CB</sup>	33918 <sup>CB</sup>	321	415	74959 <sup>C</sup>	66533 <sup>C</sup>	350	443	
		NC	13873 <sup>CB</sup>	21449 <sup>CB</sup>	335	586	1861372 <sup>C</sup>	1760653 <sup>C</sup>	361	343	
	Myanmar	Logs	All	0	0 <sup>C</sup>	--	--	581562 <sup>I</sup>	608859 <sup>CB</sup>	279	334
			C	0	0 <sup>C</sup>	--	--	5640 <sup>F</sup>	10248 <sup>CB</sup>	53	62
Sawn		NC	0	0 <sup>C</sup>	--	--	575922 <sup>CB</sup>	598610 <sup>CB</sup>	291	361	
		All	1 <sup>I</sup>	26 <sup>I</sup>	113	626	101454 <sup>I</sup>	129321 <sup>I</sup>	277	220	
Ven		C	0 <sup>C</sup>	0 <sup>C</sup>	--	--	3530 <sup>F</sup>	1239 <sup>F</sup>	71	69	
		NC	1 <sup>CB</sup>	26 <sup>CB</sup>	113	626	97924 <sup>CB</sup>	128082 <sup>CB</sup>	310	225	
Ply		All	0 <sup>I</sup>	11 <sup>CB</sup>	--	1947	7362 <sup>CB</sup>	8962 <sup>CB</sup>	495	318	
		C	0 <sup>CB</sup>	8 <sup>CB</sup>	--	1611	422 <sup>CB</sup>	254 <sup>CB</sup>	402	324	
		NC	0 <sup>C</sup>	2 <sup>CB</sup>	--	10263	6940 <sup>CB</sup>	8709 <sup>CB</sup>	502	318	
		All	287 <sup>CB</sup>	461 <sup>CB</sup>	431	126	22084 <sup>CB</sup>	18550 <sup>CB</sup>	320	279	
	C	240 <sup>CB</sup>	430 <sup>CB</sup>	491	134	4680 <sup>CB</sup>	5250 <sup>CB</sup>	368	178		
	NC	47 <sup>CB</sup>	30 <sup>CB</sup>	266	66	17403 <sup>CB</sup>	13300 <sup>CB</sup>	309	360		
Papua New Guinea	Logs	All	0 <sup>C</sup>	0 <sup>C</sup>	--	--	423535 <sup>CB</sup>	507355 <sup>CB</sup>	176	187	
		C	0 <sup>C</sup>	0 <sup>C</sup>	--	--	45 <sup>CB</sup>	35 <sup>CB</sup>	107	569	
	Sawn	NC	0 <sup>C</sup>	0 <sup>C</sup>	--	--	423490 <sup>CB</sup>	507320 <sup>CB</sup>	176	187	
		All	0 <sup>I</sup>	48 <sup>I</sup>	--	739	22852 <sup>I</sup>	22798 <sup>CB</sup>	479	446	
	Ven	C	0 <sup>C</sup>	48 <sup>CB</sup>	--	739	168 <sup>F</sup>	671 <sup>CB</sup>	280	263	
		NC	0 <sup>CB</sup>	0 <sup>C</sup>	--	--	22684 <sup>CB</sup>	22128 <sup>CB</sup>	482	455	
	Ply	All	21 <sup>I</sup>	23 <sup>I</sup>	2400	841	15567 <sup>I</sup>	9629 <sup>CB</sup>	372	480	
		C	0 <sup>C</sup>	0 <sup>C</sup>	--	--	0 <sup>C</sup>	14 <sup>CB</sup>	--	257	
		NC	21 <sup>CB</sup>	23 <sup>CB</sup>	2400	841	15567 <sup>CB</sup>	9616 <sup>CB</sup>	372	480	
		All	740 <sup>CB</sup>	754 <sup>CB</sup>	272	395	2665 <sup>CB</sup>	4471 <sup>CB</sup>	619	502	
	C	408 <sup>CB</sup>	717 <sup>CB</sup>	213	411	314 <sup>CB</sup>	2006 <sup>CB</sup>	703	513		
	NC	332 <sup>CB</sup>	38 <sup>CB</sup>	412	225	2351 <sup>CB</sup>	2465 <sup>CB</sup>	609	494		
Philippines	Logs	All	19742	23941	303	236	248 <sup>I</sup>	394 <sup>I</sup>	259	256	
		C	967	1896	287	284	20	12	70	152	
	Sawn	NC	18775	22045	304	233	228 <sup>CB</sup>	382 <sup>CB</sup>	338	262	
		All	95708	90703	367	520	14313 <sup>I</sup>	52095 <sup>I</sup>	77	216	
	Ven	C	10305	20250	390	504	1121 <sup>CB</sup>	1242 <sup>CB</sup>	869	612	
		NC	85404	70453	364	525	13193	50853 <sup>CB</sup>	72	213	
	Ply	All	11574	9486	311	381	4019	3833	686	571	
		C	2199	2634	261	303	110	13	484	493	
		NC	9375	6852	325	423	3909	3820	694	571	
		All	78549 <sup>I</sup>	69610 <sup>I</sup>	541	583	9619	14810	482	403	
	C	43430	36547 <sup>C</sup>	675	669	8218	11350	498	413		
	NC	35119 <sup>CB</sup>	33064 <sup>CB</sup>	435	510	1401	3460	407	372		

Table 1-2-c. Trade of All Timber by ITTO Producers - Value (1000 \$ and \$/m<sup>3</sup>)

Country	Product	Species	Imports				Exports			
			Value		Unit Value		Value		Unit Value	
			2006	2007	2006	2007	2006	2007	2006	2007
Thailand	Logs	All	15203 <sup>I</sup>	11052 <sup>I</sup>	182	149	170 <sup>C</sup>	672 <sup>I</sup>	55	124
		C	2920	1841 <sup>C</sup>	231	141	0 <sup>C</sup>	20 <sup>CB</sup>	--	1410
		NC	12283 <sup>CB</sup>	9211 <sup>CB</sup>	173	151	170 <sup>C</sup>	652 <sup>C</sup>	55	121
	Sawn	All	519465 <sup>I</sup>	356138 <sup>I</sup>	268	174	273463 <sup>CB</sup>	273692 <sup>I</sup>	146	105
		C	29465	35513 <sup>CB</sup>	195	201	497 <sup>CB</sup>	430 <sup>F</sup>	845	430
		NC	490000 <sup>F</sup>	320625 <sup>CI</sup>	275	171	272965 <sup>CB</sup>	273262 <sup>C</sup>	145	105
	Ven	All	15888 <sup>CB</sup>	13891 <sup>CB</sup>	1292	1224	12918 <sup>I</sup>	13028 <sup>CB</sup>	4505	2717
		C	3909 <sup>CB</sup>	3543 <sup>CB</sup>	960	854	0 <sup>C</sup>	774 <sup>CB</sup>	--	1093
		NC	11979 <sup>CB</sup>	10348 <sup>CB</sup>	1457	1438	12918 <sup>CB</sup>	12254 <sup>CB</sup>	4505	2998
	Ply	All	59934 <sup>I</sup>	75456 <sup>CB</sup>	224	340	36532 <sup>CB</sup>	34982 <sup>I</sup>	566	633
		C	35233 <sup>CB</sup>	47812 <sup>CB</sup>	192	321	11980 <sup>CB</sup>	29279 <sup>CB</sup>	563	619
		NC	24701 <sup>I</sup>	27644 <sup>CB</sup>	296	378	24552 <sup>CB</sup>	5703 <sup>CB</sup>	567	718
Vanuatu	Logs	All	162 <sup>F</sup>	22 <sup>I</sup>	68	169	9 <sup>I</sup>	80 <sup>CB</sup>	285	216
		C	56 <sup>F</sup>	1 <sup>CB</sup>	61	69	0 <sup>C</sup>	0 <sup>CB</sup>	--	--
		NC	106 <sup>F</sup>	21 <sup>F</sup>	73	184	9 <sup>CB</sup>	80 <sup>CB</sup>	285	216
	Sawn	All	627 <sup>I</sup>	946 <sup>CB</sup>	166	343	526 <sup>CB</sup>	556 <sup>CB</sup>	540	532
		C	593 <sup>CB</sup>	915 <sup>CB</sup>	161	341	7 <sup>CB</sup>	34 <sup>CB</sup>	928	281
		NC	34 <sup>F</sup>	31 <sup>CB</sup>	351	432	519 <sup>CB</sup>	522 <sup>CB</sup>	536	565
	Ven	All	51 <sup>I</sup>	122 <sup>I</sup>	810	1420	0 <sup>C</sup>	28 <sup>CB</sup>	--	2447
		C	51 <sup>CB</sup>	58 <sup>CB</sup>	810	977	0 <sup>C</sup>	0 <sup>CB</sup>	--	--
		NC	0 <sup>C</sup>	64 <sup>C</sup>	--	2398	0 <sup>C</sup>	28 <sup>CB</sup>	--	2447
	Ply	All	134 <sup>I</sup>	433 <sup>CB</sup>	297	352	0 <sup>C</sup>	0 <sup>C</sup>	--	--
		C	134 <sup>CB</sup>	383 <sup>CB</sup>	297	347	0 <sup>C</sup>	0 <sup>C</sup>	--	--
		NC	0 <sup>C</sup>	50 <sup>CB</sup>	--	392	0 <sup>C</sup>	0 <sup>C</sup>	--	--
Latin America/ Caribbean	Logs	All	26562	35629	207	176	44815	31750	120	80
		C	15576	19580	190	133	6488	4991	2927	707
		NC	10986	16049	237	293	38327	26758	103	69
	Sawn	All	496973	568815	271	251	890136	1101301	226	270
		C	304812	361944	241	244	327865	365376	189	219
		NC	192161	206872	338	263	562271	735925	255	306
	Ven	All	84328	87612	1658	1774	54581	72470	249	230
		C	13482	15991	1221	1388	8909	6460	284	44
		NC	70846	71621	1779	1892	45672	66010	243	390
	Ply	All	344838	315514	536	502	658700	976542	214	363
		C	169433	199314	478	524	385859	581322	165	277
		NC	175405	116200	608	468	272841	395220	367	665
Total	All	952701	1007571	--	--	1648232	2182063	--	--	
	C	503304	596829	--	--	729120	958150	--	--	
	NC	449398	410742	--	--	919112	1223913	--	--	
Bolivia	Logs	All	242 <sup>I</sup>	390 <sup>C</sup>	43	54	2536 <sup>I</sup>	3136 <sup>CB</sup>	293	343
		C	2 <sup>CB</sup>	0 <sup>C</sup>	50	--	0 <sup>C</sup>	9 <sup>CB</sup>	--	66
		NC	240 <sup>C</sup>	390 <sup>C</sup>	43	54	2536 <sup>CB</sup>	3128 <sup>CB</sup>	293	347
	Sawn	All	1144 <sup>C</sup>	818 <sup>C</sup>	490	402	52624 <sup>CB</sup>	53646 <sup>CB</sup>	540	354
		C	168 <sup>C</sup>	79 <sup>C</sup>	187	175	2259 <sup>CB</sup>	686 <sup>CB</sup>	768	578
		NC	975 <sup>C</sup>	739 <sup>C</sup>	680	467	50365 <sup>CB</sup>	52960 <sup>CB</sup>	532	353
	Ven	All	168 <sup>I</sup>	72 <sup>I</sup>	865	877	3435 <sup>C</sup>	6766 <sup>C</sup>	2864	2722
		C	23 <sup>CB</sup>	30 <sup>CB</sup>	1174	1174	155 <sup>C</sup>	319 <sup>C</sup>	2126	1800
		NC	146 <sup>C</sup>	42 <sup>C</sup>	831	742	3280 <sup>C</sup>	6447 <sup>C</sup>	2912	2792
	Ply	All	29 <sup>I</sup>	23 <sup>I</sup>	1019	418	2582 <sup>CB</sup>	4393 <sup>CB</sup>	567	550
		C	25 <sup>CB</sup>	23 <sup>CB</sup>	949	418	340 <sup>CB</sup>	664 <sup>CB</sup>	605	493
		NC	3 <sup>C</sup>	0 <sup>C</sup>	2658	--	2242 <sup>CB</sup>	3729 <sup>CB</sup>	562	562
Brazil	Logs	All	2345 <sup>I</sup>	514	142	64	786	3870	109	209
		C	18 <sup>CB</sup>	0	168	--	5	7	8	53
		NC	2327	514	142	64	781	3863	119	210
	Sawn	All	11414	13925	85	96	846409	922500	267	291
		C	4923	4589	107	114	275314	254888	183	174
		NC	6491	9336	74	89	571095	667612	344	393
	Ven	All	8754	8512	693	693	69560	88232	337	287
		C	948	1097	394	684	5505	21289	178	146
		NC	7806	7415	764	695	64055	66944	364	413
	Ply	All	2695	3175 <sup>I</sup>	338	417	650482	677460	227	269
		C	2199	3101	309	421	454382	504427	198	243
		NC	497	74 <sup>CB</sup>	589	298	196100	173033	343	389

Table 1-2-c. Trade of All Timber by ITTO Producers - Value (1000 \$ and \$/m<sup>3</sup>)

Country	Product	Species	Imports				Exports			
			Value		Unit Value		Value		Unit Value	
			2006	2007	2006	2007	2006	2007	2006	2007
Colombia	Logs	All	61	43	255	350	1223 <sup>I</sup>	3107 <sup>I</sup>	132	173
		C	0	0	--	--	51	32	324	797
	Sawn	NC	61	43	255	350	1172 <sup>C</sup>	3075 <sup>C</sup>	128	172
		All	1029 <sup>C</sup>	1555 <sup>C</sup>	485	290	1429	4061	295	493
	Ven	All	548 <sup>C</sup>	1354 <sup>C</sup>	472	282	233	367	338	503
		C	481 <sup>C</sup>	202 <sup>C</sup>	501	357	1195	3694	288	492
	Ply	All	4259 <sup>C</sup>	3886 <sup>I</sup>	2452	2240	179	42	396	1434
		C	1607 <sup>C</sup>	53 <sup>CB</sup>	2065	2168	2	1	836	1372
	Ply	NC	2652 <sup>C</sup>	3833 <sup>C</sup>	2766	2241	178	41	395	1436
		All	5177 <sup>C</sup>	8172 <sup>C</sup>	513	544	5689	6105 <sup>C</sup>	631	696
Ply	C	2438 <sup>C</sup>	5465 <sup>C</sup>	579	519	1307	1697 <sup>C</sup>	1156	1069	
	NC	2740 <sup>C</sup>	2706 <sup>C</sup>	465	602	4382	4407 <sup>C</sup>	556	613	
Ecuador	Logs	All	24 <sup>I</sup>	0 <sup>C</sup>	247	--	22021 <sup>CB</sup>	28824 <sup>CB</sup>	278	283
		C	0 <sup>C</sup>	0 <sup>C</sup>	2098	--	14 <sup>CB</sup>	86 <sup>CB</sup>	461	630
	Sawn	NC	24 <sup>CB</sup>	0 <sup>C</sup>	247	--	22007 <sup>CB</sup>	28738 <sup>CB</sup>	278	282
		All	140 <sup>C</sup>	6 <sup>C</sup>	423	352	47287 <sup>I</sup>	62560 <sup>I</sup>	1292	1487
	Ven	All	53 <sup>C</sup>	4 <sup>C</sup>	343	277	986 <sup>CB</sup>	624 <sup>CB</sup>	331	213
		C	88 <sup>C</sup>	2 <sup>C</sup>	492	676	46301 <sup>C</sup>	61936 <sup>C</sup>	1378	1582
	Ply	All	974 <sup>C</sup>	1221 <sup>C</sup>	2607	2787	4615 <sup>I</sup>	5672 <sup>I</sup>	2916	3083
		C	81 <sup>C</sup>	214 <sup>C</sup>	1785	2344	61 <sup>CB</sup>	0 <sup>C</sup>	1683	--
	Ply	NC	893 <sup>C</sup>	1007 <sup>C</sup>	2721	2903	4554 <sup>C</sup>	5672 <sup>CB</sup>	2945	3083
		All	535 <sup>I</sup>	297 <sup>I</sup>	613	475	47670 <sup>I</sup>	38994 <sup>I</sup>	442	489
	Ply	C	209 <sup>C</sup>	195 <sup>C</sup>	582	450	9175 <sup>C</sup>	3182 <sup>C</sup>	401	392
		NC	327 <sup>CB</sup>	101 <sup>CB</sup>	633	534	38495 <sup>CB</sup>	35812 <sup>CB</sup>	453	500
Guatemala	Logs	All	750 <sup>I</sup>	550 <sup>CB</sup>	487	487	83 <sup>I</sup>	252 <sup>I</sup>	104	97
		C	7 <sup>C</sup>	7 <sup>CB</sup>	183	127	28 <sup>F</sup>	35 <sup>I</sup>	54	54
	Sawn	NC	743 <sup>CB</sup>	544 <sup>CB</sup>	494	505	55 <sup>C</sup>	217 <sup>C</sup>	197	111
		All	1164 <sup>C</sup>	12628 <sup>C</sup>	498	327	13863 <sup>C</sup>	20438 <sup>C</sup>	301	400
	Ven	All	207 <sup>C</sup>	9718 <sup>C</sup>	350	282	5049 <sup>C</sup>	7358 <sup>C</sup>	178	252
		C	958 <sup>C</sup>	2910 <sup>C</sup>	547	707	8814 <sup>C</sup>	13080 <sup>C</sup>	497	596
	Ply	All	397 <sup>C</sup>	720 <sup>C</sup>	3223	1073	603 <sup>CB</sup>	109 <sup>CB</sup>	1526	1519
		C	6 <sup>C</sup>	238 <sup>C</sup>	496	470	32 <sup>CB</sup>	0 <sup>CB</sup>	514	--
	Ply	NC	391 <sup>C</sup>	482 <sup>C</sup>	3527	2937	571 <sup>CB</sup>	109 <sup>CB</sup>	1716	1519
		All	1319 <sup>C</sup>	2196 <sup>C</sup>	296	422	8190 <sup>I</sup>	1783 <sup>I</sup>	1014	327
	Ply	C	1148 <sup>C</sup>	1895 <sup>C</sup>	279	423	1730 <sup>C</sup>	824 <sup>C</sup>	646	760
		NC	170 <sup>C</sup>	301 <sup>C</sup>	502	413	6459 <sup>CB</sup>	959 <sup>CB</sup>	1196	219
Guyana	Logs	All	7 <sup>I</sup>	6 <sup>CB</sup>	607	506	23992	23747	120	139
		C	7 <sup>CB</sup>	6 <sup>CB</sup>	607	506	0	0	--	--
	Sawn	NC	0	0 <sup>CB</sup>	--	800	23992	23747	120	139
		All	0	0	--	--	15377	21862	452	497
	Ven	All	0	0	--	--	0	0	--	--
		C	0	0	--	--	15377	21862	452	497
	Ply	All	63 <sup>I</sup>	55 <sup>CB</sup>	1968	1899	0	0	--	--
		C	63 <sup>CB</sup>	28 <sup>CB</sup>	1958	1611	0	0	--	--
	Ply	NC	1 <sup>C</sup>	27 <sup>CB</sup>	3359	2337	0	0	--	--
		All	510 <sup>CB</sup>	198 <sup>I</sup>	243	297	8796	8877	367	370
Ply	C	486 <sup>CB</sup>	198 <sup>CB</sup>	241	297	0	0	--	--	
	NC	24 <sup>CB</sup>	0 <sup>C</sup>	276	909	8796	8877	367	370	
Honduras	Logs	All	263 <sup>I</sup>	675 <sup>I</sup>	288	416	0	0	--	--
		C	256	450	285	409	0	0	--	--
	Sawn	NC	7 <sup>C</sup>	224 <sup>CB</sup>	506	428	0	0	--	--
		All	3129	6593	219	283	43412 <sup>I</sup>	41614 <sup>I</sup>	255	294
	Ven	All	1595	5063	186	274	37001	35493	242	271
		C	1534	1530	269	319	6411 <sup>C</sup>	6121 <sup>C</sup>	373	596
	Ply	All	278 <sup>I</sup>	425 <sup>I</sup>	1695	1926	0	0	--	--
		C	258 <sup>CB</sup>	352 <sup>CB</sup>	1964	2369	0	0	--	--
	Ply	NC	19 <sup>C</sup>	73 <sup>C</sup>	597	1014	0	0	--	--
		All	1687	1535	625	452	51	1866 <sup>I</sup>	508	424
	Ply	C	1626	1043	625	435	51	1866 <sup>C</sup>	508	424
		NC	61	492	610	492	0	0	--	--

Table 1-2-c. Trade of All Timber by ITTO Producers - Value (1000 \$ and \$/m<sup>3</sup>)

Country	Product	Species	Imports				Exports			
			Value		Unit Value		Value		Unit Value	
			2006	2007	2006	2007	2006	2007	2006	2007
Mexico	Logs	All	20038 <sup>I</sup>	30104 <sup>CB</sup>	217	185	1881 <sup>CB</sup>	2929 <sup>CB</sup>	312	245
		C	12976	16333 <sup>CB</sup>	182	129	163 <sup>CB</sup>	1094 <sup>CB</sup>	193	184
		NC	7062 <sup>CB</sup>	13772 <sup>CB</sup>	336	384	1718 <sup>CB</sup>	1835 <sup>CB</sup>	331	305
	Sawn	All	441995 <sup>I</sup>	486755 <sup>I</sup>	289	259	16189 <sup>CB</sup>	16187 <sup>CB</sup>	397	435
		C	267402 <sup>I</sup>	302771 <sup>CB</sup>	246	246	12663 <sup>CB</sup>	12348 <sup>CB</sup>	356	396
		NC	174593 <sup>CB</sup>	183985	397	283	3525 <sup>CB</sup>	3839 <sup>CB</sup>	667	638
	Ven	All	64425 <sup>C</sup>	67868 <sup>C</sup>	2071	2262	6391 <sup>I</sup>	5253 <sup>C</sup>	2412	2137
		C	7573 <sup>C</sup>	11130 <sup>C</sup>	1683	1659	195 <sup>CB</sup>	478 <sup>C</sup>	1502	1611
		NC	56852 <sup>C</sup>	56738 <sup>C</sup>	2137	2435	6197 <sup>C</sup>	4775 <sup>C</sup>	2459	2210
	Ply	All	292023	243433 <sup>CB</sup>	563	518	3830 <sup>I</sup>	799 <sup>I</sup>	433	505
		C	147921	160120 <sup>CB</sup>	507	563	763	448	521	582
		NC	144102	83313 <sup>CB</sup>	635	449	3067 <sup>C</sup>	352 <sup>C</sup>	416	433
Panama	Logs	All	1524 <sup>I</sup>	103	252	473	12051 <sup>I</sup>	14515 <sup>I</sup>	285	296
		C	1500 <sup>F</sup>	58	251	429	0	3	--	91
		NC	24 <sup>C</sup>	45	309	545	12051 <sup>CB</sup>	14512 <sup>CB</sup>	285	296
	Sawn	All	1585	2523	329	347	737	1426	73	88
		C	1140	2129	285	339	37	47	348	372
		NC	445	393	549	402	700	1379	70	85
	Ven	All	130 <sup>I</sup>	169	862	554	0	0	--	--
		C	1 <sup>CB</sup>	0	752	1838	0	0	--	--
		NC	129	169	863	554	0	0	--	--
	Ply	All	2350	3304	515	644	38 <sup>I</sup>	104 <sup>I</sup>	405	418
		C	832	170	599	548	36	104 <sup>C</sup>	391	418
		NC	1518	3133	478	650	2 <sup>C</sup>	0	994	--
Peru	Logs	All	580 <sup>CB</sup>	2004 <sup>I</sup>	302	146	0	0	--	--
		C	569 <sup>CB</sup>	1813 <sup>CB</sup>	299	135	0	0	--	--
		NC	11 <sup>CB</sup>	191 <sup>C</sup>	571	650	0	0	--	--
	Sawn	All	7137	11533	276	290	142164 <sup>I</sup>	149106 <sup>I</sup>	441	365
		C	6473	11032	264	283	454	902	309	305
		NC	665	502	492	614	141710 <sup>CB</sup>	148204 <sup>CB</sup>	442	366
	Ven	All	848 <sup>C</sup>	1028 <sup>C</sup>	1960	1861	3179	355	516	429
		C	493 <sup>C</sup>	703 <sup>C</sup>	1890	1889	0	0	--	--
		NC	354 <sup>C</sup>	326 <sup>C</sup>	2066	1803	3179	355	516	429
	Ply	All	1182 <sup>C</sup>	2671 <sup>C</sup>	548	380	24568 <sup>I</sup>	24472 <sup>I</sup>	553	576
		C	994 <sup>C</sup>	2457 <sup>C</sup>	555	376	4115	4938	633	633
		NC	188 <sup>C</sup>	214 <sup>C</sup>	512	427	20453 <sup>CB</sup>	19534 <sup>CB</sup>	540	563
Suriname	Logs	All	59 <sup>I</sup>	7 <sup>I</sup>	246	288	2437	1789	131	142
		C	0	0	--	--	0	0	--	--
		NC	59 <sup>C</sup>	7 <sup>CB</sup>	284	288	2437	1789	131	142
	Sawn	All	78 <sup>I</sup>	188 <sup>I</sup>	525	510	1936	2086	312	247
		C	9 <sup>CB</sup>	49 <sup>CB</sup>	1004	320	0	0	--	--
		NC	69 <sup>C</sup>	139 <sup>C</sup>	494	645	1936	2086	312	247
	Ven	All	17	23 <sup>I</sup>	664	1009	0	0	--	--
		C	7	10	1360	5786	0	0	--	--
		NC	10	14 <sup>C</sup>	490	630	0	0	--	--
	Ply	All	2047	2328	455	475	45 <sup>I</sup>	0	353	--
		C	100	119	500	619	0	0	--	--
		NC	1947	2209	453	469	45 <sup>CB</sup>	0	353	--
Trinidad and Tobago	Logs	All	594 <sup>I</sup>	1211 <sup>I</sup>	195	170	25 <sup>I</sup>	26 <sup>I</sup>	209	122
		C	223 <sup>CB</sup>	904 <sup>CB</sup>	123	161	0 <sup>CB</sup>	0 <sup>CB</sup>	--	--
		NC	371 <sup>C</sup>	307 <sup>C</sup>	304	203	25 <sup>C</sup>	26 <sup>C</sup>	209	122
	Sawn	All	16658 <sup>I</sup>	14408 <sup>I</sup>	290	231	152 <sup>C</sup>	117 <sup>CB</sup>	1120	388
		C	15930 <sup>CB</sup>	13367 <sup>CB</sup>	282	221	107 <sup>C</sup>	31 <sup>CB</sup>	1067	281
		NC	727 <sup>C</sup>	1041 <sup>F</sup>	685	521	45 <sup>C</sup>	87 <sup>CB</sup>	1267	449
	Ven	All	63 <sup>CB</sup>	118 <sup>C</sup>	708	967	66 <sup>C</sup>	30 <sup>C</sup>	1000	1082
		C	11 <sup>CB</sup>	11 <sup>C</sup>	436	455	64 <sup>C</sup>	23 <sup>C</sup>	984	1042
		NC	52 <sup>CB</sup>	107 <sup>C</sup>	813	1098	2 <sup>C</sup>	7 <sup>C</sup>	1756	1239
	Ply	All	11200 <sup>CB</sup>	12380 <sup>CB</sup>	269	309	336 <sup>C</sup>	60 <sup>CB</sup>	1249	787
		C	6847 <sup>CB</sup>	7272 <sup>CB</sup>	239	282	327 <sup>C</sup>	58 <sup>CB</sup>	1298	785
		NC	4354 <sup>CB</sup>	5109 <sup>CB</sup>	335	357	9 <sup>C</sup>	2 <sup>CB</sup>	524	832

Table 1-2-c. Trade of All Timber by ITTO Producers - Value (1000 \$ and \$/m<sup>3</sup>)

Country	Product	Species	Imports				Exports			
			Value		Unit Value		Value		Unit Value	
			2006	2007	2006	2007	2006	2007	2006	2007
Venezuela	Logs	All	75 <sup>I</sup>	21 <sup>I</sup>	533	284	82	0 <sup>I</sup>	87	--
		C	18	9 <sup>CB</sup>	639	147	0	0	--	--
		NC	57 <sup>CB</sup>	13 <sup>C</sup>	507	821	82	0 <sup>C</sup>	87	--
	Sawn	All	11500	17883 <sup>I</sup>	179	279	1093	16	175	127
		C	6364	11790 <sup>CB</sup>	169	238	1050	8	172	115
		NC	5136	6093 <sup>F</sup>	195	417	42	8	301	143
	Ven	All	3953	3514 <sup>C</sup>	1036	1205	3	1 <sup>I</sup>	1610	1216
		C	2412	2124 <sup>C</sup>	854	1065	3	1	1610	1190
		NC	1541	1389 <sup>C</sup>	1558	1509	0	0	--	2500
	Ply	All	24083	35801 <sup>CB</sup>	555	517	50 <sup>I</sup>	1	649	206
		C	4609	17255 <sup>CB</sup>	432	462	50 <sup>CB</sup>	1	645	206
		NC	19475	18546 <sup>CB</sup>	595	582	0	0	1950	--
Producers Total	Logs	All	1016942	1266098	234	245	2603120	3029143	199	229
		C	60006	92878	90	93	29083	30706	129	108
		NC	956936	1173221	261	282	2574037	2998437	201	231
	Sawn	All	1911916	1389727	341	229	3741238	3855768	261	282
		C	416284	490620	240	248	349430	386919	192	221
		NC	1495631	899107	387	220	3391807	3468850	271	291
	Ven	All	201535	207949	1234	1340	588150	738846	549	624
		C	46701	50837	1062	1047	37938	41668	619	223
		NC	154833	157113	1298	1473	550213	697179	545	700
	Ply	All	569261	577342	432	468	4786429	4784510	383	398
		C	300480	357205	393	468	905934	1151251	261	361
		NC	268782	220137	485	466	3880495	3633259	430	412
Total	All	3699653	3441117	--	--	11718936	12408268	--	--	
	C	823471	991539	--	--	1322385	1610543	--	--	
	NC	2876183	2449578	--	--	10396551	10797725	--	--	
ITTO Total	Logs	All	12190039	15009108	99	121	6895500	8079584	119	139
		C	6208176	7519947	78	95	2909555	3325787	81	91
		NC	5981863	7489161	137	168	3985945	4753797	183	220
	Sawn	All	29554702	30608703	263	292	26237611	27501602	251	284
		C	20668265	21503628	222	251	18986167	20255579	225	260
		NC	8886437	9105075	458	479	7251444	7246023	366	389
	Ven	All	3376504	3371882	1298	1399	2922321	3238375	905	1064
		C	512537	446663	797	815	505627	465105	468	498
		NC	2863968	2925219	1463	1571	2416694	2773270	1126	1314
	Ply	All	10874654	11180034	453	489	11030054	12086689	425	468
		C	2737974	3069739	393	443	4019209	5987831	337	433
		NC	8136679	8110294	478	510	7010845	6098858	499	508
Total	All	55995899	60169725	--	--	47085487	50906249	--	--	
	C	30126951	32539977	--	--	26420559	30034302	--	--	
	NC	25868947	27629749	--	--	20664928	20871947	--	--	

**Table 1-2-d. Trade of Tropical Timber by ITTO Producers - Value (1000 \$ and \$/m<sup>3</sup>)**

Country	Product	Imports				Exports			
		Value		Unit Value		Value		Unit Value	
		2006	2007	2006	2007	2006	2007	2006	2007
<b>Africa</b>	<b>Logs</b>	<b>84</b>	<b>39</b>	<b>1417</b>	<b>281</b>	<b>914135</b>	<b>1228658</b>	<b>275</b>	<b>347</b>
	<b>Sawn</b>	<b>1846</b>	<b>568</b>	<b>458</b>	<b>705</b>	<b>837934</b>	<b>905088</b>	<b>501</b>	<b>525</b>
	<b>Ven</b>	<b>210</b>	<b>152</b>	<b>1082</b>	<b>395</b>	<b>305688</b>	<b>408952</b>	<b>868</b>	<b>1272</b>
	<b>Ply</b>	<b>314</b>	<b>2196</b>	<b>645</b>	<b>417</b>	<b>103433</b>	<b>132353</b>	<b>532</b>	<b>504</b>
	<b>Total</b>	<b>2454</b>	<b>2955</b>	--	--	<b>2161189</b>	<b>2675051</b>	--	--
Cameroon	Logs	0 <sup>C</sup>	0 <sup>C</sup>	--	--	59971 <sup>C</sup>	55860 <sup>+</sup>	190	210
	Sawn	28 <sup>CB</sup>	0 <sup>CB</sup>	269	--	338276 <sup>C</sup>	357379 <sup>+</sup>	563	583
	Ven	1 <sup>C</sup>	0 <sup>CB</sup>	1819	--	94698 <sup>CB</sup>	130774 <sup>CB</sup>	1661	2043
	Ply	12 <sup>CB</sup>	0 <sup>CB</sup>	517	--	9565 <sup>CB</sup>	12920 <sup>CB</sup>	478	538
Central African Republic	Logs	0 <sup>C</sup>	0 <sup>C</sup>	--	--	44256 <sup>CB</sup>	44960 <sup>CB</sup>	454	575
	Sawn	146 <sup>I</sup>	87 <sup>CB</sup>	2000	623	10526 <sup>CB</sup>	15727 <sup>CB</sup>	725	855
	Ven	0 <sup>C</sup>	0 <sup>C</sup>	--	--	254 <sup>CB</sup>	95 <sup>CB</sup>	2511	4087
	Ply	0 <sup>C</sup>	29 <sup>CB</sup>	--	608	0 <sup>CB</sup>	0 <sup>CB</sup>	--	--
Congo, Dem. Rep.	Logs	4 <sup>CB</sup>	1 <sup>CB</sup>	193	191	73639 <sup>CB</sup>	108885 <sup>CB</sup>	359	366
	Sawn	0 <sup>C</sup>	41 <sup>CB</sup>	--	1060	52774 <sup>CB</sup>	65405 <sup>CB</sup>	771	1046
	Ven	0 <sup>CB</sup>	0 <sup>CB</sup>	3421	--	4112 <sup>CB</sup>	3144 <sup>CB</sup>	1830	2098
	Ply	22 <sup>CB</sup>	0 <sup>C</sup>	554	--	68 <sup>CB</sup>	159 <sup>CB</sup>	950	1660
Congo, Rep.	Logs	0	0	--	--	129899 <sup>I</sup>	209041 <sup>CB</sup>	205	329
	Sawn	0 <sup>CB</sup>	7 <sup>CB</sup>	--	1224	64688 <sup>I</sup>	48955 <sup>I</sup>	357	360
	Ven	129 <sup>CB</sup>	2 <sup>CB</sup>	1346	1504	3046 <sup>CB</sup>	8067 <sup>CB</sup>	1223	1919
	Ply	12 <sup>CB</sup>	31 <sup>CB</sup>	377	384	1443 <sup>CB</sup>	966 <sup>CB</sup>	522	536
Côte d'Ivoire	Logs	0 <sup>CB</sup>	0 <sup>CB</sup>	--	--	44413 <sup>CB</sup>	44953 <sup>CB</sup>	323	408
	Sawn	76 <sup>C</sup>	293 <sup>C</sup>	708	799	163271 <sup>C</sup>	181482 <sup>C</sup>	448	556
	Ven	0 <sup>CB</sup>	1 <sup>CB</sup>	--	752	60324 <sup>C</sup>	71046 <sup>C</sup>	641	694
	Ply	0 <sup>C</sup>	47 <sup>CB</sup>	--	395	13224 <sup>C</sup>	18332 <sup>C</sup>	587	366
Gabon	Logs	0	0	--	--	506147 <sup>CI</sup>	700346 <sup>CB</sup>	286	361
	Sawn	65 <sup>C</sup>	0	768	--	100736 <sup>I</sup>	124000 <sup>I</sup>	487	490
	Ven	3 <sup>C</sup>	0	283	--	94278 <sup>C</sup>	140213 <sup>CB</sup>	754	1723
	Ply	1 <sup>C</sup>	86 <sup>CB</sup>	446	340	40981 <sup>C</sup>	52598 <sup>CB</sup>	911	907
Ghana	Logs	0	0	--	--	31164 <sup>CB</sup>	20439	357	271
	Sawn	1531 <sup>CB</sup>	100 <sup>CB</sup>	418	559	94045	99768	449	485
	Ven	58 <sup>CB</sup>	101 <sup>CB</sup>	1364	3263	48828	55473	684	817
	Ply	63 <sup>C</sup>	132 <sup>CB</sup>	856	461	38152	47366	367	368
Liberia	Logs	78 <sup>CB</sup>	0 <sup>C</sup>	2997	--	0	2 <sup>CB</sup>	--	123
	Sawn	0 <sup>C</sup>	4 <sup>CB</sup>	--	2797	23 <sup>CB</sup>	11 <sup>CB</sup>	546	202
	Ven	0 <sup>C</sup>	16 <sup>CB</sup>	--	3008	0	0	--	--
	Ply	66 <sup>CB</sup>	92 <sup>CB</sup>	473	448	0	0	--	--
Nigeria	Logs	0 <sup>C</sup>	0 <sup>C</sup>	--	--	7556 <sup>CB</sup>	21072 <sup>CB</sup>	233	302
	Sawn	0 <sup>C</sup>	19 <sup>CB</sup>	--	425	12724 <sup>CB</sup>	11732 <sup>CB</sup>	520	110
	Ven	19 <sup>CB</sup>	0 <sup>CB</sup>	441	2597	142 <sup>CB</sup>	67 <sup>CB</sup>	2101	1086
	Ply	139 <sup>CB</sup>	1671 <sup>CB</sup>	779	410	0 <sup>CB</sup>	13 <sup>CB</sup>	--	1665
Togo	Logs	2 <sup>CB</sup>	38 <sup>C</sup>	158	285	17091 <sup>CB</sup>	23101 <sup>CB</sup>	327	356
	Sawn	0 <sup>CB</sup>	17 <sup>CB</sup>	--	560	871 <sup>CB</sup>	629 <sup>CB</sup>	508	427
	Ven	0	33 <sup>C</sup>	--	94	6 <sup>CB</sup>	74 <sup>CB</sup>	739	2402
	Ply	0 <sup>C</sup>	108 <sup>C</sup>	--	551	0 <sup>C</sup>	0 <sup>C</sup>	--	--
<b>Asia-Pacific</b>	<b>Logs</b>	<b>263107</b>	<b>290284</b>	<b>136</b>	<b>150</b>	<b>1619774</b>	<b>1740256</b>	<b>178</b>	<b>193</b>
	<b>Sawn</b>	<b>712081</b>	<b>329711</b>	<b>418</b>	<b>225</b>	<b>1753650</b>	<b>1454965</b>	<b>240</b>	<b>203</b>
	<b>Ven</b>	<b>32602</b>	<b>40491</b>	<b>1003</b>	<b>871</b>	<b>198747</b>	<b>221954</b>	<b>423</b>	<b>439</b>
	<b>Ply</b>	<b>80604</b>	<b>92953</b>	<b>340</b>	<b>466</b>	<b>3504221</b>	<b>3103449</b>	<b>433</b>	<b>390</b>
	<b>Total</b>	<b>1088393</b>	<b>753439</b>	--	--	<b>7076391</b>	<b>6520624</b>	--	--
Cambodia	Logs	0 <sup>C</sup>	0 <sup>C</sup>	--	--	127 <sup>CB</sup>	20261 <sup>CB</sup>	302	1276
	Sawn	175 <sup>CB</sup>	5 <sup>CB</sup>	3579	481	12104 <sup>I</sup>	10803 <sup>CB</sup>	438	317
	Ven	9 <sup>CB</sup>	39 <sup>CB</sup>	605	1227	449 <sup>CB</sup>	529 <sup>CB</sup>	1243	315
	Ply	0 <sup>C</sup>	0 <sup>C</sup>	--	--	328 <sup>CB</sup>	108 <sup>CB</sup>	250	288



Table 1-2-d. Trade of Tropical Timber by ITTO Producers - Value (1000 \$ and \$/m<sup>3</sup>)

Country	Product	Imports				Exports			
		Value		Unit Value		Value		Unit Value	
		2006	2007	2006	2007	2006	2007	2006	2007
Fiji	Logs	0 <sup>C</sup>	0 <sup>C</sup>	--	--	314 <sup>CB</sup>	534 <sup>CB</sup>	744	1811
	Sawn	0 <sup>CB</sup>	5 <sup>CB</sup>	--	1817	2061 <sup>CB</sup>	1738 <sup>CB</sup>	553	727
	Ven	70 <sup>C</sup>	95 <sup>C</sup>	304	518	425 <sup>C</sup>	417 <sup>C</sup>	1150	1162
	Ply	0 <sup>I</sup>	23 <sup>CB</sup>	--	686	411 <sup>CB</sup>	485 <sup>CB</sup>	881	582
India	Logs	230078 <sup>CB</sup>	257060 <sup>CB</sup>	128	145	4858 <sup>C</sup>	2102 <sup>CBI</sup>	308	226
	Sawn	15988 <sup>CB</sup>	30360 <sup>CBI</sup>	125	253	8095 <sup>C</sup>	8665 <sup>C</sup>	453	497
	Ven	6416 <sup>C</sup>	5608 <sup>C</sup>	681	559	12244 <sup>C</sup>	13978 <sup>C</sup>	1191	1392
	Ply	4284 <sup>CB</sup>	7720 <sup>CB</sup>	434	559	20464 <sup>C</sup>	22028 <sup>C</sup>	244	252
Indonesia	Logs	1565	2216	388	312	14879 <sup>CB</sup>	12285 <sup>CB</sup>	240	156
	Sawn	30807	33732	419	469	453234 <sup>CB</sup>	340872 <sup>CB</sup>	282	408
	Ven	17024	19260	1177	1219	25246 <sup>CB</sup>	21847 <sup>CB</sup>	576	1036
	Ply	10350	8372 <sup>CB</sup>	275	379	1575938 <sup>CB</sup>	1297484 <sup>C</sup>	573	483
Malaysia	Logs	1442 <sup>CB</sup>	475 <sup>CB</sup>	236	129	600810 <sup>C</sup>	599503 <sup>C</sup>	129	132
	Sawn	530478	126403 <sup>C</sup>	675	204	854573 <sup>CB</sup>	633059 <sup>C</sup>	264	223
	Ven	4544 <sup>C</sup>	5043 <sup>C</sup>	2130	2394	121155 <sup>CB</sup>	151018 <sup>CB</sup>	345	364
	Ply	10476 <sup>CB</sup>	18805 <sup>CB</sup>	306	645	1861372 <sup>C</sup>	1760653 <sup>C</sup>	361	343
Myanmar	Logs	0	0 <sup>C</sup>	--	--	574900 <sup>CB</sup>	598094 <sup>CB</sup>	294	362
	Sawn	1 <sup>CB</sup>	0 <sup>CB</sup>	113	--	97570 <sup>CB</sup>	127805 <sup>CB</sup>	310	225
	Ven	0 <sup>C</sup>	0 <sup>C</sup>	--	--	6940 <sup>CB</sup>	8709 <sup>CB</sup>	502	318
	Ply	0 <sup>C</sup>	0 <sup>C</sup>	--	--	17403 <sup>CB</sup>	13300 <sup>CB</sup>	309	360
Papua New Guinea	Logs	0 <sup>C</sup>	0 <sup>C</sup>	--	--	423483 <sup>CB</sup>	506369 <sup>CB</sup>	176	186
	Sawn	0 <sup>CB</sup>	0 <sup>C</sup>	--	--	20684 <sup>CB</sup>	19561 <sup>CB</sup>	475	443
	Ven	0 <sup>CB</sup>	5 <sup>CB</sup>	--	372	15567 <sup>CB</sup>	9616 <sup>CB</sup>	372	480
	Ply	18 <sup>CB</sup>	38 <sup>CB</sup>	499	225	2351 <sup>CB</sup>	2465 <sup>CB</sup>	609	494
Philippines	Logs	18775 <sup>I</sup>	22045	304	233	224 <sup>CB</sup>	377 <sup>CB</sup>	342	264
	Sawn	13085 <sup>CB</sup>	9716 <sup>CB</sup>	148	162	32537 <sup>CB</sup>	39100 <sup>CB</sup>	199	175
	Ven	846	6852 <sup>I</sup>	246	423	3803	3558	717	566
	Ply	33968 <sup>CB</sup>	32679 <sup>CB</sup>	434	505	1401	1223	407	395
Thailand	Logs	11246 <sup>CB</sup>	8464 <sup>CBI</sup>	170	158	170 <sup>C</sup>	652 <sup>C</sup>	55	121
	Sawn	121513 <sup>CB</sup>	129479 <sup>CB</sup>	194	217	272273 <sup>CB</sup>	272958 <sup>C</sup>	145	105
	Ven	3694 <sup>CB</sup>	3530 <sup>CB</sup>	1311	1713	12918 <sup>CB</sup>	12254 <sup>CB</sup>	4505	2998
	Ply	21508 <sup>I</sup>	25265 <sup>CB</sup>	280	363	24552 <sup>CB</sup>	5703 <sup>CB</sup>	567	718
Vanuatu	Logs	0 <sup>C</sup>	23 <sup>C</sup>	--	444	9 <sup>CB</sup>	80 <sup>CB</sup>	285	216
	Sawn	34 <sup>I</sup>	10 <sup>CB</sup>	351	546	519 <sup>CB</sup>	405 <sup>CB</sup>	536	711
	Ven	0 <sup>C</sup>	60 <sup>C</sup>	--	2394	0 <sup>C</sup>	28 <sup>CB</sup>	--	2447
	Ply	0 <sup>C</sup>	50 <sup>CB</sup>	--	392	0 <sup>C</sup>	0 <sup>C</sup>	--	--
<b>Latin America/Caribbean</b>	<b>Logs</b>	<b>3346</b>	<b>1100</b>	<b>213</b>	<b>97</b>	<b>66021</b>	<b>77728</b>	<b>181</b>	<b>209</b>
	<b>Sawn</b>	<b>42866</b>	<b>53362</b>	<b>270</b>	<b>220</b>	<b>718100</b>	<b>865507</b>	<b>356</b>	<b>402</b>
	<b>Ven</b>	<b>27716</b>	<b>26677</b>	<b>1373</b>	<b>1357</b>	<b>81837</b>	<b>84312</b>	<b>437</b>	<b>498</b>
	<b>Ply</b>	<b>125111</b>	<b>103330</b>	<b>579</b>	<b>463</b>	<b>280049</b>	<b>246705</b>	<b>377</b>	<b>415</b>
	<b>Total</b>	<b>199038</b>	<b>184469</b>	<b>--</b>	<b>--</b>	<b>1146008</b>	<b>1274252</b>	<b>--</b>	<b>--</b>
Bolivia	Logs	230 <sup>C</sup>	275 <sup>C</sup>	43	52	2522 <sup>CB</sup>	3122 <sup>CB</sup>	293	350
	Sawn	315 <sup>C</sup>	118 <sup>C</sup>	726	148	34559 <sup>CB</sup>	38691 <sup>CB</sup>	421	363
	Ven	112 <sup>C</sup>	32 <sup>C</sup>	770	928	3280 <sup>C</sup>	6447 <sup>C</sup>	2912	2792
	Ply	0 <sup>C</sup>	0 <sup>C</sup>	784	--	2242 <sup>CB</sup>	3729 <sup>CB</sup>	562	562
Brazil	Logs	2539 <sup>CB</sup>	5	337	640	78	1249	130	640
	Sawn	6153	8971	77	96	571095	667612	344	393
	Ven	7806	7415	764	695	64055	66944	364	413
	Ply	497	70	589	287	196100	173033	343	389
Colombia	Logs	0	0	--	--	1064	2548	119	143
	Sawn	9 <sup>C</sup>	51 <sup>CB</sup>	504	1006	1195 <sup>I</sup>	3694 <sup>I</sup>	288	492
	Ven	1980 <sup>C</sup>	2866 <sup>C</sup>	2558	2022	0	4	--	5640
	Ply	2704 <sup>C</sup>	2669 <sup>C</sup>	465	604	4382 <sup>I</sup>	4407 <sup>C</sup>	556	613

Table 1-2-d. Trade of Tropical Timber by ITTO Producers - Value (1000 \$ and \$/m<sup>3</sup>)

Country	Product	Imports				Exports			
		Value		Unit Value		Value		Unit Value	
		2006	2007	2006	2007	2006	2007	2006	2007
Ecuador	Logs	0 <sup>C</sup>	0 <sup>C</sup>	--	--	21998 <sup>CB</sup>	28738 <sup>CB</sup>	278	282
	Sawn	31 <sup>C</sup>	2 <sup>C</sup>	495	586	2918 <sup>CB</sup>	2441 <sup>CB</sup>	590	589
	Ven	285 <sup>C</sup>	177 <sup>C</sup>	2171	2423	4554 <sup>C</sup>	5672 <sup>CB</sup>	2945	3083
	Ply	137 <sup>CB</sup>	69 <sup>CB</sup>	523	412	38495 <sup>CB</sup>	35812 <sup>CB</sup>	453	500
Guatemala	Logs	10 <sup>C</sup>	1 <sup>C</sup>	252	520	55 <sup>C</sup>	217 <sup>C</sup>	197	111
	Sawn	366 <sup>C</sup>	1439 <sup>C</sup>	748	828	5268 <sup>C</sup>	6821 <sup>C</sup>	483	571
	Ven	3 <sup>C</sup>	74 <sup>C</sup>	1270	1325	571 <sup>CB</sup>	109 <sup>CB</sup>	1716	1519
	Ply	109 <sup>C</sup>	190 <sup>C</sup>	497	352	6459 <sup>CB</sup>	959 <sup>CB</sup>	1196	219
Guyana	Logs	0	0	--	--	23992	23747	120	139
	Sawn	0	0	--	--	15377	21862	452	497
	Ven	1 <sup>C</sup>	20 <sup>CB</sup>	3359	2419	0	0	--	--
	Ply	5 <sup>CB</sup>	0 <sup>C</sup>	186	795	8796	8877	367	370
Honduras	Logs	7 <sup>C</sup>	39 <sup>CB</sup>	501	448	0	0	--	--
	Sawn	1573 <sup>C</sup>	241 <sup>CB</sup>	756	354	6411 <sup>C</sup>	6092 <sup>C</sup>	373	597
	Ven	19 <sup>C</sup>	72 <sup>C</sup>	599	1005	0	0	--	--
	Ply	58 <sup>C</sup>	31 <sup>C</sup>	621	421	0	0	--	--
Mexico	Logs	207	505	135	112	1718 <sup>CB</sup>	1785 <sup>CB</sup>	331	299
	Sawn	27827 <sup>CB</sup>	34521 <sup>C</sup>	588	269	1633 <sup>CB</sup>	2544 <sup>CB</sup>	596	510
	Ven	15574 <sup>C</sup>	14426 <sup>C</sup>	2044	2400	6197 <sup>C</sup>	4775 <sup>C</sup>	2459	2210
	Ply	96132	72732 <sup>CB</sup>	604	444	3067 <sup>C</sup>	352 <sup>C</sup>	416	433
Panama	Logs	19 <sup>C</sup>	2 <sup>C</sup>	315	363	12051 <sup>CB</sup>	14508 <sup>CB</sup>	285	297
	Sawn	172	330	491	411	570	1379	60	85
	Ven	54	111	1198	528	0	0	--	--
	Ply	334	1802	609	552	1	0	1522	--
Peru	Logs	0 <sup>C</sup>	0 <sup>C</sup>	--	--	0	0	--	--
	Sawn	665	502	492	614	77050 <sup>CB</sup>	112207 <sup>CB</sup>	415	469
	Ven	285 <sup>C</sup>	268 <sup>C</sup>	1991	1669	3179	355	516	429
	Ply	98 <sup>C</sup>	141 <sup>C</sup>	489	315	20453 <sup>CB</sup>	19534 <sup>CB</sup>	540	563
Suriname	Logs	0	0	--	--	2437	1789	131	142
	Sawn	0 <sup>C</sup>	58 <sup>C</sup>	--	644	1936	2086	312	247
	Ven	8 <sup>C</sup>	6 <sup>C</sup>	466	862	0	0	--	--
	Ply	1947	2209	453	469	45 <sup>CB</sup>	0	353	--
Trinidad and Tobago	Logs	335 <sup>C</sup>	274 <sup>C</sup>	295	185	25 <sup>C</sup>	26 <sup>C</sup>	209	122
	Sawn	619 <sup>C</sup>	1041 <sup>I</sup>	749	521	45 <sup>C</sup>	70 <sup>CB</sup>	1266	397
	Ven	47 <sup>CB</sup>	91 <sup>C</sup>	765	1071	2 <sup>C</sup>	7 <sup>C</sup>	1756	1239
	Ply	3615 <sup>CB</sup>	4948 <sup>CB</sup>	311	360	9 <sup>C</sup>	2 <sup>CB</sup>	524	832
Venezuela	Logs	0 <sup>CB</sup>	0 <sup>CB</sup>	--	--	82	0 <sup>C</sup>	87	--
	Sawn	5136	6088 <sup>F</sup>	195	417	42	8	301	143
	Ven	1541	1119 <sup>C</sup>	1558	1315	0	0	--	2500
	Ply	19475	18469 <sup>CB</sup>	595	581	0	0	1950	--
Producers Total	Logs	266537	291423	137	150	2599930	3046643	203	236
	Sawn	756793	383641	406	224	3309684	3225560	301	292
	Ven	60527	67320	1145	1012	586272	715218	581	718
	Ply	206029	198479	454	464	3887703	3482507	430	395
	Total	1289886	940863	--	--	10383588	10469928	--	--
ITTO Total	Logs	2644156	3293707	205	244	2656462	3113929	205	239
	Sawn	4039897	4143976	499	518	3819427	3777617	328	325
	Ven	834223	951506	900	1044	828379	1005946	731	902
	Ply	4512666	4232805	471	524	4653082	4162369	437	427
	Total	12030943	12621994	--	--	11957349	12059860	--	--



## APPENDIX 2

### Direction of Trade in Volume of Primary Tropical Timber Products between Major ITTO Producers and Consumers in 2007

Table 2-1. Logs.....	119
Table 2-2. Sawnwood.....	120
Table 2-3. Veneer.....	121
Table 2-4. Plywood.....	122

**N.B.** Figures reported by importers are shown in **bold** typeface while those corresponding to export reports are in *italics*.

Only major trading relationships (the top twelve importers and exporters for each category) are presented.



Table 2-1. Trade of Tropical Logs, 2007 (m <sup>3</sup> )														
Importers	Exporters													Total Imports
	Malaysia	Papua New Guinea+	Gabon	Myanmar+	Congo, Rep. of+	Congo, Dem. Rep. of+	Cameroun++	Guyana	Côte d'Ivoire	Ecuador+++	Indonesia++++	Central African Rep. +	Others	
China	1,330,530 <sup>C</sup>	2,341,012 <sup>C</sup>	1,149,934 <sup>C</sup>	591,183 <sup>C</sup>	331,402 <sup>C</sup>	6,886 <sup>C</sup>	249,594 <sup>C</sup>	61,793 <sup>C</sup>	606 <sup>C</sup>	855 <sup>C</sup>	22,373 <sup>C</sup>	13,931 <sup>C</sup>	2,156,247 <sup>C</sup>	8,256,346 <sup>C</sup>
India	1,160,358 <sup>C</sup>	23,232 <sup>C</sup>	1,084,005 <sup>C</sup>	244,456 <sup>C</sup>	9,191 <sup>C</sup>	-	3,156 <sup>C</sup>	59,597 <sup>C</sup>	-	205 <sup>C</sup>	3 <sup>W</sup>	-	35,398 <sup>I</sup>	1,778,713 <sup>CB</sup>
Japan	1,574,862 <sup>C</sup>	159,839 <sup>C</sup>	178,357 <sup>C</sup>	798 <sup>C</sup>	852 <sup>C</sup>	1,031 <sup>C</sup>	716 <sup>C</sup>	78,867 <sup>C</sup>	-	53,993 <sup>C</sup>	0 <sup>W</sup>	205 <sup>C</sup>	-	1,061,608 <sup>C</sup>
Taiwan, P.O.C.	703,356 <sup>CB</sup>	-	6,332 <sup>C</sup>	798 <sup>C</sup>	852 <sup>C</sup>	1,031 <sup>C</sup>	716 <sup>C</sup>	-	-	-	106 <sup>W</sup>	2,047 <sup>C</sup>	115,056 <sup>C</sup>	1,061,608 <sup>C</sup>
France*	519,625 <sup>C</sup>	-	29,722 <sup>C</sup>	1,625 <sup>C</sup>	36,233 <sup>C</sup>	86,004 <sup>C</sup>	27,236 <sup>C</sup>	2,843 <sup>CB</sup>	75 <sup>CB</sup>	75 <sup>CB</sup>	0 <sup>W</sup>	-	1,387 <sup>CB</sup>	523,930 <sup>CB</sup>
Korea, Rep. of	79 <sup>C</sup>	74,549 <sup>C</sup>	253,274 <sup>C</sup>	1,625 <sup>C</sup>	36,233 <sup>C</sup>	86,004 <sup>C</sup>	27,236 <sup>C</sup>	10,483 <sup>C</sup>	274 <sup>C</sup>	-	34 <sup>C</sup>	12,398 <sup>C</sup>	-1,157 <sup>I</sup>	416,000 <sup>CB</sup>
Italy	60,361 <sup>C</sup>	-	277,980 <sup>C</sup>	2,266 <sup>C</sup>	214 <sup>C</sup>	189 <sup>C</sup>	705 <sup>C</sup>	-	-	-	48 <sup>C</sup>	410 <sup>C</sup>	160,330 <sup>C</sup>	299,424 <sup>C</sup>
Spain	86 <sup>C</sup>	-	34,358 <sup>C</sup>	7,217 <sup>C</sup>	45,941 <sup>C</sup>	84,993 <sup>C</sup>	49,520 <sup>C</sup>	449 <sup>C</sup>	91 <sup>C</sup>	-	1 <sup>C</sup>	15,000 <sup>C</sup>	17,537 <sup>C</sup>	255,193 <sup>C</sup>
Portugal	11 <sup>C</sup>	-	16,518 <sup>C</sup>	225 <sup>C</sup>	19,239 <sup>C</sup>	366 <sup>C</sup>	13,265 <sup>C</sup>	505 <sup>C</sup>	-	-	0 <sup>W</sup>	10,978 <sup>C</sup>	107,899 <sup>I</sup>	170,000 <sup>CB</sup>
Germany**	2,821 <sup>C</sup>	-	36,459 <sup>C</sup>	25,310 <sup>C</sup>	11,604 <sup>C</sup>	1,260 <sup>C</sup>	55,023 <sup>C</sup>	-	-	3 <sup>C</sup>	156 <sup>C</sup>	3,849 <sup>C</sup>	-30,935 <sup>I</sup>	105,550 <sup>CB</sup>
Philippines	3,061 <sup>C</sup>	25,490 <sup>C</sup>	33,548 <sup>C</sup>	-	-	-	-	-	-	-	0 <sup>W</sup>	-	66,073 <sup>I</sup>	94,624 <sup>C</sup>
Norway***	2,531 <sup>C</sup>	-	-	5 <sup>C</sup>	-	-	3 <sup>C</sup>	-	-	-	0 <sup>W</sup>	-	80,962 <sup>I</sup>	81,000 <sup>CB</sup>
Others	510,307 <sup>C</sup>	2,716,940 <sup>CB</sup>	284,578 <sup>CB</sup>	1,653,605 <sup>CB</sup>	635,717 <sup>CB</sup>	297,589 <sup>CB</sup>	266,000 <sup>I</sup>	21,548 <sup>I</sup>	110,239 <sup>CB</sup>	47,483 <sup>I</sup>	78,611 <sup>I</sup>	78,168 <sup>CB</sup>	-	-
Total Exports	4,531,476 <sup>C</sup>	2,716,940 <sup>CB</sup>	1,938,000 <sup>CB</sup>	1,653,605 <sup>CB</sup>	635,717 <sup>CB</sup>	297,589 <sup>CB</sup>	266,000 <sup>I</sup>	171,000 <sup>CB</sup>	110,239 <sup>CB</sup>	101,859 <sup>CB</sup>	78,615 <sup>CB</sup>	78,168 <sup>CB</sup>	-	-

Figures in **bold** denote imports recorded by importing country. Figures in *italics* denote exports recorded by exporting country.

#### Notes about importers

\* France reported 518,721 m<sup>3</sup> of tropical industrial roundwood imports to COMTRADE but of this volume 66,703 m<sup>3</sup> were imported from the United States.

\*\* Germany reported 154,590 m<sup>3</sup> of tropical industrial roundwood imports to COMTRADE.

\*\*\* Norway reported only 43 m<sup>3</sup> of tropical industrial roundwood imports to COMTRADE.

#### Notes about exporters

+ Papua New Guinea, Myanmar, the Rep. of Congo, the Dem. Rep. of Congo and the Central African Rep. did not report any data in COMTRADE for the year 2007. Côte d'Ivoire reported data in COMTRADE for the year 2007 but no exports of tropical roundwood.

+++ The Cameroon Forest Authority declares 266,000 m<sup>3</sup> of tropical industrial roundwood exports while COMTRADE mirror statistics indicate 522,963 m<sup>3</sup>.

++++ Ecuador reported 273,558 m<sup>3</sup> of tropical industrial roundwood exports to COMTRADE (of this total, 92,489 m<sup>3</sup> are exported to "Free zones" and 123,569 m<sup>3</sup> exported to "Area, nes").

+++++ Indonesia reported estimated exports of tropical roundwood of 4 m<sup>3</sup> in the ITTO Joint Forest Sector Questionnaire ("Direction of Trade" was converted from kilos into cubic meters).

Table 2-2. Trade of Tropical Sawwood, 2007 (m<sup>3</sup>)

Importers	Exporters	Malaysia	Thailand	Brazil	Indonesia <sup>+</sup>	Cameroun <sup>++</sup>	Myanmar <sup>+++</sup>	Côte d'Ivoire	Gabon <sup>+++</sup>	Peru	Philippines <sup>++++</sup>	Ghana	Belgium	Others	Total Imports
China		293,316 <sup>C</sup>	691,009 <sup>C</sup>	257,023 <sup>C</sup>	244,388 <sup>C</sup>	9,801 <sup>C</sup>	262,084 <sup>C</sup>	2,908 <sup>C</sup>	15,478 <sup>C</sup>	48,781 <sup>C</sup>	128,644 <sup>C</sup>	5,217 <sup>C</sup>	20 <sup>C</sup>	156,793 <sup>C</sup>	2,115,462 <sup>C</sup>
		192,988 <sup>C</sup>	1,319,494 <sup>C</sup>	270,137 <sup>C</sup>	13,439 <sup>W</sup>			2,305 <sup>C</sup>		9,550 <sup>C</sup>	9,097 <sup>C</sup>	3,586 <sup>C</sup>	23 <sup>C</sup>		
Malaysia			278,997 <sup>C</sup>	35,174 <sup>C</sup>	198,441 <sup>C</sup>	4,444 <sup>C</sup>	52,713 <sup>C</sup>	218 <sup>C</sup>	66 <sup>C</sup>		23,671 <sup>C</sup>	2,488 <sup>C</sup>		21,954 <sup>C</sup>	618,166 <sup>C</sup>
			620,526 <sup>C</sup>	8,551 <sup>C</sup>	3,758 <sup>W</sup>			1,345 <sup>C</sup>			554 <sup>C</sup>	2,192 <sup>C</sup>	15 <sup>C</sup>		
Thailand*		996,756 <sup>C</sup>		3,608 <sup>C</sup>	4,368 <sup>W</sup>	575 <sup>C</sup>	154,455 <sup>C</sup>					262 <sup>C</sup>		-562,292 <sup>C</sup>	597,732 <sup>C</sup>
		590,070 <sup>C</sup>		4,609 <sup>PH</sup>	60 <sup>W</sup>							284 <sup>C</sup>			
France**		20,835 <sup>C</sup>	17 <sup>C</sup>	148,984 <sup>C</sup>	12,096 <sup>C</sup>	1,687,728 <sup>C</sup>	449 <sup>C</sup>	17,517 <sup>PH</sup>	15,940 <sup>C</sup>	30 <sup>C</sup>	120 <sup>C</sup>	27,312 <sup>C</sup>	72,295 <sup>C</sup>	19,677 <sup>C</sup>	504,000 <sup>C</sup>
		12,361 <sup>C</sup>	4 <sup>C</sup>	204,024 <sup>C</sup>	843 <sup>W</sup>			15,012 <sup>C</sup>		13 <sup>C</sup>		12,366 <sup>C</sup>	32,047 <sup>C</sup>		
Netherlands***		20,163 <sup>C</sup>	1,053 <sup>C</sup>	117,117 <sup>C</sup>	4,809 <sup>W</sup>	74,084 <sup>C</sup>	1,128 <sup>C</sup>	5,028 <sup>C</sup>	7,448 <sup>C</sup>	467 <sup>C</sup>	38 <sup>C</sup>	850 <sup>C</sup>	20,279 <sup>C</sup>	199,036 <sup>C</sup>	451,500 <sup>C</sup>
		36,486 <sup>C</sup>	80,312 <sup>C</sup>	242,238 <sup>PH</sup>	5,938 <sup>W</sup>			10,891 <sup>PH</sup>		493 <sup>C</sup>	60 <sup>C</sup>	3,830 <sup>C</sup>	56,970 <sup>C</sup>		
Spain****		86 <sup>C</sup>	80 <sup>C</sup>	135,519 <sup>PH</sup>	935 <sup>W</sup>	129,790 <sup>PH</sup>	76 <sup>C</sup>	50,690 <sup>PH</sup>	3,590 <sup>C</sup>	10,654 <sup>C</sup>		98,190 <sup>C</sup>	35 <sup>C</sup>	7,595 <sup>C</sup>	437,240 <sup>C</sup>
		627 <sup>C</sup>		147,624 <sup>C</sup>	354 <sup>W</sup>			43,413 <sup>C</sup>		3,367 <sup>C</sup>		1,737 <sup>C</sup>	6 <sup>C</sup>		
United States		41,017 <sup>C</sup>	5,173 <sup>C</sup>	131,844 <sup>C</sup>	14,315 <sup>C</sup>	34,985 <sup>C</sup>		28,775 <sup>C</sup>	1,843 <sup>C</sup>	35,961 <sup>C</sup>	3,647 <sup>C</sup>	21,603 <sup>C</sup>		41,837 <sup>C</sup>	361,000 <sup>C</sup>
		17,948 <sup>C</sup>	72,422 <sup>C</sup>	120,571 <sup>C</sup>	8,269 <sup>W</sup>			23,066 <sup>C</sup>		66,106 <sup>C</sup>	5,683 <sup>C</sup>	21,396 <sup>C</sup>			
Taiwan, P.O.C.		237,019 <sup>C</sup>	3,782 <sup>C</sup>	6,777 <sup>C</sup>	9,649 <sup>C</sup>	67 <sup>C</sup>	1,293 <sup>C</sup>		178 <sup>C</sup>	67 <sup>C</sup>	51,244 <sup>C</sup>	916 <sup>C</sup>		31,794 <sup>C</sup>	342,786 <sup>C</sup>
		175,360 <sup>C</sup>	5,144 <sup>C</sup>	9,357 <sup>C</sup>	2,667 <sup>C</sup>					33 <sup>C</sup>	6,898 <sup>C</sup>	548 <sup>C</sup>			
Italy		9,665 <sup>C</sup>	609 <sup>C</sup>	16,945 <sup>C</sup>	1,881 <sup>C</sup>	92,056 <sup>C</sup>	4,553 <sup>C</sup>	71,496 <sup>C</sup>	57,346 <sup>C</sup>	708 <sup>C</sup>		12,994 <sup>C</sup>	3 <sup>C</sup>	35,981 <sup>C</sup>	304,237 <sup>C</sup>
		6,775 <sup>C</sup>	54,866 <sup>C</sup>	19,889 <sup>C</sup>	175 <sup>C</sup>			68,940 <sup>C</sup>		42 <sup>C</sup>		8,545 <sup>C</sup>	74 <sup>C</sup>		
Japan		148,519 <sup>C</sup>	1,960 <sup>C</sup>	8,546 <sup>C</sup>	49,059 <sup>C</sup>	903 <sup>C</sup>	1,306 <sup>C</sup>	201 <sup>C</sup>	156 <sup>C</sup>	41 <sup>C</sup>	5,322 <sup>C</sup>	251 <sup>C</sup>		21,687 <sup>C</sup>	237,951 <sup>C</sup>
		419,501 <sup>C</sup>	22,437 <sup>C</sup>	8,968 <sup>C</sup>	23,312 <sup>C</sup>			45 <sup>C</sup>			2,420 <sup>C</sup>	115 <sup>C</sup>			
United Kingdom*****		33,191 <sup>C</sup>	6,080 <sup>C</sup>	12,113 <sup>C</sup>	67,923 <sup>C</sup>	49,361 <sup>PH</sup>	821 <sup>C</sup>	32,713 <sup>C</sup>	206 <sup>C</sup>	101 <sup>C</sup>	391 <sup>C</sup>	6,664 <sup>C</sup>	114,782 <sup>C</sup>	-95,876 <sup>C</sup>	228,470 <sup>C</sup>
		25,065 <sup>C</sup>	237 <sup>C</sup>	3,845 <sup>C</sup>	1,396 <sup>W</sup>			30,223 <sup>C</sup>		61 <sup>C</sup>		12,661 <sup>C</sup>	8,013 <sup>C</sup>		
Korea, Rep. of		153,176 <sup>C</sup>	156 <sup>C</sup>	1,954 <sup>C</sup>	66,362 <sup>W</sup>	77 <sup>C</sup>	766 <sup>C</sup>			48 <sup>C</sup>	541 <sup>C</sup>			1,652 <sup>C</sup>	224,732 <sup>C</sup>
		536,849 <sup>C</sup>	149,657 <sup>C</sup>	648 <sup>C</sup>	15,700 <sup>W</sup>			29 <sup>C</sup>			134 <sup>C</sup>				
Others															
		821,375 <sup>C</sup>	279,007 <sup>C</sup>	658,442 <sup>C</sup>	758,628 <sup>C</sup>	613,000 <sup>C</sup>	569,108 <sup>C</sup>	131,344 <sup>C</sup>	253,000 <sup>C</sup>	159,472 <sup>C</sup>	998,118 <sup>C</sup>	138,383 <sup>C</sup>	55,852 <sup>C</sup>		
Total Exports		2,835,605 <sup>C</sup>	2,604,106 <sup>C</sup>	1,698,923 <sup>C</sup>	834,539 <sup>C</sup>	613,000 <sup>C</sup>	569,108 <sup>C</sup>	326,613 <sup>C</sup>	253,000 <sup>C</sup>	239,137 <sup>C</sup>	222,964 <sup>C</sup>	205,643 <sup>C</sup>	153,000 <sup>C</sup>		

Figures in **bold** denote imports recorded by importing country. Figures in *italics* denote exports recorded by exporting country

#### Notes about importers

\* Thailand reported 2,848,858 m<sup>3</sup> of tropical sawwood imports to COMTRADE.

\*\* France reported 767,859 m<sup>3</sup> of tropical sawwood imports to COMTRADE. Of this total, 321,821 m<sup>3</sup> were imported from Brazil and 45,510 m<sup>3</sup> from Ivory Coast. ITTO reports estimates provided by Forest Industries Intelligence Limited (superscripted as FIL) for those two countries which reported 148,984m<sup>3</sup> imports from Brazil and 17,517 m<sup>3</sup> from Ivory Coast to France in 2007.

\*\*\* The Netherlands reported 297,233 m<sup>3</sup> of tropical sawwood imports to COMTRADE.

\*\*\*\* Spain reported 2,422,548 m<sup>3</sup> of tropical sawwood imports to COMTRADE. Of this total, 911,559 m<sup>3</sup> were imported from Brazil, 397,475 m<sup>3</sup> from Ivory Coast and 651,358 m<sup>3</sup> from Cameroon. ITTO reports estimates provided by Forest Industries Intelligence Limited (superscripted as FIL) for those three countries which reported 135,519m<sup>3</sup> imports from Brazil, 50,690 m<sup>3</sup> from Ivory Coast and 129,790 m<sup>3</sup> from Cameroon to Spain in 2007.

\*\*\*\*\* The United Kingdom reported 744,148 m<sup>3</sup> of tropical sawwood imports to COMTRADE. Of this total, 140,936 m<sup>3</sup> were imported from Cameroon. ITTO reports estimates provided by Forest Industries Intelligence Limited (superscripted as FIL) for this country, which reported 49,361 m<sup>3</sup> imports from Cameroon to the UK in 2007.

#### Notes about exporters

+ Indonesia reports estimated exports of tropical sawwood of 89,579 m<sup>3</sup> in the ITTO Joint Forest Sector Questionnaire.

++ The Cameroon Forest Authority declares 613,000 m<sup>3</sup> of tropical industrial roundwood exports while COMTRADE mirror statistics report 1,680,193 m<sup>3</sup>. Cameroon did not report any data in COMTRADE for the year 2007.

+++ Myanmar and Gabon did not report any data in COMTRADE for the year 2007.

++++ The Philippines reported 26,769 m<sup>3</sup> of tropical sawwood exports to COMTRADE.



Table 2-3. Trade of Tropical Veneer, 2007 (m<sup>3</sup>)

Importers	Exporters	Malaysia+	Brazil++	Côte d'Ivoire	Gabon+++	Ghana	Cameroon++++	China+++++	Myanmar++++	Indonesia	Papua New Guinea+++	Germany	United States	Others	Total Imports
Korea, Rep. of*		141,652	63,665	-	3,687	109	63	26,155	1,312	115	9,361	492	1,068	-87,011	160,668
France**		16,031	117,021	-	97	97	820	653	25	53	-	49	109	83,807	124,000
United States***		-	401	814	37,112	820	192	48	113	13	-	641	127	78,615	113,303
Italy		-	558	2,474	2,542	977	507	4,710	-	776	-	207	31	20,411	100,091
China		282	13,821	2,582	2,542	8,501	507	4,710	-	3,741	-	967	46	11,947	81,720
Spain		151	116,350	8,926	20,410	20,410	24,964	1,609	2	208	-	2,160	46	11,947	81,720
Belgium****		-	1,234	31,582	12,805	6,657	24,964	22	2	621	-	1,333	501	14,411	45,720
Germany		-	2,299	31,801	9,179	9,179	107	48	15,317	870	-	878	212	14,411	45,720
Japan*****		30,184	6,329	58	1,942	698	107	-	15,317	8,703	5,960	288	187	11,947	81,720
Taiwan, P.O.C.		3,039	7,308	-	148	148	2,357	1,380	-	633	-	3,217	1,931	29,578	37,000
Philippines		-	1,353	16,478	1,158	5,152	2,357	185	-	102	-	201	275	14,844	35,700
Indonesia		8	16,999	16,898	7,232	7,232	207	18	-	67	-	713	62	14,844	35,700
Others		24	708	2,957	1,592	2,127	207	55	-	74	-	329	100	14,844	35,700
Total Exports		688	182	14,936	303	3,275	396	137	-	876	-	786	63	14,844	35,700
		567	1,862	14,442	4,635	4,635	0	-	0	2,851	-	1,000	809	-34,000	20,000
		29,000	0	0	0	0	0	19,000	0	5,000	-	1,000	0	-34,000	20,000
		6,997	733	-	-	-	-	344	-	2,083	-	35	10	1,129	16,434
		14,039	105	50	53	53	-	330	-	60	-	23	645	1,129	16,434
		14,039	152	50	229	229	-	330	-	65	-	23	645	3,117	16,215
		11,247	-	-	-	-	-	1,432	-	99	-	-	320	3,117	16,215
		3,364	8	-	2,78	2,78	-	2,485	-	33	-	-	-	9,633	15,804
		-	251	-	-	1	-	5,916	-	-	-	-	3	9,633	15,804
		1,627	557	-	-	-	-	1,153	-	-	-	71	128	-	-
		368,707	-102,594	24,786	81,397	21,261	64,000	28,660	27,389	10,711	20,016	15,508	8,461	-	-
		414,546	161,961	102,334	81,397	67,927	64,000	35,522	27,389	21,080	20,016	19,420	13,000	-	-

Figures in bold denote imports recorded by importing country. Figures in italics denote exports recorded by exporting country

#### Notes about importers

\* Rep. of Korea does not provide a breakdown of coniferous and non-coniferous/tropical veneer imports in the ITTO Joint Forest Sector Questionnaire (259,578 m<sup>3</sup> in total).

\*\* France reported 50,515 m<sup>3</sup> of tropical veneer imports to COMTRADE.

\*\*\* The United States reported 46,293 m<sup>3</sup> of tropical industrial roundwood imports to COMTRADE while COMTRADE mirror statistics reported 113,302 m<sup>3</sup>.

\*\*\*\* Belgium reported 11,911 m<sup>3</sup> of tropical veneer imports to COMTRADE.

\*\*\*\*\* Japan does not provide a breakdown of coniferous and non-coniferous/tropical veneer imports in the ITTO Joint Forest Sector Questionnaire (76,000 m<sup>3</sup> in total).

#### Notes about exporters

+ Malaysia reported 49,495 m<sup>3</sup> of tropical veneer exports in COMTRADE.

++ Brazil does not provide a breakdown of coniferous and non-coniferous/tropical veneer exports in the ITTO Joint Forest Sector Questionnaire (308,254 m<sup>3</sup> in total).

+++ Gabon, Myanmar and P.N.G. did not report any data in COMTRADE for the year 2007.

++++ The Cameroon Forest Authority reported 64,000 m<sup>3</sup> of tropical industrial roundwood exports while COMTRADE mirror statistics reported 35,318 m<sup>3</sup>.

+++++ China reported 9,664 m<sup>3</sup> to COMTRADE while COMTRADE mirror statistics reported 35,522 m<sup>3</sup>.

Table 2-4. Trade of Tropical Plywood, 2007 (m <sup>3</sup> )		Malaysia	Indonesia	Brazil	China	France	Ghana+	Belgium	India++	Ecuador	Italy	Gabon	Netherlands +++	Others	Total Imports
<b>Importers</b>	<b>Exporters</b>														
Japan*	1,969,000 <sup>C</sup> 1,889,851 <sup>C</sup>	1,152,000 <sup>C</sup> 1,197,512 <sup>C</sup>	3,000 <sup>C</sup> 1,946 <sup>C</sup>	645,000 <sup>C</sup> 7,789 <sup>C</sup>	0 <sup>C</sup> -	0 <sup>C</sup> -	- -	- -	0 <sup>C</sup> 20 <sup>C</sup>	- -	0 <sup>C</sup> 6 <sup>C</sup>	- -	0 <sup>C</sup> 122 <sup>C</sup>	N/A	2,609,000 <sup>C</sup>
United States	403,705 <sup>C</sup> 279,807 <sup>C</sup>	274,843 <sup>C</sup> 222,692 <sup>C</sup>	108,964 <sup>C</sup> 102,769 <sup>C</sup>	454,468 <sup>C</sup> 85,531 <sup>C</sup>	2,083 <sup>C</sup> 4,700 <sup>C</sup>	10,496 <sup>C</sup> 8,501 <sup>C</sup>	149 <sup>C</sup> 53 <sup>C</sup>	548 <sup>C</sup> 5,733 <sup>C</sup>	48,128 <sup>C</sup> 33,436 <sup>C</sup>	2,958 <sup>C</sup> 3 <sup>C</sup>	2,958 <sup>C</sup> -	- -	2,227 <sup>C</sup> 46 <sup>C</sup>	126,885 <sup>C</sup>	1,435,454 <sup>C</sup>
Korea, Rep. of	628,516 <sup>C</sup> 589,336 <sup>C</sup>	116,434 <sup>C</sup> 160,232 <sup>C</sup>	- 91 <sup>C</sup>	192,517 <sup>C</sup> 43,021 <sup>C</sup>	1,706 <sup>C</sup> -	- -	- -	- -	- -	- -	- 53 <sup>C</sup>	- -	- -	137,239 <sup>C</sup>	1,074,706 <sup>C</sup>
Taiwan P.O.C.	322,305 <sup>C</sup> 342,534 <sup>C</sup>	123,556 <sup>C</sup> 193,565 <sup>C</sup>	- -	53,814 <sup>C</sup> 22,585 <sup>C</sup>	- -	- -	- -	- -	- -	- -	625 <sup>C</sup> 16 <sup>C</sup>	- -	- -	58,683 <sup>C</sup>	558,983 <sup>C</sup>
United Kingdom**	113,132 <sup>C</sup> 172,991 <sup>C</sup>	18,763 <sup>C</sup> 42,881 <sup>C</sup>	111,459 <sup>C</sup> 132,551 <sup>C</sup>	93,492 <sup>C</sup> 4,982 <sup>C</sup>	20,019 <sup>C</sup> 4,859 <sup>C</sup>	600 <sup>C</sup> 552 <sup>C</sup>	32,616 <sup>C</sup> 1,861 <sup>C</sup>	1,308 <sup>C</sup> 1,209 <sup>C</sup>	129 <sup>C</sup> 79 <sup>C</sup>	5,561 <sup>C</sup> 5,401 <sup>C</sup>	5,561 <sup>C</sup> -	- -	1,556 <sup>C</sup> 1,198 <sup>C</sup>	-31,272 <sup>C</sup>	367,363 <sup>C</sup>
China	42,286 <sup>C</sup> 59,637 <sup>C</sup>	107,160 <sup>C</sup> 141,408 <sup>C</sup>	128 <sup>C</sup> -	- -	- -	- -	- -	- -	- -	- -	3 <sup>C</sup> -	- -	17 <sup>C</sup> 122 <sup>C</sup>	54,093 <sup>C</sup>	203,687 <sup>C</sup>
Netherlands	11,296 <sup>C</sup> 905,675 <sup>C</sup>	16,059 <sup>C</sup> 40,172 <sup>C</sup>	5,349 <sup>C</sup> 10,267 <sup>C</sup>	34,887 <sup>C</sup> 22,773 <sup>C</sup>	51,371 <sup>C</sup> 65,338 <sup>C</sup>	- -	18,842 <sup>C</sup> 43,428 <sup>C</sup>	305 <sup>C</sup> 695 <sup>C</sup>	- -	- -	4,756 <sup>C</sup> 2,649 <sup>C</sup>	12,075 <sup>C</sup> 12,075 <sup>C</sup>	- -	37,960 <sup>C</sup>	192,900 <sup>C</sup>
Mexico	75,101 <sup>C</sup> 63,756 <sup>C</sup>	14,605 <sup>C</sup> 10,250 <sup>C</sup>	11,769 <sup>C</sup> 10,597 <sup>C</sup>	40,915 <sup>C</sup> 9,660 <sup>C</sup>	47 <sup>C</sup> -	1 <sup>C</sup> -	- -	470 <sup>C</sup> -	17,904 <sup>C</sup> 19,330 <sup>C</sup>	7 <sup>C</sup> -	7 <sup>C</sup> -	- -	- -	2,879 <sup>C</sup>	163,698 <sup>C</sup>
Belgium	13,369 <sup>C</sup> 11,897 <sup>C</sup>	51,375 <sup>C</sup> 48,058 <sup>C</sup>	27,489 <sup>C</sup> 16,171 <sup>C</sup>	31,173 <sup>C</sup> 3,509 <sup>C</sup>	5,907 <sup>C</sup> 8,592 <sup>C</sup>	5,547 <sup>C</sup> 6,287 <sup>C</sup>	- -	- -	- -	1,368 <sup>C</sup> 1,803 <sup>C</sup>	1,368 <sup>C</sup> -	1,090 <sup>C</sup> 1,090 <sup>C</sup>	7,642 <sup>C</sup> 5,838 <sup>C</sup>	15,891 <sup>C</sup>	160,851 <sup>C</sup>
Italy	2,880 <sup>C</sup> 2,268 <sup>C</sup>	4,436 <sup>C</sup> 28,784 <sup>C</sup>	70,841 <sup>C</sup> 31,851 <sup>C</sup>	5,488 <sup>C</sup> 3,252 <sup>C</sup>	25,188 <sup>C</sup> 27,203 <sup>C</sup>	13 <sup>C</sup> 153 <sup>C</sup>	89 <sup>C</sup> -	26 <sup>C</sup> 294 <sup>C</sup>	- -	- -	- -	14,012 <sup>C</sup> 14,012 <sup>C</sup>	54 <sup>C</sup> -	28,605 <sup>C</sup>	151,632 <sup>C</sup>
France***	5,892 <sup>C</sup> 580 <sup>C</sup>	12,421 <sup>C</sup> 7,890 <sup>C</sup>	24,619 <sup>C</sup> 13,049 <sup>C</sup>	61,332 <sup>C</sup> 1,144 <sup>C</sup>	- -	246 <sup>C</sup> 240 <sup>C</sup>	29,774 <sup>C</sup> 46,613 <sup>C</sup>	108 <sup>C</sup> 30 <sup>C</sup>	- -	- -	38,465 <sup>C</sup> 17,415 <sup>C</sup>	14,796 <sup>C</sup> 14,796 <sup>C</sup>	16,241 <sup>C</sup> 1,274 <sup>C</sup>	-62,894 <sup>C</sup>	141,000 <sup>C</sup>
Egypt****	2,715 <sup>C</sup> 107,699 <sup>C</sup>	1,100 <sup>C</sup> 23,696 <sup>C</sup>	467 <sup>C</sup> 961 <sup>C</sup>	- 3,883 <sup>C</sup>	- -	- -	- -	- -	100 <sup>C</sup> -	- -	43 <sup>C</sup> -	- -	- -	136,011 <sup>C</sup>	140,293 <sup>C</sup>
Others	705,829 <sup>C</sup> 5,131,860 <sup>C</sup>	569,423 <sup>C</sup> 2,686,583 <sup>C</sup>	124,862 <sup>C</sup> 445,115 <sup>C</sup>	188,118 <sup>C</sup> 390,247 <sup>C</sup>	16,602 <sup>C</sup> 129,000 <sup>EU</sup>	112,834 <sup>C</sup> 128,659 <sup>C</sup>	6,834 <sup>C</sup> 98,790 <sup>C</sup>	79,045 <sup>C</sup> 87,236 <sup>EU</sup>	18,781 <sup>C</sup> 71,642 <sup>EU</sup>	39,625 <sup>C</sup> 67,000 <sup>EU</sup>	16,027 <sup>C</sup> 58,000 <sup>EU</sup>	47,300 <sup>EU</sup> 55,900 <sup>EU</sup>			
<b>Total Exports</b>															

Figures in **bold** denote imports recorded by importing country. Figures in *italics* denote exports recorded by exporting country

#### Notes about importers

\* Japan only provides non-coniferous plywood imports in the ITTO Joint Forest Sector questionnaire "Direction of trade" (3,818,000 m<sup>3</sup> in total). Therefore, the estimate for China's exports of tropical plywood to Japan will include both tropical and non-tropical hardwood plywood. Comtrade reported \$12,754,428 of tropical plywood imports from China.

\*\* The United Kingdom reported 826,098 m<sup>3</sup> of tropical plywood imports to COMTRADE of which 415,567 m<sup>3</sup> were imported from Malaysia. ITTO reports estimates provided by Forest Industries Intelligence Limited (superscripted as FIL).

\*\*\* France reported 252,916 m<sup>3</sup> of tropical plywood imports to COMTRADE.

\*\*\*\* Egypt reported 4,282 m<sup>3</sup> of tropical plywood imports to COMTRADE.

#### Notes about exporters

+ Ghana exports most of its tropical plywood to African Countries (Nigeria, Niger, Burkina Faso and Togo) representing 79% of its exports.

++ India exports most of its tropical plywood to the United Arab Emirates (49,566 m<sup>3</sup>) and Turkey (11,774 m<sup>3</sup>).

+++ The Netherlands reported 18,618 m<sup>3</sup> of tropical plywood exports to COMTRADE.

## **APPENDIX 3**

### **Major Tropical Species Traded in 2006 and 2007**

Table 3-1-a. Log Imports.....	125
Table 3-1-b. Sawnwood Imports .....	128
Table 3-1-c. Veneer Imports .....	134
Table 3-1-d. Plywood Imports .....	138
Table 3-2-a. Log Exports .....	142
Table 3-2-b. Sawnwood Exports .....	145
Table 3-2-c. Veneer Exports .....	150
Table 3-2-d. Plywood Exports .....	153
Explanatory Note .....	157

**N.B.** Export values/prices are FOB; import values are CIF, unless otherwise stated.



**Table 3-1-a. Major Tropical Log Species Imported by ITTO Members**

Country	Year	Latin Name or HS Code	Pilot Name/Local Name	Volume 1000 m <sup>3</sup>	Avg. Price \$/m <sup>3</sup>
<b>CONSUMERS</b>					
<b>Asia-Pacific</b>					
Australia	2006	<i>Shorea negrosensis</i>	dark red meranti	0 <sup>R</sup>	--
Australia	2006	<i>Shorea</i> spp.	light red meranti		
Australia	2006	<i>Shorea rugosa</i>	meranti bakau		
China	2006	<i>Tectona grandis</i>	teak	85	507
China	2006	<i>Aucoumea klaineana</i>	okoumé	1068	257
China	2006	<i>Dipterocarpus</i> spp.	keruing	323	193
China	2006	<i>Dryobalanops</i> spp.	kapur	196	190
China	2006	<i>Intsia</i> spp.	mengaris	121	374
China	2006	<i>Koompassia malaccensis</i>	kempas	100	169
China	2006		others	682	276
Japan	2006	<i>Shorea rugosa</i>	meranti bakau	373	214
Japan	2006	<i>Shorea</i> spp.	dark red meranti		
Japan	2006	<i>Shorea</i> spp.	light red meranti		
Japan	2006	<i>Parashorea</i> spp.	white seraya	391	232
Japan	2006	<i>Parashorea</i> spp., <i>Pentacme</i> spp.	white lauan		
Japan	2006	<i>Shorea albida</i>	alan		
Japan	2006	<i>Shorea</i> spp.	white meranti		
Japan	2006	<i>Shorea</i> spp.	yellow meranti		
Japan	2006	<i>Dipterocarpus</i> spp.	keruing	110	242
Japan	2006	<i>Dryobalanops</i> spp.	kapur		
Japan	2006	<i>Dactylocladus stenostachys</i>	jongkong	4	201
Japan	2006	<i>Dyera costulata</i>	jelutong		
Japan	2006	<i>Gonystylus</i> spp.	ramin		
Japan	2006	<i>Intsia</i> spp.	merbau		
Japan	2006	<i>Koompassia malaccensis</i>	kempas		
Japan	2006	<i>Aucoumea klaineana</i>	okoumé	3	514
Japan	2006	<i>Triplochyton scleroxylon</i>	obéché		
Japan	2007	<i>Shorea rugosa</i>	meranti bakau	251	236
Japan	2007	<i>Shorea</i> spp.	dark red meranti		
Japan	2007	<i>Shorea</i> spp.	light red meranti		
Japan	2007	<i>Parashorea</i> spp.	white seraya	322	246
Japan	2007	<i>Parashorea</i> spp., <i>Pentacme</i> spp.	white lauan		
Japan	2007	<i>Shorea albida</i>	alan		
Japan	2007	<i>Shorea</i> spp.	white meranti		
Japan	2007	<i>Shorea</i> spp.	yellow meranti		
Japan	2007	<i>Dipterocarpus</i> spp.	keruing	79	257
Japan	2007	<i>Dryobalanops</i> spp.	kapur		
Japan	2007	<i>Dactylocladus stenostachys</i>	jongkong	4	149
Japan	2007	<i>Dyera costulata</i>	jelutong		
Japan	2007	<i>Gonystylus</i> spp.	ramin		
Japan	2007	<i>Intsia</i> spp.	merbau		
Japan	2007	<i>Koompassia malaccensis</i>	kempas		
Japan	2007	<i>Aucoumea klaineana</i>	okoumé	2	745
Japan	2007	<i>Triplochyton scleroxylon</i>	obéché		
Rep. of Korea	2006	44.03.41.00.00	(see accompanying notes)	21	118
Rep. of Korea	2006	44.03.49.10.00		4	1818
Rep. of Korea	2006	44.03.49.20.10		0 <sup>R</sup>	--
Rep. of Korea	2006	44.03.49.20.20		4	219
Rep. of Korea	2006	44.03.49.20.40		2	168
Rep. of Korea	2006		others	220	174
Rep. of Korea	2007	44.03.41.00.00	(see accompanying notes)	13	258
Rep. of Korea	2007	44.03.49.10.00		3	236
Rep. of Korea	2007	44.03.49.20.10		0 <sup>R</sup>	1663
Rep. of Korea	2007	44.03.49.20.20		3	298
Rep. of Korea	2007	44.03.49.20.40		1	220
Rep. of Korea	2007	44.03.49.30.00		1	848
Rep. of Korea	2007	44.03.49.40.00		1	433
Rep. of Korea	2007	44.03.49.50.00		2	204
Rep. of Korea	2007	44.03.49.20.90		135	226
Rep. of Korea	2007	44.03.49.90.00			
Rep. of Korea	2007	44.03.99.90.19			
New Zealand	2006	44.03.49.00.05	(see accompanying notes)	0 <sup>R</sup>	94
New Zealand	2006	44.03.49.00.09		0 <sup>R</sup>	56

**Table 3-1-a. Major Tropical Log Species Imported by ITTO Members**

Country	Year	Latin Name or HS Code	Pilot Name/Local Name	Volume 1000 m <sup>3</sup>	Avg. Price \$/m <sup>3</sup>
New Zealand	2007	44.03.49.00.05	(see accompanying notes)	0 <sup>R</sup>	131
New Zealand	2007	44.03.49.00.09		0 <sup>R</sup>	72
New Zealand	2007	44.03.49.00.17		0 <sup>R</sup>	184
New Zealand	2007	44.03.49.00.33		0 <sup>R</sup>	147
<b>EU</b>					
Finland	2007	44.03.99.95	(see accompanying notes)	0 <sup>R</sup>	322
France	2006	<i>Shorea negrosensis</i>	dark red meranti	5	386
France	2006	<i>Shorea</i> spp.	light red meranti		
France	2006	<i>Shorea rugosa</i>	meranti bakau		
France	2006	<i>Chlorophora</i> spp.	iroko	66	386
France	2006	<i>Entandrophragma cylindricum</i>	sapele		
France	2006	<i>Khaya</i> spp.	acajou d'afrique		
France	2006	<i>Aucoumea klaineana</i>	okoumé	124	386
France	2006	<i>Entandrophragma utile</i>	sipo	62	386
France	2006		others	181	386
France	2007	<i>Shorea negrosensis</i>	dark red meranti	2	415
France	2007	<i>Shorea</i> spp.	light red meranti		
France	2007	<i>Shorea rugosa</i>	meranti bakau		
France	2007	<i>Chlorophora</i> spp.	iroko	79	415
France	2007	<i>Entandrophragma cylindricum</i>	sapele		
France	2007	<i>Khaya</i> spp.	acajou d'afrique		
France	2007	<i>Aucoumea klaineana</i>	okoumé	110	415
France	2007	<i>Entandrophragma utile</i>	sipo	53	415
France	2007		others	173	415
Germany	2006	44.03.41	(see accompanying notes)	0 <sup>R</sup>	1255
Germany	2006	44.03.49.10		24	482
Germany	2006	44.03.49.20		2	292
Germany	2006	44.03.49.40		20	538
Germany	2006	44.03.49.95		61	572
Germany	2007	44.03.41	(see accompanying notes)	0 <sup>R</sup>	1116
Germany	2007	44.03.49.10		23	564
Germany	2007	44.03.49.20		2	400
Germany	2007	44.03.49.40		15	637
Germany	2007	44.03.49.95		65	681
Netherlands	2006	<i>Shorea</i> spp.	meranti	0 <sup>R</sup>	1111
Netherlands	2006	<i>Aucoumea klaineana</i>	okoumé	1	493
Netherlands	2006	<i>Entandrophragma utile</i>	sipo	0 <sup>R</sup>	1021
Netherlands	2007	<i>Shorea</i> spp.	meranti	0 <sup>R</sup>	1222
Netherlands	2007	<i>Aucoumea klaineana</i>	okoumé	1	458
Netherlands	2007	<i>Entandrophragma utile</i>	sipo	1	1138
Poland	2006	44.03.41	(see accompanying notes)	2	697
Poland	2006	44.03.49.95		1	1327
Poland	2006	44.03.49.10		0 <sup>R</sup>	535
Poland	2006	44.03.49.95	(see accompanying notes)	1	403
Poland	2006	44.03.49.10		0 <sup>R</sup>	133
Portugal	2006	<i>Entandrophragma cylindricum</i>	sapelli	53	488
Portugal	2006	<i>Khaya</i> spp.	acajou d'afrique		
Portugal	2006	<i>Chlorophora</i> spp.	iroko		
Portugal	2006	<i>Entandrophragma utile sprague</i>	sipo	1	623
Portugal	2006		others	62	499
Portugal	2007	<i>Entandrophragma cylindricum</i>	sapelli	48	469
Portugal	2007	<i>Khaya</i> spp.	acajou d'afrique		
Portugal	2007	<i>Chlorophora</i> spp.	iroko		
Portugal	2007	<i>Aucoumea klaineana Pierre</i>	okoumé	1	420
Portugal	2007	<i>Entandrophragma utile Sprague</i>	sipo	1	552
Portugal	2007	<i>Eucalyptus</i> spp.	eucalyptus	23	115
Portugal	2007		others	53	446
Spain	2006	44.03.40	(see accompanying notes)	170	237
Sweden	2006	44.03.40	(see accompanying notes)	2	1027

**Table 3-1-a. Major Tropical Log Species Imported by ITTO Members**

Country	Year	Latin Name or HS Code	Pilot Name/Local Name	Volume 1000 m <sup>3</sup>	Avg. Price \$/m <sup>3</sup>
<b><u>Europe Non EU</u></b>					
Norway	2006	44.03.49.00	(see accompanying notes)	0 <sup>R</sup>	--
<b><u>North Africa</u></b>					
Egypt	2006	<i>Shorea negrosensis</i>	dark red meranti	0 <sup>R</sup>	902
Egypt	2006	<i>Prioria copaifera</i>	cativo	0 <sup>R</sup>	750
Egypt	2006	<i>Lophira</i> spp.	azobe	0 <sup>R</sup>	406
Egypt	2006	<i>Bucida buceras</i>	caracoli	0 <sup>R</sup>	2121
Egypt	2006	<i>Malacantha alnifolia</i>	afara	0 <sup>R</sup>	1234
Egypt	2006	<i>Shorea</i> spp.	yellow Meranti	0 <sup>R</sup>	--
Egypt	2007	<i>Shorea negrosensis</i>	dark red meranti	0 <sup>R</sup>	293
Egypt	2007	<i>Prioria copaifera</i>	cativo	1 <sup>R</sup>	598
Egypt	2007	<i>Lophira</i> spp.	azobe	0 <sup>R</sup>	1601
Egypt	2007	<i>Bucida buceras</i>	caracoli	0 <sup>R</sup>	769
Egypt	2007	<i>Malacantha alnifolia</i>	afara	0 <sup>R</sup>	536
Egypt	2007	<i>Shorea</i> spp.	yellow Meranti	0 <sup>R</sup>	1053
<b><u>North America</u></b>					
Canada	2006	44.03.49.00	(see accompanying notes)	0 <sup>R</sup>	120
Canada	2006	44.03.99.00.99		2	70
Canada	2007	44.03.49.00	(see accompanying notes)	2	98
Canada	2007	44.03.41.00		0 <sup>R</sup>	35
Canada	2007	44.03.99.00.99		1	70
USA	2006	44.03.49.00.00	(see accompanying notes)	1	616
USA	2007	44.03.49.00.00	(see accompanying notes)	2	680
<b><u>PRODUCERS</u></b>					
<b><u>Asia-Pacific</u></b>					
Indonesia	2006	44.03.41.20	(see accompanying notes)	0 <sup>R</sup>	848
Indonesia	2006	44.03.49.40		1	601
Indonesia	2006	44.03.99.98		1	628
Indonesia	2006	44.03.99.99		2	453
Indonesia	2007	44.03.41.90	(see accompanying notes)	0 <sup>R</sup>	637
Indonesia	2007	44.03.41.90.90		0 <sup>R</sup>	204
Indonesia	2007	44.03.99.10		0 <sup>R</sup>	2347
Indonesia	2007	44.03.99.90.90		4	322
Thailand	2006	<i>Tectona grandis</i>	teak	114	681
Thailand	2006	<i>Dipterocarpus</i> spp.	yang	2	264
Thailand	2006	<i>Pterocarpus</i> spp.	pradu	0 <sup>R</sup>	458
Thailand	2006	<i>Dalbergia olveri</i>	ching-chan or ket-daeng	0 <sup>R</sup>	1038
Thailand	2006	<i>Shorea obtusa</i>	teng/rang	0 <sup>R</sup>	479
Thailand	2006	<i>Eucalyptus</i> spp.	eucalyptus	18	21
Thailand	2006		others	106	286
<b><u>Latin America</u></b>					
Brazil	2006		others	0 <sup>R</sup>	91
Brazil	2006		others	0 <sup>R</sup>	49
Mexico	2006	44.03.49.01	(see accompanying notes)	0 <sup>R</sup>	734
Mexico	2006	44.03.49.99		1	153
Mexico	2006	44.03.99.99		2	503
Mexico	2007	44.03.49.01	(see accompanying notes)	0 <sup>R</sup>	787
Mexico	2007	44.03.49.99		1	217
Mexico	2007	44.03.99.99		4	173
Peru	2006	44.03.40	(see accompanying notes)	4	645

Table 3-1-b. Major Tropical Sawwood Species Imported by ITTO Members

Country	Year	Latin Name or HS Code	Pilot Name / Local Name	Volume 1000 m <sup>3</sup>	Avg. Price \$/m <sup>3</sup>
<b>CONSUMERS</b>					
<b>Asia-Pacific</b>					
Australia	2006	<i>Dialianthera</i> spp.	virola	3	544
Australia	2006	<i>Ochroma lagopus</i>	balsa		
Australia	2006	<i>Phoebe porosa</i>	imbuia		
Australia	2006	<i>Swietenia</i> spp.	mahogany		
Australia	2006	<i>Shorea negrosensis</i>	dark red meranti	30	633
Australia	2006	<i>Shorea</i> spp.	light red meranti		
Australia	2006	<i>Shorea rugosa</i>	meranti bakau		
Australia	2006	<i>Parashorea</i> spp., <i>Pentacme</i> spp.	white luan	2	765
Australia	2006	<i>Shorea</i> spp.	white meranti		
Australia	2006	<i>Shorea</i> spp.	yellow meranti		
Australia	2006	<i>Intsia</i> spp.	Merbau	32	851
Australia	2006	<i>Dipterocarpus</i> spp.	Keruing		
Australia	2006	<i>Dryobalanops</i> spp.	Kapur		
Japan	2006	<i>Parashorea</i> spp.	white seraya	27	564
Japan	2006	<i>Parashorea</i> spp., <i>Pentacme</i> spp.	white lauan		
Japan	2006	<i>Shorea albida</i>	alan		
Japan	2006	<i>Shorea</i> spp.	white meranti		
Japan	2006	<i>Shorea</i> spp.	yellow meranti		
Japan	2006	<i>Shorea rugosa</i>	meranti bakau	5	671
Japan	2006	<i>Shorea</i> spp.	dark red meranti		
Japan	2006	<i>Shorea</i> spp.	light red meranti		
Japan	2006	<i>Tectona grandis</i>	teak	1	2462
Japan	2006	<i>Euxylophora paraensis</i>	tsuge/boxwood	1	3715
Japan	2006	<i>Euxylophora</i> spp.	tagayasan, etc.		
Japan	2006	<i>Cedrela</i> spp.	cedar	1	333
Japan	2006	<i>Dialianthera</i> spp.	virola		
Japan	2006	<i>Phoebe porosa</i>	imbuia		
Japan	2006	<i>Swietenia</i> spp.	mahogany		
Japan	2006		others	134	664
Japan	2007	<i>Parashorea</i> spp.	white seraya	26	691
Japan	2007	<i>Parashorea</i> spp., <i>Pentacme</i> spp.	white lauan		
Japan	2007	<i>Shorea albida</i>	alan		
Japan	2007	<i>Shorea</i> spp.	white meranti		
Japan	2007	<i>Shorea</i> spp.	yellow meranti		
Japan	2007	<i>Shorea rugosa</i>	meranti bakau	10	661
Japan	2007	<i>Shorea</i> spp.	dark red meranti		
Japan	2007	<i>Shorea</i> spp.	light red meranti		
Japan	2007	<i>Tectona grandis</i>	teak	1	2707
Japan	2007	<i>Euxylophora paraensis</i>	tsuge/boxwood	1	3656
Japan	2007	<i>Euxylophora</i> spp.	tagayasan, etc.		
Japan	2007	<i>Cedrela</i> spp.	cedar	1	332
Japan	2007	<i>Dialianthera</i> spp.	virola		
Japan	2007	<i>Phoebe porosa</i>	imbuia		
Japan	2007	<i>Swietenia</i> spp.	mahogany		
Japan	2007		others	114	715
New Zealand	2006	44.07.24.10.09	(see accompanying notes)	1	374
New Zealand	2006	44.07.24.20.00		2	67
New Zealand	2006	44.07.24.90.00		0 <sup>R</sup>	--
New Zealand	2006	44.07.26.90.00		0 <sup>R</sup>	--
New Zealand	2006	44.07.29.10.01		1	21
New Zealand	2006	44.07.29.10.09		5	996
New Zealand	2006	44.07.29.90.01		1	1075
New Zealand	2006	44.07.29.40.01		0 <sup>R</sup>	--
New Zealand	2006	44.07.29.30.09		1	556
New Zealand	2006	44.07.29.40.09		0 <sup>R</sup>	--
New Zealand	2006	44.07.29.90.05		0 <sup>R</sup>	--
New Zealand	2006	44.07.29.90.09		0 <sup>R</sup>	--
New Zealand	2007	44.07.21.12.15	(see accompanying notes)	0 <sup>R</sup>	--
New Zealand	2007	44.07.21.25.00		1	8
New Zealand	2007	44.07.21.95.00		0 <sup>R</sup>	--
New Zealand	2007	44.07.22.12.15		0 <sup>R</sup>	--



**Table 3-1-b. Major Tropical Sawwood Species Imported by ITTO Members**

Country	Year	Latin Name or HS Code	Pilot Name / Local Name	Volume 1000 m <sup>3</sup>	Avg. Price \$/m <sup>3</sup>
New Zealand	2007	44.07.22.25.00	(see accompanying notes)	1	95
New Zealand	2007	44.07.22.95.00		1	5
New Zealand	2007	44.07.25.90.00		0 <sup>R</sup>	--
New Zealand	2007	44.07.27.19.00		0 <sup>R</sup>	--
New Zealand	2007	44.07.28.01.10		0 <sup>R</sup>	--
New Zealand	2007	44.07.28.01.19		0 <sup>R</sup>	--
New Zealand	2007	44.07.29.10.01		0 <sup>R</sup>	--
New Zealand	2007	44.07.29.10.09		6	1079
New Zealand	2007	44.07.29.10.39		0 <sup>R</sup>	--
New Zealand	2007	44.07.29.90.01		1	1979
New Zealand	2007	44.07.29.90.10		0 <sup>R</sup>	--
New Zealand	2007	44.07.29.10.10		1	778
New Zealand	2007	44.07.29.10.27		1	761
New Zealand	2007	44.07.29.90.19		0 <sup>R</sup>	--
New Zealand	2007	44.07.29.30.09		0 <sup>R</sup>	--
New Zealand	2007	44.07.29.90.07		0 <sup>R</sup>	--
New Zealand	2007	44.07.29.90.09		0 <sup>R</sup>	--
New Zealand	2007	44.07.29.90.27		0 <sup>R</sup>	--
New Zealand	2007	44.07.29.90.39		0 <sup>R</sup>	--
Rep. of Korea	2006	44.07.24.20.00	(see accompanying notes)	0 <sup>R</sup>	--
Rep. of Korea	2006	44.07.24.40.00		0 <sup>R</sup>	--
Rep. of Korea	2006	44.07.25.00.00		25	426
Rep. of Korea	2006	44.07.26.00.00		14	330
Rep. of Korea	2006	44.07.29.10.00		3	581
Rep. of Korea	2006	44.07.29.20.00		0 <sup>R</sup>	--
Rep. of Korea	2006	44.07.29.30.00		0 <sup>R</sup>	--
Rep. of Korea	2006		others	204	353
Rep. of Korea	2007	44.07.21.00.00	(see accompanying notes)	1	787
Rep. of Korea	2007	44.07.22.00.00		0 <sup>R</sup>	766
Rep. of Korea	2007	44.07.25.00.00		23	462
Rep. of Korea	2007	44.07.26.00.00		7	404
Rep. of Korea	2007	44.07.27.00.00		0 <sup>R</sup>	1197
Rep. of Korea	2007	44.07.29.10.00		2	549
Rep. of Korea	2007	44.07.29.20.00		0 <sup>R</sup>	1659
Rep. of Korea	2007	44.07.29.90.00	(see accompanying notes)	] 192	431
Rep. of Korea	2007	44.07.99.90.10			
<b>EU</b>					
Finland	2006	44.07.24.00.00	(see accompanying notes)	1	894
Finland	2006	44.07.25.00.00		0 <sup>R</sup>	--
Finland	2006	44.07.26.00.00		0 <sup>R</sup>	--
Finland	2006	44.07.29.00.00		7	1287
Finland	2006	44.07.99.00.00		2	891
Finland	2007	44.07.20.00.00	(see accompanying notes)	6	1555
Finland	2007	44.07.99.96.00		0 <sup>R</sup>	2091
Finland	2007	44.07.99.98.00		2	1123
France	2006	<i>Dialianthera</i> spp.	virola	] 2	711
France	2006	<i>Ochroma lagopus</i>	balsa		
France	2006	<i>Phoebe porosa</i>	imbuia		
France	2006	<i>Swietenia</i> spp.	mahogany		
France	2006	<i>Shorea rugosa</i>	meranti bakau	] 22	711
France	2006	<i>Shorea</i> spp.	dark red meranti		
France	2006	<i>Shorea</i> spp.	light red meranti		
France	2006	<i>Parashorea</i> spp.	white seraya	] 4	711
France	2006	<i>Parashorea</i> spp., <i>Pentacme</i> spp.	white lauan		
France	2006	<i>Shorea albida</i>	alan		
France	2006	<i>Shorea</i> spp.	white meranti		
France	2006	<i>Shorea</i> spp.	yellow meranti	] 384	711
France	2006		others		
France	2007	<i>Dialianthera</i> spp.	virola	] 2	636
France	2007	<i>Ochroma lagopus</i>	balsa		
France	2007	<i>Phoebe porosa</i>	imbuia		
France	2007	<i>Swietenia</i> spp.	mahogany		
France	2007	<i>Shorea rugosa</i>	meranti bakau	] 33	636
France	2007	<i>Shorea</i> spp.	dark red meranti		
France	2007	<i>Shorea</i> spp.	light red meranti		

**Table 3-1-b. Major Tropical Sawwood Species Imported by ITTO Members**

Country	Year	Latin Name or HS Code	Pilot Name / Local Name	Volume 1000 m <sup>3</sup>	Avg. Price \$/m <sup>3</sup>
France	2007	<i>Parashorea</i> spp.	white seraya	5	636
France	2007	<i>Parashorea</i> spp., <i>Pentacme</i> spp.	white lauan		
France	2007	<i>Shorea albida</i>	alan		
France	2007	<i>Shorea</i> spp.	white meranti		
France	2007	<i>Shorea</i> spp.	yellow meranti	465	636
France	2007		others		
Germany	2006	44.07.24.15	(see accompanying notes)	0 <sup>R</sup>	4830
Germany	2006	44.07.24.30		1	478
Germany	2006	44.07.24.90		1	990
Germany	2006	44.07.25.10		0 <sup>R</sup>	1380
Germany	2006	44.07.25.30		1	1044
Germany	2006	44.07.25.50		0 <sup>R</sup>	1557
Germany	2006	44.07.25.90		43	832
Germany	2006	44.07.26.30		0 <sup>R</sup>	1505
Germany	2006	44.07.26.90		4	680
Germany	2006	44.07.29.05		0 <sup>R</sup>	2035
Germany	2006	44.07.29.30		6	758
Germany	2006	44.07.29.61		5	500
Germany	2006	44.07.29.69		76	768
Germany	2006	44.07.29.83		2	964
Germany	2006	44.07.29.95		27	791
Germany	2007	44.07.21.99	(see accompanying notes)	0 <sup>R</sup>	1447
Germany	2007	44.07.22.10		0 <sup>R</sup>	4517
Germany	2007	44.07.22.91		2	466
Germany	2007	44.07.22.99		1	668
Germany	2007	44.07.25.10		0 <sup>R</sup>	1848
Germany	2007	44.07.25.30		1	1248
Germany	2007	44.07.25.90		27	977
Germany	2007	44.07.26.10		1	746
Germany	2007	44.07.26.30		0 <sup>R</sup>	919
Germany	2007	44.07.26.90		5	817
Germany	2007	44.07.27.91		0 <sup>R</sup>	981
Germany	2007	44.07.27.99		19	849
Germany	2007	44.07.28.91		0 <sup>R</sup>	1715
Germany	2007	44.07.28.99		4	845
Germany	2007	44.07.29.15		0 <sup>R</sup>	1539
Germany	2007	44.07.29.20		0 <sup>R</sup>	593
Germany	2007	44.07.29.25		5	852
Germany	2007	44.07.29.45		0 <sup>R</sup>	924
Germany	2007	44.07.29.61		10	503
Germany	2007	44.07.29.68		45	934
Germany	2007	44.07.29.83		2	1420
Germany	2007	44.07.29.85		0 <sup>R</sup>	821
Germany	2007	44.07.29.95		33	898
Netherlands	2006	<i>Lophira</i> spp.	azobé	10	604
Netherlands	2006	<i>Shorea</i> spp.	meranti	210	1135
Netherlands	2006		others	245	821
Netherlands	2007	<i>Lophira</i> spp.	azobe	14	537
Netherlands	2007	<i>Chlorophora</i> spp.	iroko	6	1009
Netherlands	2007	<i>Entandrophragma cylindricum</i>	sapelli	31	965
Netherlands	2007	<i>Swietenia</i> spp.	mahogany	5	1023
Netherlands	2007	<i>Shorea</i> spp.	meranti	145	1279
Netherlands	2007	<i>Dialianthera</i> spp.	virola	0 <sup>R</sup>	560
Netherlands	2007		others	258	746
Norway	2006	44.07.29.00	(see accompanying notes)	2	1697
Norway	2007	44.07.29.00	(see accompanying notes)	1	2595
Poland	2006	44.07.29.69	(see accompanying notes)	11	880
Poland	2006	44.07.99.96		5	635
Poland	2006	44.07.25.90		5	1220
Poland	2006	44.07.29.95		3	1071
Poland	2007	44.07.99.96	(see accompanying notes)	8	664
Poland	2007	44.07.25.90		6	1472
Poland	2007	44.07.29.95		8	723
Poland	2007	44.07.29.68		4	1081
Portugal	2006	<i>Dialianthera</i> spp.	virola	1	792
Portugal	2006	<i>Ochroma lagopus</i>	balsa		
Portugal	2006	<i>Phoebe porosa</i>	imbuia		
Portugal	2006	<i>Swietenia</i> spp.	mahogany		

**Table 3-1-b. Major Tropical Sawwood Species Imported by ITTO Members**

Country	Year	Latin Name or HS Code	Pilot Name / Local Name	Volume 1000 m <sup>3</sup>	Avg. Price \$/m <sup>3</sup>
Portugal	2006	<i>Shorea</i> spp.	meranti bakau	0 <sup>R</sup>	--
Portugal	2006	<i>Shorea</i> spp.	dark red meranti		
Portugal	2006	<i>Shorea</i> spp.	light red meranti		
Portugal	2006	<i>Parashorea</i> spp.	white seraya	0 <sup>R</sup>	--
Portugal	2006	<i>Parashorea</i> spp., <i>Pentacme</i> spp.	white lauan		
Portugal	2006	<i>Shorea albida</i>	alan		
Portugal	2006	<i>Shorea</i> spp.	white meranti		
Portugal	2006	<i>Shorea</i> spp.	yellow meranti		
Portugal	2006	<i>Lophira</i> spp.	Azobe	0 <sup>R</sup>	--
Portugal	2006		others	99	801
Portugal	2007	<i>Swietenia</i> spp.	Mahogany	0 <sup>R</sup>	--
Portugal	2007	<i>Dialianthera</i> spp.	virola	0 <sup>R</sup>	--
Portugal	2007	<i>Ochroma lagopus</i>	balsa		
Portugal	2007	<i>Phoebe porosa</i>	imbuia		
Portugal	2007	<i>Swietenia</i> spp.	mahogany		
Portugal	2007	<i>Shorea</i> spp.	meranti bakau	1	525
Portugal	2007	<i>Shorea</i> spp.	dark red meranti		
Portugal	2007	<i>Shorea</i> spp.	light red meranti		
Portugal	2007	<i>Parashorea</i> spp.	white seraya	1	462
Portugal	2007	<i>Parashorea</i> spp., <i>Pentacme</i> spp.	white lauan		
Portugal	2007	<i>Shorea albida</i>	alan		
Portugal	2007	<i>Shorea</i> spp.	white meranti		
Portugal	2007	<i>Shorea</i> spp.	yellow meranti		
Portugal	2007	<i>Entandrophragma cylindricum</i>	sapelli	8	860
Portugal	2007	<i>Chlorophora excelsa</i>	Iroko	3	697
Portugal	2007		others	115	801
Spain	2006	44.07.20.00	(see accompanying notes)	379	552
Sweden	2006	44.07.20.00	(see accompanying notes)	11	1179
<b>Europe Non EU</b>					
Norway	2006	44.07.24.00	(see accompanying notes)	0 <sup>R</sup>	--
Norway	2006	44.07.25.00		0 <sup>R</sup>	--
Norway	2006	44.07.26.00		0 <sup>R</sup>	--
Norway	2006	44.07.29.00		2	1670
<b>North Africa</b>					
Egypt	2006	<i>Malacantha alnifolia</i>	afara	0 <sup>R</sup>	4942
Egypt	2006	<i>Pterocarpus soyauxii</i>	padouk	0 <sup>R</sup>	142
Egypt	2006	<i>khaya ivorensis</i>	african mahogany	0 <sup>R</sup>	306
Egypt	2007	<i>Prioria copaifera</i>	cativo	0 <sup>R</sup>	157
Egypt	2007	<i>Lophira</i> spp.	ekki-eba	0 <sup>R</sup>	243
Egypt	2007	<i>lovoa trichilioides</i>	dibétou	0 <sup>R</sup>	1607
Egypt	2007	<i>Malacantha alnifolia</i>	afara	0 <sup>R</sup>	1120
Egypt	2007	<i>Pterocarpus soyauxii</i>	padouk	0 <sup>R</sup>	852
Egypt	2007	<i>khaya ivorensis</i>	african mahogany	0 <sup>R</sup>	286
<b>North America</b>					
Canada	2006	44.07.24.00.10	(see accompanying notes)	2	332
Canada	2006	44.07.24.00.20		2	1381
Canada	2006	44.07.24.00.30		1	113
Canada	2006	44.07.24.00.40		1	607
Canada	2006	44.07.25.00.00		0 <sup>R</sup>	--
Canada	2006	44.07.26.00.00		0 <sup>R</sup>	--
Canada	2006	44.07.29.00.10		2	774
Canada	2006	44.07.29.00.90		14	836
Canada	2006	44.07.99.00.90		16	228
Canada	2007	44.07.21.00.00	(see accompanying notes)	10	313
Canada	2007	44.07.22.00.10		2	406
Canada	2007	44.07.22.00.30		16	186
Canada	2007	44.07.22.00.20		1	666
Canada	2007	44.07.25.00.00		0 <sup>R</sup>	--
Canada	2007	44.07.27.00.00		11	359
Canada	2007	44.07.28.00.00		0 <sup>R</sup>	--
Canada	2007	44.07.29.00.10		1	1756
Canada	2007	44.07.29.00.90		21	559

**Table 3-1-b. Major Tropical Sawwood Species Imported by ITTO Members**

Country	Year	Latin Name or HS Code	Pilot Name / Local Name	Volume 1000 m <sup>3</sup>	Avg. Price \$/m <sup>3</sup>
Canada	2007	44.07.99.00.90	(see accompanying notes)	15	314
USA	2006	44.07.24.00.00	(see accompanying notes)	0 <sup>R</sup>	--
USA	2006	44.07.24.00.05		0 <sup>R</sup>	651
USA	2006	44.07.24.00.10		36	390
USA	2006	44.07.24.00.25		17	1407
USA	2006	44.07.24.00.30		8	1132
USA	2006	44.07.24.00.90		8	457
USA	2006	44.07.24.00.95		6	449
USA	2006	44.07.25.00.00		12	843
USA	2006	44.07.26.00.00		0 <sup>R</sup>	747
USA	2006	44.07.29.00.00		0 <sup>R</sup>	--
USA	2006	44.07.29.00.05		5	1695
USA	2006	44.07.29.00.10		4	307
USA	2006	44.07.29.00.25		2	575
USA	2006	44.07.29.00.30		14	558
USA	2006	44.07.29.00.90		36	713
USA	2006	44.07.29.00.95		28	828
USA	2007	44.07.25.0000	(see accompanying notes)	14	999
<b>PRODUCERS</b>					
<b>Asia-Pacific</b>					
Indonesia	2006	44.07.24.10	(see accompanying notes)	0 <sup>R</sup>	700
Indonesia	2006	44.07.25.10		0 <sup>R</sup>	720
Indonesia	2006	44.07.25.90		2	566
Indonesia	2006	44.07.26.19		0 <sup>R</sup>	593
Indonesia	2006	44.07.29.11		0 <sup>R</sup>	1189
Indonesia	2006	44.07.29.13		1	547
Indonesia	2006	44.07.29.19		1	566
Indonesia	2006	44.07.29.31		0 <sup>R</sup>	1660
Indonesia	2006	44.07.29.93		0 <sup>R</sup>	1061
Indonesia	2006	44.07.99.15		46	584
Indonesia	2006	44.07.99.99.50		0 <sup>R</sup>	458
Indonesia	2006	44.07.99.99.90		1	1133
Indonesia	2007	44.07.21.00.90	(see accompanying notes)	0 <sup>R</sup>	2317
Indonesia	2007	44.07.25.10.10		3	566
Indonesia	2007	44.07.25.10.90		4	585
Indonesia	2007	44.07.26.00.10		0 <sup>R</sup>	723
Indonesia	2007	44.07.26.00.90		0 <sup>R</sup>	2175
Indonesia	2007	44.07.27.00.90		0 <sup>R</sup>	3240
Indonesia	2007	44.07.28.00.90		1	854
Indonesia	2007	44.07.29.11.10		0 <sup>R</sup>	2076
Indonesia	2007	44.07.29.19.00		0 <sup>R</sup>	109571
Indonesia	2007	44.07.29.31.20		0 <sup>R</sup>	5186
Indonesia	2007	44.07.29.39.00		2	860
Indonesia	2007	44.07.29.49.00		0 <sup>R</sup>	522
Indonesia	2007	44.07.29.61.10		0 <sup>R</sup>	979
Indonesia	2007	44.07.29.69.00		2	1264
Indonesia	2007	44.07.29.99.00		2	755
Indonesia	2007	44.07.99.00.10		1	562
Indonesia	2007	44.07.99.00.20		1	1055
Indonesia	2007	44.07.99.00.90		35	629
Thailand	2006	<i>Tectona grandis</i>	teak	33	430
Thailand	2006	<i>Dipterocarpus</i> spp.	yang	155	199
Thailand	2006	<i>Pterocarpus</i> spp.	pradu	11	405
Thailand	2006	<i>Shorea</i> spp.	saya/light red meranti	4	276
Thailand	2006	<i>Hopea odorata</i>	takien	24	316
Thailand	2006	<i>Dalbergia olveri</i>	ching-chan/ket-daeng	1	353
Thailand	2006	<i>Shorea obtusa</i>	teng/rang	23	187
Thailand	2006	<i>Hevea Brasiliensis</i> Muell. Arg.	pararubber wood	1	232
Thailand	2006		others	434	965
Philippines	2006	<i>Shorea</i> spp.	dark red meranti	2	449
Philippines	2007	<i>Dialianthera</i> spp.	virola	0 <sup>R</sup>	2017
Philippines	2007	<i>Ochroma lagopus</i>	balsa		
Philippines	2007	<i>Shorea</i> spp.	dark red meranti	2	57
<b>Latin America</b>					
Brazil	2006	<i>Virola</i> spp.	virola/balsa	0 <sup>R</sup>	4244
Brazil	2006	<i>Tabebuia</i> spp.	ipe	0 <sup>R</sup>	214
Brazil	2006	<i>Balfourodendron riedelianum</i>	pau marfim	10	86

**Table 3-1-b. Major Tropical Sawwood Species Imported by ITTO Members**

Country	Year	Latin Name or HS Code	Pilot Name / Local Name	Volume 1000 m <sup>3</sup>	Avg. Price \$/m <sup>3</sup>
Brazil	2006	<i>Nectandra</i> spp./ <i>Ocotea</i> spp.	louro	0 <sup>R</sup>	72
Brazil	2006	<i>Senna</i> spp./ <i>Peltophorum</i> spp.	canafistula	7	22
Brazil	2006	<i>Astronium urundeuva</i>	urundei	3	21
Brazil	2006	<i>Arachis hypogaea</i> L.	amendoim	1	30
Brazil	2006	<i>Anadenanthera</i> spp./ <i>Parapiptadenia</i> spp.	angico preto	3	33
Brazil	2006	<i>Swietenia macrophylla</i>	mogno-	0 <sup>R</sup>	207
Brazil	2006	<i>Aspidospema</i> spp./ <i>Paratecoma</i> spp.	peroba	3	42
Brazil	2006	<i>Myroxylon</i> spp.	cabreuva parda	0 <sup>R</sup>	226
Brazil	2006		others	52	52
Brazil	2007	<i>Ocotea</i> spp.	imbuia	1	4157
Brazil	2007	<i>Virola</i> spp.	virola/balsa	1	4157
Brazil	2007	<i>Cedrella</i> spp.	cedro	0 <sup>R</sup>	484
Brazil	2007	<i>Tabebuia</i> spp.	ipe	1	145
Brazil	2007	<i>Balfourodendron riedelianum</i>	pau marfim	24	85
Brazil	2007	<i>Nectandra</i> spp./ <i>Ocotea</i> spp.	louro	0 <sup>R</sup>	26
Brazil	2007	<i>Senna</i> spp./ <i>Peltophorum</i> spp.	canafistula	11	25
Brazil	2007	<i>Astronium urundeuva</i>	urundei	3	22
Brazil	2007	<i>Arachis hypogaea</i> L.	amendoim	1	32
Brazil	2007	<i>Patagonula bahiensis</i>	guaivira	12	22
Brazil	2007	<i>Anadenanthera</i> spp.	angico preto	8	38
Brazil	2007	<i>Aspidospema</i> spp./ <i>Paratecoma</i> spp.	peroba	5	37
Brazil	2007	<i>Myroxylon</i> spp.	cabreuva parda	0 <sup>R</sup>	153
Brazil	2007		others	56	66
Mexico	2006	44.07.24.01	(see accompanying notes)	11 <sup>I</sup>	214
Mexico	2006	44.07.24.99		0 <sup>R</sup>	1586
Mexico	2006	44.07.25.01		0 <sup>R</sup>	1231
Mexico	2006	44.07.29.01		1	952
Mexico	2006	44.03.29.03		6 <sup>I</sup>	271
Mexico	2006	44.07.29.99		12	542
Mexico	2007	44.07.24.99	(see accompanying notes)	3	105
Mexico	2007	44.07.25.01		0 <sup>R</sup>	--
Mexico	2007	44.07.29.01		0 <sup>R</sup>	--
Mexico	2007	44.03.29.03		72	237
Mexico	2007	44.07.29.99		19	473
Peru	2006	<i>Cedrela</i> spp.	cedro	1	492
Peru	2006	<i>Coumarouna odorata</i>	shihuahuaco		
Peru	2006	<i>Juglans</i> spp.	nogal		
Peru	2006	<i>Swietenia</i> spp.	caoba		
Peru	2006	<i>Virola</i> spp.	cumala		
Venezuela	2006	<i>Quercus Agrifolia</i>	encina	0 <sup>R</sup>	889
Venezuela	2006	<i>Tabebuia rosea</i>	roble	0 <sup>R</sup>	889
Venezuela	2006	<i>Diplotropis</i> spp.	alcornoque	0 <sup>R</sup>	889
Venezuela	2006	<i>Virolla</i> spp.	virola	0 <sup>RI</sup>	875
Venezuela	2006	<i>Swietenia</i> spp.	mahogany	0 <sup>RI</sup>	875
Venezuela	2006	<i>Ocotea porosa</i>	imbuia	0 <sup>RI</sup>	875
Venezuela	2006	<i>Ochroma lagopus</i>	balsa	0 <sup>RI</sup>	875
Venezuela	2006	<i>Fagus sylvatica</i>	haya	0 <sup>RI</sup>	1174
Venezuela	2007	<i>Virolla</i> spp.	virola	63	959
Venezuela	2007	<i>Swietenia</i> spp.	mahogany		
Venezuela	2007	<i>Ocotea porosa</i>	imbuia		
Venezuela	2007	<i>Ochroma lagopus</i>	balsa		
Venezuela	2007	<i>Shorea</i> spp.	dark red meranti		
Venezuela	2007	<i>Shorea</i> spp.	light red meranti		
Venezuela	2007	<i>Shorea rugosa</i>	meranti bakau		

**Table 3-1-c. Major Tropical Veneer Species Imported by ITTO Members**

Country	Year	Latin Name or HS Code	Pilot Name/Local Name	Volume 1000 m <sup>3</sup>	Avg. Price \$/m <sup>3</sup>
<b>CONSUMERS</b>					
<b>Asia-Pacific</b>					
Australia	2006	<i>Shorea negrosensis</i>	dark red meranti	0 <sup>R</sup>	798
Australia	2006	<i>Shorea</i> spp.	light red meranti		
Australia	2006	<i>Shorea rugosa</i>	meranti bakau		
Japan	2006	<i>Shorea rugosa</i>	meranti bakau	10	514
Japan	2006	<i>Shorea</i> spp.	dark red meranti		
Japan	2006	<i>Shorea</i> spp.	light red meranti		
Japan	2006	<i>Tectona grandis</i>	teak	0 <sup>R</sup>	--
Japan	2006	<i>Pterocarpus</i> spp.	padok	0 <sup>R</sup>	--
Japan	2006	<i>Dyera costulata</i>	jelutong	0 <sup>R</sup>	--
Japan	2006		tsuge	0 <sup>R</sup>	--
Japan	2006		tagayasan		
Japan	2006		others	13	687
Japan	2007	<i>Shorea rugosa</i>	meranti bakau	6	534
Japan	2007	<i>Shorea</i> spp.	dark red meranti		
Japan	2007	<i>Shorea</i> spp.	light red meranti		
Japan	2007	<i>Tectona grandis</i>	teak	0 <sup>R</sup>	--
Japan	2007	<i>Pterocarpus</i> spp.	padok	0 <sup>R</sup>	--
Japan	2007	<i>Dyera costulata</i>	jelutong	0 <sup>R</sup>	--
Japan	2007		tsuge	0 <sup>R</sup>	--
Japan	2007		tagayasan		
Japan	2007		others	14	781
New Zealand	2006	44.08.31.90.39	(see accompanying notes)	0 <sup>R</sup>	--
New Zealand	2006	44.08.39.90.09		0 <sup>R</sup>	--
New Zealand	2006	44.08.39.90.29		0 <sup>R</sup>	--
New Zealand	2006	44.08.39.90.39		0 <sup>R</sup>	--
New Zealand	2006	44.08.90.02.09		0 <sup>R</sup>	--
New Zealand	2006	44.08.90.08.31		0 <sup>R</sup>	--
New Zealand	2006	44.08.90.08.39		0 <sup>R</sup>	--
New Zealand	2007	44.08.31.90.39	(see accompanying notes)	0 <sup>R</sup>	--
New Zealand	2007	44.08.39.90.09		0 <sup>R</sup>	--
New Zealand	2007	44.08.39.90.11		0 <sup>R</sup>	--
New Zealand	2007	44.08.39.90.29		0 <sup>R</sup>	--
New Zealand	2007	44.08.39.90.39		0 <sup>R</sup>	--
New Zealand	2007	44.08.39.90.49		0 <sup>R</sup>	--
New Zealand	2007	44.08.39.90.61		0 <sup>R</sup>	--
New Zealand	2007	44.08.90.02.09		0 <sup>R</sup>	--
New Zealand	2007	44.08.90.08.39		0 <sup>R</sup>	--
Rep. of Korea	2006	44.08.39.90.10	(see accompanying notes)	0 <sup>R</sup>	--
Rep. of Korea	2006	44.08.39.90.50		3	266
Rep. of Korea	2006		others	206	258
Rep. of Korea	2007	44.08.31.30.00	(see accompanying notes)	0 <sup>R</sup>	10588
Rep. of Korea	2007	44.08.31.90.11		15	424
Rep. of Korea	2007	44.08.31.90.12		0 <sup>R</sup>	2935
Rep. of Korea	2007	44.08.31.90.21		1	234
Rep. of Korea	2007	44.08.39.90.11		0 <sup>R</sup>	5873
Rep. of Korea	2007	44.08.39.90.12		0 <sup>R</sup>	4831
Rep. of Korea	2007	44.08.39.90.19		0 <sup>R</sup>	3869
Rep. of Korea	2007	44.08.39.90.31		0 <sup>R</sup>	2702
Rep. of Korea	2007	44.08.39.90.32		0 <sup>R</sup>	6845
Rep. of Korea	2007	44.08.39.90.59		0 <sup>R</sup>	11490
Rep. of Korea	2007	44.08.39.60.00		144	417
Rep. of Korea	2007	44.08.39.90.91			
Rep. of Korea	2007	44.08.39.90.92			
Rep. of Korea	2007	44.08.39.90.99			
Rep. of Korea	2007	44.08.90.99.12			
Rep. of Korea	2007	44.08.90.99.13			
Rep. of Korea	2007	44.08.90.99.19			
Rep. of Korea	2007	44.08.90.99.19			
<b>EU</b>					
Finland	2006	44.08.31.00.00	(see accompanying notes)	0 <sup>R</sup>	2853
Finland	2006	44.08.39.00.00		1	1959
Finland	2006	44.08.90.00.00		0 <sup>R</sup>	654

**Table 3-1-c. Major Tropical Veneer Species Imported by ITTO Members**

Country	Year	Latin Name or HS Code	Pilot Name/Local Name	Volume 1000 m <sup>3</sup>	Avg. Price \$/m <sup>3</sup>
Finland	2007	44.08.90.85.00	(see accompanying notes)	0 <sup>R</sup>	5731
Finland	2007	44.08.90.95.00		0 <sup>R</sup>	3291
Finland	2007	44.08.30.00.00		1	2313
France	2006	<i>Shorea rugosa</i>	meranti bakau	0 <sup>R</sup>	2636
France	2006	<i>Shorea</i> spp.	dark red meranti		
France	2006	<i>Shorea</i> spp.	light red meranti		
France	2006	<i>Parashorea</i> spp., <i>Pentacme</i> spp.	white lauan	97	827
France	2006	<i>Entandrophragma utile</i>	sipo		
France	2006	<i>Terminalia superba</i>	limba		
France	2006	<i>Aucouméa klainéa</i>	okoumé		
France	2006	<i>Khaya</i> spp.	acajou		
France	2006	<i>Entandrophragma cylindricum</i>	sapelli		
France	2006	<i>Swietenia</i> spp.	mahogany		
France	2006	<i>Dalbergia decipularis</i>	palissandre de rose		
France	2006		others		
France	2007	<i>Shorea rugosa</i>	meranti bakau	0 <sup>R</sup>	2767
France	2007	<i>Shorea</i> spp.	dark red meranti		
France	2007	<i>Shorea</i> spp.	light red meranti		
France	2007	<i>Parashorea</i> spp., <i>Pentacme</i> spp.	white lauan	118	868
France	2007	<i>Entandrophragma utile</i>	sipo		
France	2007	<i>Terminalia superba</i>	limba		
France	2007	<i>Aucouméa klainéa</i>	okoumé		
France	2007	<i>Khaya</i> spp.	acajou		
France	2007	<i>Entandrophragma cylindricum</i>	sapelli		
France	2007	<i>Swietenia</i> spp.	mahogany		
France	2007	<i>Dalbergia decipularis</i>	palissandre de rose		
France	2007		others		
Germany	2006	44.08.31.11	(see accompanying notes)	0 <sup>R</sup>	1505
Germany	2006	44.08.31.30		0 <sup>R</sup>	1323
Germany	2006	44.08.39.15		0 <sup>R</sup>	3764
Germany	2006	44.08.39.31		2	2068
Germany	2006	44.08.39.35		5	526
Germany	2006	44.08.39.55		0 <sup>R</sup>	5199
Germany	2006	44.08.39.70		2	1517
Germany	2006	44.08.39.85		6	1927
Germany	2006	44.08.39.95		21	398
Germany	2007	44.08.39.15	(see accompanying notes)	0 <sup>R</sup>	3224
Germany	2007	44.08.39.21		0 <sup>R</sup>	--
Germany	2007	44.08.39.31		2	2098
Germany	2007	44.08.39.35		1	1769
Germany	2007	44.08.39.55		0 <sup>R</sup>	4231
Germany	2007	44.08.39.70		2	1454
Germany	2007	44.08.39.85		6	2630
Germany	2007	44.08.39.95		24	491
Netherlands	2006		others	15	972
Poland	2006	44.08.39.85.00	(see accompanying notes)	0 <sup>R</sup>	5618
Poland	2006	44.08.39.31.00		0 <sup>R</sup>	3193
Poland	2006	44.08.39.85.00	(see accompanying notes)	0 <sup>R</sup>	3694
Poland	2006	44.08.39.31.00		1	4157
Poland	2006	44.08.39.55.00		0 <sup>R</sup>	4161
Portugal	2006	<i>Khaya</i> spp.	acajou d'afrigue	1	1372
Portugal	2006	<i>Shorea</i> spp.	dark red meranti		
Portugal	2006	<i>Shorea</i> spp.	light red meranti		
Portugal	2006	<i>Parashorea</i> spp., <i>Pentacme</i> spp.	white lauan		
Portugal	2006		others	19	511
Portugal	2007	<i>Khaya</i> spp.	acajou d'afrigue	0 <sup>R</sup>	--
Portugal	2007	<i>Shorea</i> spp.	dark red meranti		
Portugal	2007	<i>Shorea</i> spp.	light red meranti		
Portugal	2007	<i>Parashorea</i> spp., <i>Pentacme</i> spp.	white lauan		
Portugal	2007		others	6	222
Spain	2006	44.08.30.00	(see accompanying notes)	41	1311
Sweden	2006	44.08.30.00	(see accompanying notes)	3	2728

**Table 3-1-c. Major Tropical Veneer Species Imported by ITTO Members**

Country	Year	Latin Name or HS Code	Pilot Name/Local Name	Volume 1000 m <sup>3</sup>	Avg. Price \$/m <sup>3</sup>
<b><u>Europe Non EU</u></b>					
Norway	2006	44.08.31.10.00	(see accompanying notes)	0 <sup>R</sup>	--
Norway	2006	44.08.31.90.00		0 <sup>R</sup>	--
Norway	2006	44.08.39.10.00	(see accompanying notes)	0 <sup>R</sup>	--
Norway	2006	44.08.39.90.00		0 <sup>R</sup>	--
<b><u>North Africa</u></b>					
Egypt	2006	<i>Lophira</i> spp.	ekki-eba	0 <sup>R</sup>	1055
Egypt	2006	<i>Pterocarpus soyauxii</i>	padouk	1	1033
Egypt	2006	<i>Prioria copaifera</i>	cativo	7	4145
Egypt	2006	<i>Malacantha alnifolia</i>	afara	0 <sup>R</sup>	420
Egypt	2006	<i>khaya ivorensis</i>	african mahogany	0 <sup>R</sup>	658
Egypt	2007	<i>Lophira</i> spp.	ekki-eba	3	1286
Egypt	2007	<i>Pterocarpus soyauxii</i>	padouk	2	999
Egypt	2007	<i>Shorea</i> spp.	dark red meranti	1	2211
Egypt	2007	<i>Prioria copaifera</i>	cativo	0 <sup>R</sup>	5545
Egypt	2007	<i>Malacantha alnifolia</i>	afara	0 <sup>R</sup>	1780
Egypt	2007	<i>khaya ivorensis</i>	african mahogany	1	611
<b><u>North America</u></b>					
Canada	2006	44.08.31.90.00	(see accompanying notes)	0 <sup>R</sup>	--
Canada	2006	44.08.39.10.10		0 <sup>R</sup>	--
Canada	2006	44.08.39.10.90		0 <sup>R</sup>	--
Canada	2006	44.08.39.90.10		1	679
Canada	2006	44.08.39.90.20		0 <sup>R</sup>	--
Canada	2006	44.08.39.90.90		3	941
Canada	2006	44.08.90.10.29		0 <sup>R</sup>	--
Canada	2006	44.08.90.90.29		0 <sup>R</sup>	--
Canada	2006	44.08.90.90.30		0 <sup>R</sup>	--
Canada	2007	44.08.31.10.00	(see accompanying notes)	0 <sup>R</sup>	--
Canada	2007	44.08.31.90.00		0 <sup>R</sup>	--
Canada	2007	44.08.39.10.90		0 <sup>R</sup>	--
Canada	2007	44.08.39.90.10		2	569
Canada	2007	44.08.39.90.20		0 <sup>R</sup>	--
Canada	2007	44.08.39.90.90		4	1236
Canada	2007	44.08.90.10.29		0 <sup>R</sup>	--
Canada	2007	44.08.90.90.29		3	1412
Canada	2007	44.08.90.90.30		0 <sup>R</sup>	--
USA	2006	44.08.31.01.00	(see accompanying notes)	0 <sup>R</sup>	1572
USA	2006	44.08.39.01.00		89	199
USA	2007	44.08.31.01.00	(see accompanying notes)	0 <sup>R</sup>	1819
<b><u>PRODUCERS</u></b>					
<b><u>Asia-Pacific</u></b>					
Indonesia	2006	44.08.31.90	(see accompanying notes)	0 <sup>R</sup>	310
Indonesia	2006	44.08.39.90		4	3928
Indonesia	2006	44.08.90.90		7	12786
Indonesia	2007	44.08.31.00	(see accompanying notes)	1	594
Indonesia	2007	44.08.39.10		0 <sup>R</sup>	176
Indonesia	2007	44.08.39.90		4	5266
Indonesia	2007	44.08.90.00		7	13223
Indonesia	2007	44.09.21.00		0 <sup>R</sup>	51
Indonesia	2007	44.09.29.00		3	3148
Philippines	2006	<i>Shorea</i> spp.	tanguile	] 3	282
Philippines	2006	<i>Shorea</i> spp.	white lauan		
Philippines	2007	<i>Shorea</i> spp.	tanguile	] 4	611
Philippines	2007	<i>Shorea</i> spp.	white lauan		
Philippines	2007	<i>Shorea</i> spp.	dark red meranti	] 0 <sup>R</sup>	1085
Philippines	2007	<i>Shorea</i> spp.	light red meranti		
<b><u>Latin America</u></b>					
Brazil	2006	<i>Shorea</i> spp.	dark red meranti	0 <sup>R</sup>	7596
Brazil	2006	<i>Cedrella fissilis</i>	cedro	1	107
Brazil	2006	<i>Balfourodendron riedelianum</i>	pau-marfim	2	171
Brazil	2006		others	7	1086



**Table 3-1-c. Major Tropical Veneer Species Imported by ITTO Members**

Country	Year	Latin Name or HS Code	Pilot Name/Local Name	Volume 1000 m <sup>3</sup>	Avg. Price \$/m <sup>3</sup>
Brazil	2007	<i>Shorea</i> spp.	dark red meranti	0 <sup>R</sup>	6974
Brazil	2007	<i>Cedrella fissilis</i>	cedro	0 <sup>R</sup>	1604
Brazil	2007	<i>Balfourodendron riedelianum</i>	pau-marfim	2	175
Brazil	2007		others	14	821
Mexico	2006	44.08.31.01	(see accompanying notes)	0 <sup>R</sup>	334
Mexico	2006	44.08.39.99		6	233
Mexico	2006	44.08.90.99		1	38
Mexico	2007	44.08.31.01	(see accompanying notes)	1	175
Mexico	2007	44.08.39.01		0 <sup>R</sup>	--
Mexico	2007	44.08.39.99		2	595
Mexico	2007	44.08.90.99		2	166
Peru	2006	<i>Chorisia</i> spp.	Lupuna	0 <sup>R</sup>	2061
Peru	2006	<i>Cunuria spruceana</i>	Higuerilla		
Peru	2006	<i>Cedrela</i> spp.	Cedro		
Peru	2006	<i>Copaifera</i> spp.	Copaiba		
Peru	2006	<i>Swietenia</i> spp.	Caoba		
Venezuela	2007	<i>Shorea</i> spp.	dark red meranti	5	2531
Venezuela	2007	<i>Shorea</i> spp.	light red meranti		
Venezuela	2007	<i>Shorea rugosa</i>	meranti bakau		

**Table 3-1-d. Major Tropical Plywood Species Imported by ITTO Members**

Country	Year	Latin Name or HS Code	Pilot Name/Local Name	Volume 1000 m <sup>3</sup>	Avg. Price \$/m <sup>3</sup>
<b>CONSUMERS</b>					
<b>Asia-Pacific</b>					
Australia	2006	<i>Shorea</i> spp.	lauan	] 48	584
Australia	2006	<i>Dipterocarpus</i> spp.	keruing		
Australia	2006	<i>Shorea</i> spp.	meranti		
Australia	2006		others	8	502
Japan	2006	<i>Entandrophragma utile</i>	sipo	] 725	500
Japan	2006	<i>Shorea</i> spp.	dark red meranti		
Japan	2006	<i>Swietenia macrophylla</i>	mahogany, etc.		
Japan	2006		others	2768	495
Japan	2007	<i>Entandrophragma utile</i>	sipo	] 541	548
Japan	2007	<i>Shorea</i> spp.	dark red meranti		
Japan	2007	<i>Swietenia macrophylla</i>	mahogany, etc.		
Japan	2007		others	2068	543
New Zealand	2006	44.12.13.10.01	(see accompanying notes)	1	479
New Zealand	2006	44.12.13.10.09		5	494
New Zealand	2006	44.12.13.90.09		1	284
New Zealand	2007	44.12.10.01.00	(see accompanying notes)	2	629
New Zealand	2007	44.12.10.29.00		1	176
New Zealand	2007	44.12.31.01.10		1	772
New Zealand	2007	44.12.31.01.19		2	835
New Zealand	2007	44.12.31.09.10		0 <sup>R</sup>	--
New Zealand	2007	44.12.31.09.19		1	506
Rep. of Korea	2006	44.12.13.10.00	(see accompanying notes)	142	343
Rep. of Korea	2006	44.12.13.20.00		11	333
Rep. of Korea	2006	44.12.13.30.00		209	346
Rep. of Korea	2006	44.12.13.40.00		573	358
Rep. of Korea	2006	44.12.13.50.00		83	358
Rep. of Korea	2006	44.12.13.60.00		121	326
Rep. of Korea	2006		others	0 <sup>R</sup>	--
Rep. of Korea	2007	44.12.31.10.00	(see accompanying notes)	121	367
Rep. of Korea	2007	44.12.31.20.00		11	351
Rep. of Korea	2007	44.12.31.30.00		177	352
Rep. of Korea	2007	44.12.31.40.00		253	445
Rep. of Korea	2007	44.12.31.50.00		344	349
Rep. of Korea	2007	44.12.31.60.00		88	421
Rep. of Korea	2007	44.12.31.70.00		81	358
<b>EU</b>					
Finland	2006	44.12.13	(see accompanying notes)	2	949
Finland	2006	44.12.14		0 <sup>R</sup>	499
Finland	2006	44.12.22		0 <sup>R</sup>	2155
Finland	2007	44.12.32.00	(see accompanying notes)	0 <sup>R</sup>	429
Finland	2007	44.12.99.70		0 <sup>R</sup>	539
Finland	2007	44.12.31.10		0 <sup>R</sup>	2274
Finland	2007	44.12.31.90		1	1529
France	2006	<i>Shorea</i> spp.	meranti	] 27	775
France	2006	<i>Shorea</i> spp.	lauan		
France	2006	<i>Entandrophragma utile</i>	sipo		
France	2006	<i>Terminalia superba</i>	limba		
France	2006	<i>Triplochyton scleroxylon</i>	obéché		
France	2006	<i>Aucoumea klaineana</i>	okoumé		
France	2006	<i>Khaya</i> spp.	acajou		
France	2006	<i>Entandrophragma cylindricum</i>	sapelli		
France	2006	<i>Dialianthera</i> spp.	virola		
France	2006	<i>Swietenia</i> spp.	mahogany		
France	2006	<i>Dalbergia decipularis</i>	palissandre de rose		
France	2006		others	83	775

**Table 3-1-d. Major Tropical Plywood Species Imported by ITTO Members**

Country	Year	Latin Name or HS Code	Pilot Name/Local Name	Volume 1000 m <sup>3</sup>	Avg. Price \$/m <sup>3</sup>
France	2007	<i>Shorea</i> spp.	meranti	35	748
France	2007	<i>Shorea</i> spp.	lauan		
France	2007	<i>Entandrophragma utile</i>	sipo		
France	2007	<i>Terminalia superba</i>	limba		
France	2007	<i>Triplochyton scleroxylon</i>	obéché		
France	2007	<i>Aucoumea klaineana</i>	okoumé		
France	2007	<i>Khaya</i> spp.	acajou		
France	2007	<i>Entandrophragma cylindricum</i>	sapelli		
France	2007	<i>Dialianthera</i> spp.	virola		
France	2007	<i>Swietenia</i> spp.	mahogany		
France	2007	<i>Dalbergia decipularis</i>	palissandre de rose		
France	2007		others	106	748
Germany	2006	44.12.13.10	(see accompanying notes)	31	1038
Germany	2006	44.12.13.90		94	634
Germany	2007	44.12.13.10	(see accompanying notes)	33	1189
Germany	2007	44.12.13.90		107	748
Netherlands	2006		others	208	766
Norway	2007	44.12.31.01	(see accompanying notes)	7	556
Norway	2007	44.12.31.09		3	619
Poland	2006	44.12.13.90	(see accompanying notes)	2	1615
Poland	2006	44.12.22.99		1	527
Poland	2007	44.12.31.10	(see accompanying notes)	2	965
Poland	2007	44.12.31.90		4	1643
Portugal	2006	<i>Dalbergia decipularis</i>	palissandre de rose	1	996
Portugal	2006	<i>Dalbergia nigra</i>	palissandre de rio		
Portugal	2006	<i>Dalbergia spurceana</i>	palissandre de para		
Portugal	2006	<i>Parashorea</i> spp.	white seraya		
Portugal	2006	<i>Parashorea</i> spp., <i>Pentacme</i> spp.	white lauan		
Portugal	2006	<i>Shorea albida</i>	alan		
Portugal	2006	<i>Shorea</i> spp.	white meranti		
Portugal	2006	<i>Shorea</i> spp.	yellow meranti		
Portugal	2006		others		
Portugal	2007	<i>Khaya</i> spp.	acajou d'afrique	10	808
Portugal	2007	<i>Shorea</i> spp.	dark red meranti		
Portugal	2007	<i>Shorea</i> spp.	light red meranti		
Portugal	2007	<i>Parashorea</i> spp., <i>Pentacme</i> spp.	white lauan		
Portugal	2007		others	41	121
Spain	2006	44.12.13	(see accompanying notes)	4	900
Sweden	2006	44.12.13	(see accompanying notes)	7	773
<b>Europe Non EU</b>					
Norway	2006	44.12.13.01	(see accompanying notes)	2	511
Norway	2006	44.12.13.09		9	441
Norway	2006	44.12.22.00		6	1083
<b>North Africa</b>					
Egypt	2006	<i>Prioria copaifera</i>	cativo	0 <sup>R</sup>	131
Egypt	2006	<i>Bucida buceras</i>	caracoli	21	113
Egypt	2006	<i>Shorea albida</i>	alan	5	628
Egypt	2006	<i>khaya ivorensis</i>	african mahogany	1	3070
Egypt	2006	<i>Lophira</i> spp.	azobe	0 <sup>R</sup>	646
Egypt	2006	<i>Chlorophora</i> spp.	iroko	0 <sup>R</sup>	1852
Egypt	2007	<i>Prioria copaifera</i>	cativo	0 <sup>R</sup>	115
<b>North America</b>					
Canada	2006	44.12.13.10.00	(see accompanying notes)	7	404
Canada	2006	44.12.13.90.13		6	99
Canada	2006	44.12.13.90.19		4	198
Canada	2006	44.12.13.90.90		3	188
Canada	2006	44.12.14.10.90		6	44
Canada	2006	44.12.14.90.19		5	140
Canada	2006	44.12.14.90.90		1 <sup>R</sup>	334
Canada	2006	44.12.22.90.10		0 <sup>R</sup>	332
Canada	2006	44.12.29.00.10		2	116
Canada	2006	44.12.29.00.90		7	38

**Table 3-1-d. Major Tropical Plywood Species Imported by ITTO Members**

Country	Year	Latin Name or HS Code	Pilot Name/Local Name	Volume 1000 m <sup>3</sup>	Avg. Price \$/m <sup>3</sup>
Canada	2007	44.12.31.10.00	(see accompanying notes)	15	164
Canada	2007	44.12.31.90.13		2	301
Canada	2007	44.12.31.90.19		19	370
Canada	2007	44.12.31.90.90		15	409
Canada	2007	44.12.32.10.90		2	91
Canada	2007	44.12.32.90.19		17	314
Canada	2007	44.12.32.90.90		9	706
USA	2006	44.12.13.05.20	(see accompanying notes)	58	282
USA	2006	44.12.13.40.40		17	602
USA	2006	44.12.13.40.50		24	446
USA	2006	44.12.13.40.60		1023	351
USA	2006	44.12.13.40.70		192	494
USA	2006	44.12.13.51.30		0 <sup>R</sup>	83
USA	2006	44.12.13.51.50		0 <sup>R</sup>	122
USA	2006	44.12.13.51.60		34	312
USA	2006	44.12.13.51.70		15	1108
USA	2006	44.12.13.60.00		43	388
USA	2006	44.12.14.31.40		2	1435
USA	2006	44.12.22.31.40		1	900
USA	2006	44.12.22.31.50		1	2050
USA	2006	44.12.22.31.60		13	348
USA	2006	44.12.22.31.70		5	775
USA	2006	44.12.22.41.00		16	258
USA	2006	44.12.23.01.00		66	488
USA	2006	44.12.29.36.40		0 <sup>R</sup>	1336
USA	2007	44.12.13.05.20	(see accompanying notes)	58	282
USA	2007	44.12.13.40.40		17	602
USA	2007	44.12.13.40.50		24	446
USA	2007	44.12.13.40.60		1023	351
USA	2007	44.12.13.40.70		192	494
USA	2007	44.12.13.51.30		0 <sup>R</sup>	83
USA	2007	44.12.13.51.50		0 <sup>R</sup>	122
USA	2007	44.12.13.51.60		34	312
USA	2007	44.12.13.51.70		15	1108
USA	2007	44.12.13.60.00		43	388
USA	2007	44.12.14.31.40		2	1435
USA	2007	44.12.22.31.40		1	900
USA	2007	44.12.22.31.50		1	2050
USA	2007	44.12.22.31.60		13	348
USA	2007	44.12.22.31.70		5	775
USA	2007	44.12.22.41.00		0 <sup>R</sup>	258
USA	2007	44.12.23.01.00		7	488
USA	2007	44.12.29.36.40		0 <sup>R</sup>	1336
<b>PRODUCERS</b>					
<b>Asia-Pacific</b>					
Indonesia	2006	44.12.13.00	(see accompanying notes)	22	376
Indonesia	2006	44.12.14.00		2	924
Indonesia	2006	44.12.23.00		0 <sup>R</sup>	116
Indonesia	2006	44.09.20.13		0 <sup>R</sup>	992
Indonesia	2006	44.09.20.15		0 <sup>R</sup>	412
Indonesia	2006	44.09.20.91.50		4	1378
Philippines	2006	<i>Shorea</i> spp.	luan	]	8
Philippines	2006	<i>Shorea</i> spp.	tanguile		
Philippines	2007	<i>Shorea</i> spp.	luan	]	0 <sup>R</sup>
Philippines	2007	<i>Shorea</i> spp.	tanguile		
Philippines	2007		others	1	378
<b>Latin America</b>					
Brazil	2006		others	1	589
Brazil	2007		others	6	524
Mexico	2006	44.12.13.01	(see accompanying notes)	93	814
Mexico	2006	44.12.13.99		12	1105
Mexico	2006	44.12.22.01		10	714
Mexico	2006	44.12.23.99		3	1419
Mexico	2006	44.12.29.99		6	848
Mexico	2007	44.12.13.01	(see accompanying notes)	47	662
Mexico	2007	44.12.13.99		9	827

**Table 3-1-d. Major Tropical Plywood Species Imported by ITTO Members**

Country	Year	Latin Name or HS Code	Pilot Name/Local Name	Volume 1000 m <sup>3</sup>	Avg. Price \$/m <sup>3</sup>
Mexico	2007	44.12.22.01		7	526
Mexico	2007	44.12.23.99		2	803
Mexico	2007	44.12.29.99		5	715
Peru	2006	<i>Copaifera</i> spp.	capaiba	0 <sup>R</sup>	788
Peru	2006	<i>Clarisia biflora</i>	caupuri		
Peru	2006	<i>Virola sp., Iryanthera</i> spp.	cumala		
Peru	2006	<i>Brosium</i> spp.	loromicuna		
Peru	2006	<i>Chorisia</i> spp.	lupuna		

**Table 3-2-a. Major Tropical Logs Species Exported by ITTO Members**

Country	Year	Latin Name or HS Code	Pilot Name/Local Name	Volume 1000 m <sup>3</sup>	Avg. Price \$/m <sup>3</sup>
<b>PRODUCERS</b>					
<b>Africa</b>					
Cameroon	2006	<i>Triplochytton scleroxylon</i>	ayous/obéché	79	274
Cameroon	2006	<i>Erythrophleum ivorense</i>	tali	39	297
Cameroon	2006	<i>Cylicodiscus gabonensis</i>	okan / adoum	33	362
Cameroon	2006	<i>Terminalia superba</i>	fraké	22	211
Cameroon	2006	<i>Eribroma oblongum</i>	eyong	14	485
Cameroon	2006	<i>Piptadeniastrum africanum</i>	dabéma	14	358
Cameroon	2006	<i>Aucoumea klaineana</i>	okoumé	5	219
Cameroon	2006	<i>Nauclea diderrichii</i>	bilinga	4	287
Cameroon	2006		others	19	307
Congo, Rep.	2006	<i>Aucouméa klainéa</i>	okoumé	288	211
Congo, Rep.	2006	<i>Entandrophragma cylindricum</i>	sapelli	123	213
Congo, Rep.	2006	<i>Entandrophragma utile</i>	sipo	28	283
Congo, Rep.	2006	<i>Clorophora excelsa</i>	iroko/kambala	23	244
Congo, Rep.	2006	<i>Nucléa didérrichi</i>	bilinga	18	142
Congo, Rep.	2006	<i>Guaréa cédatra</i>	bossé	13	196
Congo, Rep.	2006	<i>Entandrophragma angolens</i>	tiamá	4	159
Congo, Rep.	2006	<i>Gambeya lacoutina</i>	longhi blanc	8	383
Ghana	2006	<i>Tectona grandis</i>	teak	15	257
Ghana	2007	<i>Tectona grandis</i>	teak	75	271
<b>Asia-Pacific</b>					
Indonesia	2006	44.03.49.40	(see accompanying notes)	0 <sup>RI</sup>	1095
Indonesia	2006	44.03.99.99		0 <sup>R</sup>	70
Indonesia	2007	44.03.99.90.90	(see accompanying notes)	3	76
Thailand	2006	<i>Eucalyptus</i> spp.	eucalyptus	2	57
Thailand	2006		others	1	100
<b>Latin America</b>					
Brazil	2006		others	1	130
Brazil	2007		others	6	197
Colombia	2006	<i>Tectona grandis</i>	teak	5	119
Guyana	2006	<i>Peltogyne</i> spp.	purpleheart	46	156
Guyana	2006	<i>Chlorocardium rodiei</i>	greenheart	59	106
Guyana	2006	<i>Swartzia</i> spp.	wamara	5	98
Guyana	2006	<i>Mora excelsa</i>	mora	34	108
Guyana	2006	<i>Goupia glabra</i>	kabukalli	6	105
Guyana	2006	<i>Manilkara bidentata</i>	bulletwood	8	105
Guyana	2006	<i>Hymenolobium</i> spp.	darina	5	94
Guyana	2006	<i>Aspidosperma</i> spp.	shibadan	4	109
Guyana	2006	<i>Eperua falcata</i>	wallaba	3	101
Guyana	2007	<i>Peltogyne</i> spp.	purpleheart	54	178
Guyana	2007	<i>Chlorocardium rodiei</i>	greenheart	49	132
Guyana	2007	<i>Swartzia</i> spp.	wamara	15	111
Guyana	2007	<i>Mora excelsa</i>	mora	13	109
Guyana	2007	<i>Goupia glabra</i>	kabukalli	8	110
Guyana	2007	<i>Manilkara bidentata</i>	bulletwood	5	103
Guyana	2007	<i>Hymenolobium</i> spp.	darina	4	98
Guyana	2007	<i>Aspidosperma</i> spp.	shibadan	4	116
Guyana	2007	<i>Eperua falcata</i>	wallaba	4	192
Mexico	2006	44.03.49.02	(see accompanying notes)	0 <sup>R</sup>	1117
Mexico	2006	44.03.49.99		0 <sup>R</sup>	381
Mexico	2006	44.03.99.99		1	226
Mexico	2007	44.03.49.02	(see accompanying notes)	0 <sup>R</sup>	--
Mexico	2007	44.03.49.99		0 <sup>R</sup>	435
Mexico	2007	44.03.99.99		1	510
Panama	2006	<i>Tectona grandis</i>	teca	77	53
Panama	2007	<i>Tectona grandis</i>	teca	103	748
Suriname	2006	<i>Dicorynia guianensis</i>	basralocus	7	150
Suriname	2006	<i>Peltogyne venosa</i>	puperhart	0 <sup>R</sup>	120
Suriname	2006	<i>Tabebuia capitata</i>	makagrín	1	134
Suriname	2006	<i>Qualea</i> spp.	gronfolo	1	120
Suriname	2006	<i>Vatairea guianensis</i>	gele kabbes	0 <sup>R</sup>	120

Table 3-2-a. Major Tropical Logs Species Exported by ITTO Members

Country	Year	Latin Name or HS Code	Pilot Name/Local Name	Volume 1000 m <sup>3</sup>	Avg. Price \$/m <sup>3</sup>
Suriname	2006	<i>Manilkara bidentata</i>	bolletrie	0 <sup>R</sup>	120
Suriname	2006	<i>Terminalia guyanensis</i>	gindja udu	0 <sup>R</sup>	126
Suriname	2006		others	8	131
Suriname	2007	<i>Dicorynia guianensis</i>	basralocus	5	166
Suriname	2007	<i>Peltogyne venosa</i>	puperhart	2	119
Suriname	2007	<i>Tabebuia capitata</i>	makagrín	1	128
Suriname	2007	<i>Qualea</i> spp.	gronfolo	1	120
Suriname	2007	<i>Vatairea guianensis</i>	gele kabbes	1	128
Suriname	2007	<i>Manilkara bidentata</i>	bolletrie	0 <sup>R</sup>	156
Suriname	2007	<i>Terminalia guyanensis</i>	gindja udu	0 <sup>R</sup>	122
Suriname	2007	<i>Andria</i> spp.	rode kabbes	0 <sup>R</sup>	133
Suriname	2007		others	2	124
<b>CONSUMERS</b>					
<b>Asia-Pacific</b>					
Australia	2006	<i>Eucalyptus</i> spp.	eucalyptus	0 <sup>R</sup>	227
Japan	2006		others	0 <sup>R</sup>	--
Japan	2007		others	1	631
New Zealand	2006	44.03.49.00.09	(see accompanying notes)	0 <sup>R</sup>	--
Rep. of Korea	2006	44.03.49.10.00	(see accompanying notes)	0 <sup>R</sup>	--
Rep. of Korea	2007		others	0 <sup>R</sup>	738
<b>EU</b>					
Finland	2006	44.03.49	(see accompanying notes)	0 <sup>R</sup>	877
Finland	2006	44.03.99		0 <sup>R</sup>	--
Finland	2007	44.03.49.95	(see accompanying notes)	0 <sup>R</sup>	1408
France	2006	<i>Shorea negrosensis</i>	dark red meranti	] 0 <sup>R</sup>	778
France	2006	<i>Shorea</i> spp.	light red meranti		
France	2006	<i>Shorea rugosa</i>	meranti bakau		
France	2006	<i>Chlorophora</i> spp.	iroko	] 2	778
France	2006	<i>Entandrophragma cylindricum</i>	sapele		
France	2006	<i>Khaya</i> spp.	acajou d'afrique		
France	2006	<i>Aucoumea klaineana</i>	okoumé	1	778
France	2006	<i>Entandrophragma utile</i>	sipo	0 <sup>R</sup>	778
France	2006		others	13	778
France	2007	<i>Shorea negrosensis</i>	dark red meranti	] 0 <sup>R</sup>	835
France	2007	<i>Shorea</i> spp.	light red meranti		
France	2007	<i>Shorea rugosa</i>	meranti bakau		
France	2007	<i>Chlorophora</i> spp.	iroko	] 1	835
France	2007	<i>Entandrophragma cylindricum</i>	sapele		
France	2007	<i>Khaya</i> spp.	acajou d'afrique		
France	2007	<i>Aucoumea klaineana</i>	okoumé	0 <sup>R</sup>	835
France	2007	<i>Entandrophragma utile</i>	sipo	0 <sup>R</sup>	835
France	2007		others	11	835
Germany	2006	44.03.49.10	(see accompanying notes)	5	607
Germany	2006	44.03.49.20		0 <sup>R</sup>	467
Germany	2006	44.03.49.40		3	624
Germany	2006	44.03.49.95		12	490
Germany	2007	44.03.49.10	(see accompanying notes)	7	706
Germany	2007	44.03.49.20		0 <sup>R</sup>	512
Germany	2007	44.03.49.40		3	767
Germany	2007	44.03.49.95		13	701
Netherlands	2006	<i>Shorea</i> spp.	meranti	0 <sup>R</sup>	--
Netherlands	2006	<i>Entandrophragma utile</i>	sipo	0 <sup>R</sup>	456
Netherlands	2006		others	5	303
Netherlands	2007	<i>Shorea</i> spp.	meranti	1	21
Netherlands	2007	<i>Entandrophragma utile</i>	sipo	0 <sup>R</sup>	1198
Netherlands	2007		others	2	1088
Portugal	2006	<i>Entandrophragma cylindricum</i>	sapelli	] 2	664
Portugal	2006	<i>Khaya</i> spp.	acajou d'afrique		
Portugal	2006	<i>Chlorophora</i> spp.	iroko		

**Table 3-2-a. Major Tropical Logs Species Exported by ITTO Members**

Country	Year	Latin Name or HS Code	Pilot Name/Local Name	Volume 1000 m <sup>3</sup>	Avg. Price \$/m <sup>3</sup>
Portugal	2006		others	1	645
Portugal	2007	<i>Entandrophragma cylindricum</i>	sapelli	]	496
Portugal	2007	<i>Khaya</i> spp.	acajou d'afrique		
Portugal	2007	<i>Chlorophora</i> spp.	iroko		
Sweden	2006	44.03.40	(see accompanying notes)	0 <sup>R</sup>	2056
<b><u>Europe Non EU</u></b>					
Norway	2006	44.03.49.00	(see accompanying notes)	0 <sup>R</sup>	--
<b><u>North Africa</u></b>					
Egypt	2006	<i>Shorea negrosensis</i>	dark red meranti	0 <sup>R</sup>	259
Egypt	2006	<i>Prioria copaifera</i>	cativo	0 <sup>R</sup>	33
Egypt	2006	<i>Lophira</i> spp.	azobe	0 <sup>R</sup>	393
Egypt	2006	<i>Malacantha alnifolia</i>	afara	0 <sup>R</sup>	1156
Egypt	2007	<i>Shorea negrosensis</i>	dark red meranti	1	361
Egypt	2007	<i>Prioria copaifera</i>	cativo	0 <sup>R</sup>	404
Egypt	2007	<i>Lophira</i> spp.	azobe	0 <sup>R</sup>	340
Egypt	2007	<i>Bucida buceras</i>	caracoli	0 <sup>R</sup>	1624
Egypt	2007	<i>Malacantha alnifolia</i>	afara	0 <sup>R</sup>	327
<b><u>North America</u></b>					
Canada	2006	44.03.49.00	(see accompanying notes)	0 <sup>R</sup>	283
Canada	2006	44.03.99.90		8	148
Canada	2006	44.03.49.00	(see accompanying notes)	0 <sup>R</sup>	275
Canada	2006	44.03.99.90		8	143
USA	2006	44.03.41.00.00	(see accompanying notes)	0 <sup>R</sup>	104
USA	2006	44.03.49.00.00		1	247
USA	2006	44.03.41.00.00	(see accompanying notes)	0 <sup>R</sup>	505
USA	2006	44.03.49.00.00		2	395



**Table 3-2-b. Major Tropical Sawwood Species Exported by ITTO Members**

Country	Year	Latin Name or HS Code	Pilot Name/Local Name	Volume 1000 m <sup>3</sup>	Avg. Price \$/m <sup>3</sup>
<b>PRODUCERS</b>					
<b>Africa</b>					
Cameroon	2006	<i>Triplochyton scleroxylon</i>	ayous/obéché	118	286
Cameroon	2006	<i>Entandrophragma cylindricum</i>	sapelli	89	422
Cameroon	2006	<i>Milicia excelsa</i>	iroko	50	417
Cameroon	2006	<i>Lophira alata</i>	azobé	39	417
Cameroon	2006	<i>Erythrophleum ivorense</i>	tali	24	795
Cameroon	2006	<i>Azelia pachyloba</i>	doussié blanc	20	638
Cameroon	2006	<i>Terminalia superba</i>	fraké	13	311
Cameroon	2006	<i>Distemonanthus benthamianus</i>	movingui	12	514
Cameroon	2006		others	89	836
Congo, Rep.	2006	<i>Entandrophragma cylindricum</i>	sapelli	128	335
Congo, Rep.	2006	<i>Entandrophragma utile</i>	sipo	16	348
Congo, Rep.	2006	<i>Clorophora excelsa</i>	iroko/kambala	4	338
Congo, Rep.	2006	<i>Triplochiton schléronxylon</i>	ayous	8	406
Congo, Rep.	2006	<i>Guaréa cédatra</i>	bossé	6	333
Congo, Rep.	2006	<i>Khaya anthothéka</i>	acajou /khaya	2	746
Congo, Rep.	2006	<i>Miletia laurentii</i>	wengué	2	326
Ghana	2006	<i>Triplochiton scleroxylon</i>	ceiba/obeche	75	327
Ghana	2006	<i>Tectona grandis</i>	teak	70	412
Ghana	2006	<i>Terminalia superba</i>	ofram	24	286
Ghana	2006	<i>Khaya ivorensis</i>	mahogany	17	755
Ghana	2006	<i>Chlorophora excelsa</i>	odum	9	806
Ghana	2006	<i>Pterygota macrocarpa</i>	koto/kyere	4	487
Ghana	2006	<i>Entandrophragma cylindricum</i>	sapele	4	689
Ghana	2006	<i>Entandrophragma angolense</i>	edinam	1	397
Ghana	2007	<i>Triplochiton scleroxylon</i>	ceiba/obeche	67	398
Ghana	2007	<i>Tectona grandis</i>	teak	45	395
Ghana	2007	<i>Terminalia superba</i>	ofram	18	358
Ghana	2007	<i>Khaya ivorensis</i>	mahogany	15	878
Ghana	2007	<i>Chlorophora excelsa</i>	odum	6	978
Ghana	2007	<i>Pterygota macrocarpa</i>	koto/kyere	5	593
Ghana	2007	<i>Entandrophragma cylindricum</i>	sapele	5	864
Ghana	2007	<i>Entandrophragma angolense</i>	edinam	4	617
Ghana	2007		other species (39 in 2007)	40	494
<b>Asia-Pacific</b>					
Indonesia	2006	44.07.24.10	(see accompanying notes)	0 <sup>R</sup>	120
Indonesia	2006	44.07.24.90		0 <sup>R</sup>	753
Indonesia	2006	44.07.25.10		0 <sup>R</sup>	779
Indonesia	2006	44.07.25.90		7 <sup>R</sup>	1343
Indonesia	2006	44.07.26.19		0 <sup>R</sup>	337
Indonesia	2006	44.07.26.99		0 <sup>R</sup>	916
Indonesia	2006	44.07.29.12		0 <sup>R</sup>	1449
Indonesia	2006	44.07.29.13		0 <sup>R</sup>	756
Indonesia	2006	44.07.29.19		0 <sup>R</sup>	439
Indonesia	2006	44.07.29.31		0 <sup>R</sup>	1115
Indonesia	2006	44.07.29.93		11	880
Indonesia	2006	44.07.29.99		0 <sup>R</sup>	530
Indonesia	2006	44.07.99.15		0 <sup>R</sup>	1059
Indonesia	2006	44.07.99.99.50		22	704
Indonesia	2006	44.07.99.99.90		2	426
Indonesia	2007	44.07.21.00.10	(see accompanying notes)	0 <sup>R</sup>	658
Indonesia	2007	44.07.21.00.20		0 <sup>R</sup>	603
Indonesia	2007	44.07.21.00.90		0 <sup>R</sup>	4240
Indonesia	2007	44.07.22.00.10		0 <sup>R</sup>	685
Indonesia	2007	44.07.25.10.10		7	867
Indonesia	2007	44.07.25.10.90		0 <sup>R</sup>	1616
Indonesia	2007	44.07.25.20.20		0 <sup>R</sup>	601
Indonesia	2007	44.07.25.20.90		0 <sup>R</sup>	711
Indonesia	2007	44.07.26.00.10		0 <sup>R</sup>	622
Indonesia	2007	44.07.26.00.20		0 <sup>R</sup>	965
Indonesia	2007	44.07.26.00.90		0 <sup>R</sup>	365
Indonesia	2007	44.07.29.11.10		1	1174
Indonesia	2007	44.07.29.11.20		5	1271
Indonesia	2007	44.07.29.21.10		0 <sup>R</sup>	535
Indonesia	2007	44.07.29.21.20		0 <sup>R</sup>	670
Indonesia	2007	44.07.29.29		0 <sup>R</sup>	376
Indonesia	2007	44.07.29.31.10		1	442
Indonesia	2007	44.07.29.31.20		0 <sup>R</sup>	1285
Indonesia	2007	44.07.29.41.10		1	601

**Table 3-2-b. Major Tropical Sawwood Species Exported by ITTO Members**

Country	Year	Latin Name or HS Code	Pilot Name/Local Name	Volume 1000 m <sup>3</sup>	Avg. Price \$/m <sup>3</sup>
Indonesia	2007	44.07.29.41.20	(see accompanying notes)	0 <sup>R</sup>	1167
Indonesia	2007	44.07.29.61.10		1	1597
Indonesia	2007	44.07.29.61.10		0 <sup>R</sup>	1139
Indonesia	2007	44.07.29.61.20		0 <sup>R</sup>	1495
Indonesia	2007	44.07.29.70.10		4	411
Indonesia	2007	44.07.29.91.10		4	727
Indonesia	2007	44.07.29.91.20		0 <sup>R</sup>	765
Indonesia	2007	44.07.29.92		0 <sup>R</sup>	1362
Indonesia	2007	44.07.29.99		18	661
Indonesia	2007	44.07.99.00.10		1	816
Indonesia	2007	44.07.99.00.20		10	897
Indonesia	2007	44.07.99.00.90		0 <sup>R</sup>	500
Philippines	2006	<i>Paraserianthes falcataria</i>	moluccan sau	89	55
Philippines	2007	<i>Dialianthera</i> spp.	virola	0 <sup>R</sup>	310
Philippines	2007	<i>Ochroma lagopus</i>	balsa		
Thailand	2006	<i>Tectona grandis</i> Lf.	Teak	7	3187
Thailand	2006	<i>Pterocarpus macrocarpus</i>	Pra-du	2	1198
Thailand	2006	<i>Hevea Brasiliensis</i> Muell. Arg.	Pararubber wood	1271	237
Thailand	2006		Others	32	1459
<b>Latin America</b>					
Brazil	2006	<i>Ocotea</i> spp.	imbuia	1	641
Brazil	2006	<i>Virola</i> spp.	virola/balsa	10	389
Brazil	2006	<i>Cedrella</i> spp.	cedro	24	596
Brazil	2006	<i>Tabebuia</i> spp.	ipe	220	458
Brazil	2006	<i>Balfourodendron riedelianum</i>	pau marfim	0 <sup>R</sup>	480
Brazil	2006	<i>Nectandra</i> spp./ <i>Ocotea</i> spp.	louro	11	242
Brazil	2006	<i>Senna</i> spp./ <i>Peltophorum</i> spp.	canafistula	0 <sup>R</sup>	615
Brazil	2006	<i>Swietenia macrophylla</i>	mogno-	2	572
Brazil	2006	<i>Aspidospema</i> spp./ <i>Paratecoma</i> spp.	peroba	1	541
Brazil	2006	<i>Myroxylon</i> spp.	cabreuva parda	0 <sup>R</sup>	577
Brazil	2006		others	1392	321
Brazil	2007	<i>Ocotea</i> spp.	imbuia	0 <sup>R</sup>	671
Brazil	2007	<i>Virola</i> spp.	virola/balsa	5	483
Brazil	2007	<i>Cedrella</i> spp.	cedro	22	695
Brazil	2007	<i>Tabebuia</i> spp.	ipe	176	548
Brazil	2007	<i>Balfourodendron riedelianum</i>	pau marfim	0 <sup>R</sup>	413
Brazil	2007	<i>Nectandra</i> spp./ <i>Ocotea</i> spp.	louro	16	343
Brazil	2007	<i>Senna</i> spp./ <i>Peltophorum</i> spp.	canafistula	0 <sup>R</sup>	635
Brazil	2007	<i>Anadenanthera</i> spp.	angico preto	0 <sup>R</sup>	491
Brazil	2007	<i>Swietenia macrophylla</i>	mogno-	0 <sup>R</sup>	1619
Brazil	2007	<i>Aspidospema</i> spp./ <i>Paratecoma</i> spp.	peroba	1	643
Brazil	2007	<i>Myroxylon</i> spp.	cabreuva parda	0 <sup>R</sup>	230
Brazil	2007		others	1092	350
Guyana	2006	<i>Chlorocardium rodiei</i>	Greenheart	17	464
Guyana	2006	<i>Peltogyne</i> spp.	Purpleheart	10	527
Guyana	2006	<i>Mora excelsa</i>	Mora	6	285
Guyana	2006	<i>Goupia glabra</i>	Kabukalli	3	399
Guyana	2006	<i>Hymenaea courbaril</i>	Locust	2	539
Guyana	2006	<i>Carapa guianensis</i>	Crabwood	1	479
Guyana	2006	<i>Parinari campestris</i>	Burada	1	12
Guyana	2006	<i>Manilkara bidentata</i>	Bulletwood	1	770
Guyana	2006	<i>Hymenolobium</i> spp.	Darina	0 <sup>R</sup>	378
Guyana	2007	<i>Chlorocardium rodiei</i>	Greenheart	14	525
Guyana	2007	<i>Peltogyne</i> spp.	Purpleheart	9	563
Guyana	2007	<i>Mora excelsa</i>	Mora	4	360
Guyana	2007	<i>Goupia glabra</i>	Kabukalli	3	413
Guyana	2007	<i>Hymenaea courbaril</i>	Locust	3	599
Guyana	2007	<i>Carapa guianensis</i>	Crabwood	1	541
Guyana	2007	<i>Parinari campestris</i>	Burada	1	370
Guyana	2007	<i>Manilkara bidentata</i>	Bulletwood	1	433
Guyana	2007	<i>Hymenolobium</i> spp.	Darina	1	391
Mexico	2006	44.07.24.01	(see accompanying notes)	0 <sup>R</sup>	2117
Mexico	2006	44.07.24.99		0 <sup>R</sup>	2970
Mexico	2006	44.03.29.03		1	1361
Mexico	2006	44.07.29.99		12	12
Mexico	2007	44.07.24.99	(see accompanying notes)	0 <sup>R</sup>	--
Mexico	2007	44.07.25.01		0 <sup>R</sup>	--
Mexico	2007	44.07.29.01		0 <sup>R</sup>	--

**Table 3-2-b. Major Tropical Sawwood Species Exported by ITTO Members**

Country	Year	Latin Name or HS Code	Pilot Name/Local Name	Volume 1000 m <sup>3</sup>	Avg. Price \$/m <sup>3</sup>
Mexico	2007	44.03.29.03	(see accompanying notes)	1	1448
Mexico	2007	44.07.29.99		41	8
Peru	2006	<i>Swietenia</i> spp.	caoba	170	675
Peru	2006	<i>Cedrela</i> spp.	cedro		
Peru	2006	<i>Virola</i> spp.	cumala		
Peru	2006	<i>Junglan</i> spp.	nogal		
Peru	2006	<i>Coumarouna odorata</i>	shihuahuaco		
Suriname	2006	<i>Dicorynia guianensis</i>	basralocus	2	327
Suriname	2006	<i>Vatairea guianensis</i>	gele kabbes	0 <sup>R</sup>	351
Suriname	2006	<i>Humiria balsamifera</i>	meri (blaka beri)	1	272
Suriname	2006	<i>Tabebuia capitata</i>	makagrín	0 <sup>R</sup>	317
Suriname	2006	<i>Tabebuia serratifolia</i>	groenhart	0 <sup>R</sup>	337
Suriname	2006		others	2	303
Suriname	2007	<i>Dicorynia guianensis</i>	basralocus	2	302
Suriname	2007	<i>Andria</i> spp.	rode kabbes	2	15
Suriname	2007	<i>Vatairea guianensis</i>	gele kabbes	1	343
Suriname	2007	<i>Humiria balsamifera</i>	meri (blaka beri)	1	257
Suriname	2007	<i>Tabebuia capitata</i>	makagrín	1	252
Suriname	2007	<i>Couratari guianensis</i>	ingipipa	0 <sup>R</sup>	285
Suriname	2007	<i>Tabebuia serratifolia</i>	groenhart	0 <sup>R</sup>	335
Suriname	2007	<i>Peltogyne venosa</i>	puperhart	0 <sup>R</sup>	317
Suriname	2007		others	1	314
Venezuela	2007	<i>Virolla</i> spp.	virola	0 <sup>R</sup>	135
Venezuela	2007	<i>Swietenia</i> spp.	mahogany		
Venezuela	2007	<i>Ocotea</i> spp.	imbuia		
Venezuela	2007	<i>Ochroma lagopus</i>	balsa		
Venezuela	2007	<i>Shorea</i> spp.	dark red meranti		
Venezuela	2007	<i>Shorea</i> spp.	light red meranti		
Venezuela	2007	<i>Shorea</i> spp.	meranti bakau		
<b>CONSUMERS</b>					
<b>Asia-Pacific</b>					
Japan	2006	<i>Parashorea</i> spp.	white seraya	1	701
Japan	2006	<i>Parashorea</i> spp., <i>Pentacme</i> spp.	white lauan		
Japan	2006	<i>Shorea albida</i>	alan		
Japan	2006	<i>Shorea</i> spp.	white meranti		
Japan	2006	<i>Shorea</i> spp.	yellow meranti		
Japan	2006		others	0 <sup>R</sup>	--
Japan	2007	<i>Parashorea</i> spp.	white seraya	1	739
Japan	2007	<i>Parashorea</i> spp., <i>Pentacme</i> spp.	white lauan		
Japan	2007	<i>Shorea albida</i>	alan		
Japan	2007	<i>Shorea</i> spp.	white meranti		
Japan	2007	<i>Shorea</i> spp.	yellow meranti		
Japan	2007	<i>Virolla</i> spp.	virola	0 <sup>R</sup>	--
Japan	2007	<i>Swietenia</i> spp.	mahogany		
Japan	2007		others	0 <sup>R</sup>	240
New Zealand	2006	44.07.29.10.01	(see accompanying notes)	0 <sup>R</sup>	--
New Zealand	2006	44.07.29.10.09		0 <sup>R</sup>	--
New Zealand	2006	44.07.29.90.01		0 <sup>R</sup>	--
New Zealand	2006	44.07.29.30.09		0 <sup>R</sup>	--
New Zealand	2007	44.07.29.10.09	(see accompanying notes)	0 <sup>R</sup>	--
New Zealand	2007	44.07.29.10.39		0 <sup>R</sup>	--
New Zealand	2007	44.07.29.90.01		0 <sup>R</sup>	--
New Zealand	2007	44.07.29.10.10		0 <sup>R</sup>	--
New Zealand	2007	44.07.29.10.27		0 <sup>R</sup>	--
New Zealand	2007	44.07.29.30.09		0 <sup>R</sup>	--
Rep. of Korea	2007	44.07.29.10.00	(see accompanying notes)	0 <sup>R</sup>	439
Rep. of Korea	2007	44.07.29.30.00		0 <sup>R</sup>	369
Rep. of Korea	2007	44.07.29.90.00		2	474
Rep. of Korea	2007	44.07.99.90.10			
<b>EU</b>					
Finland	2006	44.07.24	(see accompanying notes)	0 <sup>R</sup>	122
Finland	2006	44.07.25		0 <sup>R</sup>	509
Finland	2006	44.07.26		0 <sup>R</sup>	403
Finland	2006	44.07.29		0 <sup>R</sup>	1472
Finland	2006	44.07.99		0 <sup>R</sup>	2446

**Table 3-2-b. Major Tropical Sawwood Species Exported by ITTO Members**

Country	Year	Latin Name or HS Code	Pilot Name/Local Name	Volume 1000 m <sup>3</sup>	Avg. Price \$/m <sup>3</sup>
Finland	2007	44.07.20	(see accompanying notes)	3	757
Finland	2007	44.07.99.96		0 <sup>R</sup>	1000
France	2006	<i>Dialianthera</i> spp.	virola	2	884
France	2006	<i>Swietenia</i> spp.	mahogany		
France	2006	<i>Ochroma lagopus</i>	balsa		
France	2006	<i>Phoebe porosa</i>	imbuia		
France	2006	<i>Shorea rugosa</i>	meranti bakau	0 <sup>R</sup>	884
France	2006	<i>Shorea</i> spp.	dark red meranti		
France	2006	<i>Shorea</i> spp.	light red meranti		
France	2006	<i>Parashorea</i> spp.	white seraya	0 <sup>R</sup>	884
France	2006	<i>Parashorea</i> spp., <i>Pentacme</i> spp.	white lauan		
France	2006	<i>Shorea albida</i>	alan		
France	2006	<i>Shorea</i> spp.	white meranti		
France	2006	<i>Shorea</i> spp.	yellow meranti		
France	2006		others	33	884
France	2007	<i>Dialianthera</i> spp.	virola	0 <sup>R</sup>	791
France	2007	<i>Swietenia</i> spp.	mahogany		
France	2007	<i>Ochroma lagopus</i>	balsa		
France	2007	<i>Phoebe porosa</i>	imbuia		
France	2007	<i>Shorea rugosa</i>	meranti bakau	0 <sup>R</sup>	791
France	2007	<i>Shorea</i> spp.	dark red meranti		
France	2007	<i>Shorea</i> spp.	light red meranti		
France	2007	<i>Parashorea</i> spp.	white seraya	0 <sup>R</sup>	791
France	2007	<i>Parashorea</i> spp., <i>Pentacme</i> spp.	white lauan		
France	2007	<i>Shorea albida</i>	alan		
France	2007	<i>Shorea</i> spp.	white meranti		
France	2007	<i>Shorea</i> spp.	yellow meranti		
France	2007		others	36	791
Germany	2006	44.07.24.30	(see accompanying notes)	0 <sup>R</sup>	502
Germany	2006	44.07.24.90		2	1299
Germany	2006	44.07.25.10		0 <sup>R</sup>	1443
Germany	2006	44.07.25.30		1	874
Germany	2006	44.07.25.90		9	909
Germany	2006	44.07.26.90		1	735
Germany	2006	44.07.29.05		0 <sup>R</sup>	627
Germany	2006	44.07.29.30		1	364
Germany	2006	44.07.29.50		0 <sup>R</sup>	1505
Germany	2006	44.07.29.61		3	582
Germany	2006	44.07.29.69		49	913
Germany	2006	44.07.29.83		1	369
Germany	2006	44.07.29.95		19	1057
Germany	2007	44.07.21.99	(see accompanying notes)	2	1638
Germany	2007	44.07.22.10		0 <sup>R</sup>	6022
Germany	2007	44.07.22.91		0 <sup>R</sup>	821
Germany	2007	44.07.22.99		0 <sup>R</sup>	2354
Germany	2007	44.07.25.10		0 <sup>R</sup>	1574
Germany	2007	44.07.25.30		2	1241
Germany	2007	44.07.25.90		8	1150
Germany	2007	44.07.26.10		1	754
Germany	2007	44.07.26.30		0 <sup>R</sup>	1349
Germany	2007	44.07.26.50		0 <sup>R</sup>	958
Germany	2007	44.07.26.90		1	774
Germany	2007	44.07.27.10		0 <sup>R</sup>	836
Germany	2007	44.07.27.99		19	1023
Germany	2007	44.07.28.10		0 <sup>R</sup>	857
Germany	2007	44.07.28.99		3	1092
Germany	2007	44.07.29.15		0 <sup>R</sup>	1335
Germany	2007	44.07.29.20		0 <sup>R</sup>	1038
Germany	2007	44.07.29.25		1	1056
Germany	2007	44.07.29.61		5	661
Germany	2007	44.07.29.68		27	1157
Germany	2007	44.07.29.83		0 <sup>R</sup>	1854
Germany	2007	44.07.29.95		22	948
Netherlands	2006	<i>Lophira</i> spp.	azobe	25	855
Netherlands	2006	<i>Shorea</i> spp.	meranti	10	1347
Netherlands	2006		others	49	1350

**Table 3-2-b. Major Tropical Sawwood Species Exported by ITTO Members**

Country	Year	Latin Name or HS Code	Pilot Name/Local Name	Volume 1000 m <sup>3</sup>	Avg. Price \$/m <sup>3</sup>
Netherlands	2007	<i>Lophira</i> spp.	azobe	33	805
Netherlands	2007	<i>Milicia excelsa</i>	iroko	1	1031
Netherlands	2007	<i>Entandrophragma cylindricum</i>	sapelli	1	882
Netherlands	2007	<i>Swietenia</i> spp.	mahogany	3	665
Netherlands	2007	<i>Shorea</i> spp.	meranti	6	1394
Netherlands	2007	<i>Dialianthera</i> spp.	virola	0 <sup>R</sup>	645
Netherlands	2007		others	44	1391
Poland	2006	44.07.29.69	(see accompanying notes)	1	1139
Poland	2006	44.07.99.96		1	737
Poland	2006	44.07.25.90		1	878
Poland	2006	44.07.29.95		0 <sup>R</sup>	1299
Poland	2007	44.07.99.96		1	737
Poland	2007	44.07.25.90		1	1728
Poland	2007	44.07.29.95		0 <sup>R</sup>	418
Poland	2007	44.07.29.83		1	2865
Portugal	2006	<i>Dialianthera</i> spp.	virola	0 <sup>R</sup>	--
Portugal	2006	<i>Ochroma lagopus</i>	balsa		
Portugal	2006	<i>Phoebe porosa</i>	imbuia		
Portugal	2006	<i>Swietenia</i> spp.	mahogany	0 <sup>R</sup>	--
Portugal	2006	<i>Shorea rugosa</i>	meranti bakau		
Portugal	2006	<i>Shorea</i> spp.	dark red meranti		
Portugal	2006	<i>Shorea</i> spp.	light red meranti	0 <sup>R</sup>	--
Portugal	2006	<i>Parashorea</i> spp.	white seraya		
Portugal	2006	<i>Parashorea</i> spp., <i>Pentacme</i> spp.	white lauan		
Portugal	2006	<i>Shorea albida</i>	alan		
Portugal	2006	<i>Shorea</i> spp.	white meranti		
Portugal	2006	<i>Shorea</i> spp.	yellow meranti	0 <sup>R</sup>	--
Portugal	2006	<i>Lophira</i> spp.	azobe		
Portugal	2006		others	6	608
Portugal	2007	<i>Swietenia</i> spp.	mahogany	3	101
Portugal	2007	<i>Shorea rugosa</i>	meranti bakau	0 <sup>R</sup>	--
Portugal	2007	<i>Shorea</i> spp.	dark red meranti		
Portugal	2007	<i>Shorea</i> spp.	light red meranti		
Portugal	2007	<i>Parashorea</i> spp.	white seraya	0 <sup>R</sup>	--
Portugal	2007	<i>Parashorea</i> spp., <i>Pentacme</i> spp.	white lauan		
Portugal	2007	<i>Shorea albida</i>	alan		
Portugal	2007	<i>Shorea</i> spp.	white meranti		
Portugal	2007	<i>Shorea</i> spp.	yellow meranti		
Portugal	2007	<i>Entandrophragma cylindricum</i>	Sapelli	0 <sup>R</sup>	--
Portugal	2007	<i>Chlorophora excelsa</i>	Iroko	0 <sup>R</sup>	--
Portugal	2007		others	11 <sup>I</sup>	442
Spain	2006	44.07.20	(see accompanying notes)	20	840
Sweden	2006	44.07.20	(see accompanying notes)	2	1626
<b>Europe Non EU</b>					
Norway	2006	44.07.24.00	(see accompanying notes)	0 <sup>R</sup>	--
Norway	2006	44.07.25.00		0 <sup>R</sup>	--
Norway	2006	44.07.29.00		0 <sup>R</sup>	--
<b>North America</b>					
Canada	2006	44.07.26.00	(see accompanying notes)	0 <sup>R</sup>	8
Canada	2006	44.07.29.00		0 <sup>R</sup>	25
Canada	2006	44.07.99.90		17	5744
Canada	2007	44.07.21.00	(see accompanying notes)	0 <sup>R</sup>	--
Canada	2007	44.07.26.00		0 <sup>R</sup>	--
Canada	2007	44.07.29.00		0 <sup>R</sup>	--
Canada	2007	44.07.99.90		6	749
USA	2006	44.07.24.00.00	(see accompanying notes)	28	543
USA	2006	44.07.25.00.00		0 <sup>R</sup>	485
USA	2006	44.07.26.00.00		1	397
USA	2006	44.07.29.00.00		17	642
USA	2007	44.07.25.00.00	(see accompanying notes)	1	766
USA	2007	44.07.26.00.00		1	302

**Table 3-2-c. Major Tropical Veneer Species Exported by ITTO Members**

Country	Year	Latin Name or HS Code	Pilot Name/Local Name	Volume 1000 m <sup>3</sup>	Avg. Price \$/m <sup>3</sup>
<b>PRODUCERS</b>					
<b>Africa</b>					
Cameroon	2006	<i>Triplochyton scleroxylon</i>	ayous/obéché	35	721
Cameroon	2006	<i>Aningeria altissima</i>	aningré A	6	98
Cameroon	2006	<i>Entandrophragma cylindricum</i>	sapelli	1	463
Cameroon	2006	<i>Pycnanthus angolensis</i>	ilomba	1	203
Cameroon	2006	<i>Terminalia superba</i>	fraké	0 <sup>R</sup>	27
Cameroon	2006	<i>Pterygota macrocarpa</i>	koto	0 <sup>R</sup>	4429
Cameroon	2006	<i>Eribroma oblongum</i>	eyong	0 <sup>R</sup>	6527
Cameroon	2006	<i>Ceiba pentandra</i>	fromager	0 <sup>R</sup>	2471
Cameroon	2006		others	1	856
Congo, Rep.	2006	<i>Dacryodes pubescens</i>	Safoukala	0 <sup>R</sup>	3568
Congo, Rep.	2006	<i>Aucouméa klainéa</i>	Okoumé	4	358
Congo, Rep.	2006	<i>Oxystigma oxyphyllum</i>	Tchitola	0 <sup>R</sup>	359
Congo, Rep.	2006	<i>Rhodognaphalon bréviscupe</i>	Alone	0 <sup>R</sup>	382
Ghana	2006	<i>Ceiba pentandra</i>	Ceiba	48	274
Ghana	2006	<i>Aningeria spp</i>	Asanfina	14	1023
Ghana	2006	<i>Entandrophragma cylindricum</i>	Sapele	3	1063
Ghana	2006	<i>Khaya ivorensis</i>	Mahogany	5	1938
Ghana	2006	<i>Antiaris africana</i>	Chenchen	7	418
Ghana	2006	<i>Pterygota macrocarpa</i>	Koto/Kyere	6	627
Ghana	2006	<i>Celtis mildbraedii; C. zenkeris</i>	Essa	4	310
Ghana	2006	<i>Tieghemella heckelii</i>	Makore	3	1091
Ghana	2006		Other species (27 in 2006)	9	682
Ghana	2007	<i>Ceiba pentandra</i>	Ceiba	27	350
Ghana	2007	<i>Aningeria spp</i>	Asanfina	12	1182
Ghana	2007	<i>Entandrophragma cylindricum</i>	Sapele	4	1210
Ghana	2007	<i>Khaya ivorensis</i>	Mahogany	4	2341
Ghana	2007	<i>Antiaris africana</i>	Chenchen	4	695
Ghana	2007	<i>Pterygota macrocarpa</i>	Koto/Kyere	3	934
Ghana	2007	<i>Celtis mildbraedii; C. zenkeris</i>	Essa	3	365
Ghana	2007	<i>Tieghemella heckelii</i>	Makore	3	1414
Ghana	2007		Other species (32 in 2007)	7	859
<b>Asia-Pacific</b>					
Indonesia	2006	44.08.31.90	(see accompanying notes)	0 <sup>R</sup>	37
Indonesia	2006	44.08.39.90		1	2041
Indonesia	2006	44.08.90.90		1	1203
Indonesia	2007	44.08.31.00	(see accompanying notes)	0 <sup>R</sup>	6406
Indonesia	2007	44.08.39.10		1	661
Indonesia	2007	44.08.39.90		1	2218
Indonesia	2007	44.08.90.00		3	2069
Indonesia	2007	44.09.21.00		3	696
Indonesia	2007	44.09.29.00		409	1049
Philippines	2006	<i>Shorea spp.</i>	tanguile	] 5	761
Philippines	2006	<i>Shorea spp.</i>	white lauau		
Philippines	2007	<i>Shorea spp.</i>	tanguile	] 6	566
Philippines	2007	<i>Shorea spp.</i>	white lauau		
<b>Latin America</b>					
Brazil	2006	<i>Shorea spp.</i>	dark red meranti	0 <sup>R</sup>	3314
Brazil	2006	<i>Cedrella fissilis</i>	cedro	1	1256
Brazil	2006		others	174	357
Brazil	2007	<i>Shorea spp.</i>	dark red meranti	0 <sup>R</sup>	1712
Brazil	2007	<i>Cedrella fissilis</i>	cedro	0 <sup>R</sup>	1300
Brazil	2007	<i>Balfourodendron riedelianum</i>	pau-marfim	0 <sup>R</sup>	29380
Brazil	2007		others	153	349
Mexico	2006	44.08.39.99	(see accompanying notes)	1	1879
Mexico	2006	44.08.90.99		1	3910
Mexico	2007	44.08.39.99	(see accompanying notes)	0 <sup>R</sup>	--
Mexico	2007	44.08.90.99		3	1050
Peru	2006	<i>Chorisia spp.</i>	lupuna	] 6	516
Peru	2006	<i>Cunuria spruceana</i>	higuerilla		
Peru	2006	<i>Cedrela spp.</i>	cedro		
Peru	2006	<i>Copaifera spp.</i>	copaiba		
Peru	2006	<i>Swietenia spp.</i>	caoba		

**Table 3-2-c. Major Tropical Veneer Species Exported by ITTO Members**

Country	Year	Latin Name or HS Code	Pilot Name/Local Name	Volume 1000 m <sup>3</sup>	Avg. Price \$/m <sup>3</sup>
<b>CONSUMERS</b>					
<b>Asia-Pacific</b>					
Japan	2006	<i>Shorea</i> spp.	dark red meranti	3	--
Japan	2006		others	0 <sup>R</sup>	--
Japan	2007		others	0 <sup>R</sup>	--
New Zealand	2006	44.08.39.10.09	(see accompanying notes)	0 <sup>R</sup>	--
New Zealand	2006	44.08.90.02.09		0 <sup>R</sup>	--
New Zealand	2007	44.08.31.90.29	(see accompanying notes)	0 <sup>R</sup>	--
New Zealand	2007	44.08.39.10.09		0 <sup>R</sup>	--
New Zealand	2007	44.08.39.90.09		0 <sup>R</sup>	--
Rep. of Korea	2007	44.08.39.90.19	(see accompanying notes)	0 <sup>R</sup>	9,393
Rep. of Korea	2007	44.08.39.90.59		0 <sup>R</sup>	12,396
Rep. of Korea	2007		others	0 <sup>R</sup>	2,108
<b>EU</b>					
Finland	2006	44.08.39	(see accompanying notes)	0 <sup>R</sup>	3306
Finland	2006	44.08.90		0 <sup>R</sup>	5029
Finland	2007	44.08.30	(see accompanying notes)	0 <sup>R</sup>	2905
France	2006	<i>Shorea rugosa</i>	meranti bakau	0 <sup>R</sup>	6900
France	2006	<i>Shorea</i> spp.	dark red meranti		
France	2006	<i>Shorea</i> spp.	light red meranti		
France	2006	<i>Parashorea</i> spp., <i>Pentacme</i> spp.	white lauan	1	3924
France	2006	<i>Entandrophragma utile</i>	sipo		
France	2006	<i>Terminalia superba</i>	limba		
France	2006	<i>Aucouméa klainéa</i>	okoumé		
France	2006	<i>Khaya</i> spp.	acajou		
France	2006	<i>Entandrophragma cylindricum</i>	sapelli		
France	2006	<i>Swietenia</i> spp.	mahogany		
France	2006	<i>Dalbergia decipularis</i>	palissandre de rose		
France	2006		others		
France	2007	<i>Shorea rugosa</i>	meranti bakau	0 <sup>R</sup>	6173
France	2007	<i>Shorea</i> spp.	dark red meranti		
France	2007	<i>Shorea</i> spp.	light red meranti		
France	2007	<i>Parashorea</i> spp., <i>Pentacme</i> spp.	white lauan	1	3511
France	2007	<i>Entandrophragma utile</i>	sipo		
France	2007	<i>Terminalia superba</i>	limba		
France	2007	<i>Aucouméa klainéa</i>	okoumé		
France	2007	<i>Khaya</i> spp.	acajou		
France	2007	<i>Entandrophragma cylindricum</i>	sapelli		
France	2007	<i>Swietenia</i> spp.	mahogany		
France	2007	<i>Dalbergia decipularis</i>	palissandre de rose		
France	2007		others		
Germany	2006	44.08.31.11	(see accompanying notes)	0 <sup>R</sup>	753
Germany	2006	44.08.39.15		0 <sup>R</sup>	1348
Germany	2006	44.08.39.21		0 <sup>R</sup>	1380
Germany	2006	44.08.39.31		4	2489
Germany	2006	44.08.39.35		0 <sup>R</sup>	2437
Germany	2006	44.08.39.55		0 <sup>R</sup>	5735
Germany	2006	44.08.39.85		10	3526
Germany	2006	44.08.39.95		6	982
Germany	2007	44.08.39.15	(see accompanying notes)	0 <sup>R</sup>	1451
Germany	2007	44.08.39.31		4	2919
Germany	2007	44.08.39.35		1	2084
Germany	2007	44.08.39.55		1	1874
Germany	2007	44.08.39.85		11	3637
Germany	2007	44.08.39.95		3	1379
Netherlands	2006		others	1	2175
Norway	2007	44.08.31.90	(see accompanying notes)	1	932
Poland	2006	44.08.39.85	(see accompanying notes)	0 <sup>R</sup>	5143
Portugal	2006	<i>Khaya</i> spp.	acajou d'afrique	0 <sup>R</sup>	--
Portugal	2006	<i>Shorea</i> spp.	dark red meranti		
Portugal	2006	<i>Shorea</i> spp.	light red meranti		
Portugal	2006	<i>Parashorea</i> spp., <i>Pentacme</i> spp.	white lauan		

**Table 3-2-c. Major Tropical Veneer Species Exported by ITTO Members**

Country	Year	Latin Name or HS Code	Pilot Name/Local Name	Volume 1000 m <sup>3</sup>	Avg. Price \$/m <sup>3</sup>
Portugal	2006		others	2	394
Portugal	2007	<i>Khaya</i> spp.	acajou d'afrique	] 0 <sup>R</sup>	--
Portugal	2007	<i>Shorea</i> spp.	dark red meranti		
Portugal	2007	<i>Shorea</i> spp.	light red meranti		
Portugal	2007	<i>Parashorea</i> spp., <i>Pentacme</i> spp.	white lauan		
Portugal	2007		others	7	1036
Spain	2006	44.08.30	(see accompanying notes)	11	2718
Sweden	2006	44.08.30	(see accompanying notes)	2	26
<b><u>Europe Non EU</u></b>					
Norway	2006	44.08.31.90	(see accompanying notes)	0 <sup>R</sup>	--
Norway	2006	44.08.39.90		0 <sup>R</sup>	--
Norway	2006	44.08.39.90		0 <sup>R</sup>	--
<b><u>North Africa</u></b>					
Egypt	2006	<i>Lophira</i> spp.	ekki-eba	0 <sup>R</sup>	2000
Egypt	2006	<i>Pterocarpus soyauxii</i>	padouk	0 <sup>R</sup>	755
Egypt	2006	<i>Shorea</i> spp.	dark red meranti	0 <sup>R</sup>	1808
Egypt	2006	<i>Prioria copaifera</i>	cativo	0 <sup>R</sup>	4964
Egypt	2006	<i>Malacantha alnifolia</i>	afara	0 <sup>R</sup>	1808
Egypt	2006	<i>khaya ivorensis</i>	african mahogany	0 <sup>R</sup>	210
<b><u>North America</u></b>					
Canada	2006	44.08.39.00	(see accompanying notes)	0 <sup>R</sup>	--
Canada	2006	44.08.90.99		4	500
Canada	2007	44.08.39.00	(see accompanying notes)	0 <sup>R</sup>	--
Canada	2007	44.08.90.99		2	582
USA	2006	44.08.31.01.00	(see accompanying notes)	53	238
USA	2006	44.08.39.01.00		18	259
USA	2006	44.08.31.01.00	(see accompanying notes)	56	238
USA	2006	44.08.39.01.00		26	326



**Table 3-2-d. Major Tropical Plywood Species Exported by ITTO Members**

Country	Year	Latin Name or HS Code	Pilot Name/Local Name	Volume 1000 m <sup>3</sup>	Avg. Price \$/m <sup>3</sup>
<b>PRODUCERS</b>					
<b>Africa</b>					
Cameroon	2006	<i>Triplochyton scleroxylon</i>	ayous/obéché	6	440
Cameroon	2006	<i>Pycnanthus angolensis</i>	ilomba	3	382
Cameroon	2006	<i>Sterculia rhinopetala</i>	lotofa / nkanang	2	3031
Cameroon	2006	<i>Terminalia superba</i>	fraké	1	248
Cameroon	2006	<i>Ceiba pentandra</i>	fromager	1	757
Cameroon	2006	<i>Antrocaryon klaineana</i>	onzabili / angongui	0 <sup>R</sup>	760
Cameroon	2006	<i>Gossweilerodendron balsamiferum</i>	agba / tola	0 <sup>R</sup>	867
Cameroon	2006	<i>Canarium schweinfurthii</i>	aiélé / abel	0 <sup>R</sup>	4101
Cameroon	2006		others	0 <sup>R</sup>	8000
Congo, Rep.	2006	<i>Aucoumea Klaineana</i>	okoumé	3	455
Ghana	2006	<i>Ceiba pentandra</i>	ceiba	57	331
Ghana	2006	<i>Antiaris africana</i>	chenchen	19	370
Ghana	2006	<i>Khaya ivorensis</i>	mahogany	7	449
Ghana	2006	<i>Terminalia superba</i>	ofram	6	454
Ghana	2006	<i>Aningeria spp</i>	asanfina	4	502
Ghana	2006	<i>Entandrophragma cylindricum</i>	sapele	1	478
Ghana	2006	<i>Entandrophragma angolense</i>	edinam	1	438
Ghana	2006		other species (13 in 2006)	8	382
Ghana	2007	<i>Ceiba pentandra</i>	ceiba	77	330
Ghana	2007	<i>Antiaris africana</i>	chenchen	16	397
Ghana	2007	<i>Khaya ivorensis</i>	mahogany	10	437
Ghana	2007	<i>Terminalia superba</i>	ofram	6	463
Ghana	2007	<i>Aningeria spp</i>	asanfina	4	534
Ghana	2007	<i>Entandrophragma cylindricum</i>	sapele	1	496
Ghana	2007	<i>Entandrophragma angolense</i>	edinam	1	446
Ghana	2007	<i>Piptadeniastrum africanum</i>	dahoma	0 <sup>R</sup>	395
Ghana	2007		other species (16 in 2007)	14	393
<b>Asia-Pacific</b>					
Indonesia	2006	44.12.13	(see accompanying notes)	1322	765
Indonesia	2006	44.12.14		2	404
Indonesia	2006	44.12.22		79	831
Indonesia	2006	44.12.23		0	536
Indonesia	2006	44.09.20.11		0	766
Indonesia	2006	44.09.20.13		5	1223
Indonesia	2006	44.09.20.15		5	748
Indonesia	2006	44.09.20.91.50		466	816
Indonesia	2006	44.09.20.92.90		0 <sup>R</sup>	703
Philippines	2006	<i>Shorea spp.</i>	lauan	] 3	467
Philippines	2006	<i>Shorea spp.</i>	tanguile		
Philippines	2007	<i>Shorea spp.</i>	lauan	] 3	394
Philippines	2007	<i>Shorea spp.</i>	tanguile		
Philippines	2007		others	0 <sup>R</sup>	432
<b>Latin America</b>					
Brazil	2006		others	572	343
Brazil	2007		others	488	423
Guyana	2006	<i>Catostemma commune</i>	baromalli	24	367
Guyana	2007	<i>Catostemma commune</i>	baromalli	24	365
Mexico	2006	44.12.13.01	(see accompanying notes)	0 <sup>R</sup>	427
Mexico	2006	44.12.13.99		1	284
Mexico	2006	44.12.22.01		0 <sup>R</sup>	--
Mexico	2006	44.12.23.99		2	220
Mexico	2006	44.12.29.99		4	460
Mexico	2007	44.12.13.01	(see accompanying notes)	0 <sup>R</sup>	--
Mexico	2007	44.12.13.99		0 <sup>R</sup>	--
Mexico	2007	44.12.22.01		0 <sup>R</sup>	--
Mexico	2007	44.12.23.99		0 <sup>R</sup>	--
Mexico	2007	44.12.29.99		0 <sup>R</sup>	--
Peru	2006	<i>Brosium spp.</i>	loromicuna	] 3	765
Peru	2006	<i>Chorisia spp.</i>	lupuna		
Peru	2006	<i>Clarisia biflora</i>	caupuri		
Peru	2006	<i>Copaifera spp.</i>	copaiba		
Peru	2006	<i>Virola spp./Iryanthera spp.</i>	cumala		

**Table 3-2-d. Major Tropical Plywood Species Exported by ITTO Members**

Country	Year	Latin Name or HS Code	Pilot Name/Local Name	Volume 1000 m <sup>3</sup>	Avg. Price \$/m <sup>3</sup>		
<b>CONSUMERS</b>							
<b>Asia-Pacific</b>							
Japan	2006		others	2	865		
Japan	2007		others	1	749		
New Zealand	2006	44.12.13.10.09	(see accompanying notes)	0 <sup>R</sup>	--		
New Zealand	2006	44.12.13.90.01		0 <sup>R</sup>	--		
New Zealand	2006	44.12.13.90.09		0 <sup>R</sup>	--		
New Zealand	2007	44.12.31.01.10		0 <sup>R</sup>	--		
New Zealand	2007	44.12.31.01.19		0 <sup>R</sup>	--		
New Zealand	2007	44.12.31.09.19		0 <sup>R</sup>	--		
New Zealand	2007	44.12.31.09.29		0 <sup>R</sup>	--		
Rep. of Korea	2007	44.12.31.10	(see accompanying notes)	0 <sup>R</sup>	547		
Rep. of Korea	2007	44.12.31.30		0 <sup>R</sup>	1232		
Rep. of Korea	2007	44.12.31.40		0 <sup>R</sup>	990		
Rep. of Korea	2007	44.12.31.50		0 <sup>R</sup>	515		
Rep. of Korea	2007	44.12.31.60		0 <sup>R</sup>	490		
Rep. of Korea	2007	44.12.31.70		1	592		
<b>EU</b>							
Finland	2006	44.12.13	(see accompanying notes)	0 <sup>R</sup>	1119		
Finland	2006	44.12.22		0 <sup>R</sup>	306		
Finland	2007	44.12.31.10	(see accompanying notes)	0 <sup>R</sup>	1894		
Finland	2007	44.12.31.90		0 <sup>R</sup>	1691		
France	2006	<i>Shorea</i> spp.	meranti	116	1284		
France	2006	<i>Shorea</i> spp.	lauan				
France	2006	<i>Entandrophragma utile</i>	sipo				
France	2006	<i>Terminalia superba</i>	limba				
France	2006	<i>Triplochyton scleroxylon</i>	obeche				
France	2006	<i>Aucoumea klaineana</i>	okoumé				
France	2006	<i>Khaya</i> spp.	acajou				
France	2006	<i>Entandrophragma cylindricum</i>	sapelli				
France	2006	<i>Dialianthera</i> spp.	virola				
France	2006	<i>Swietenia</i> spp.	mahogany				
France	2006	<i>Dalbergia decipularis</i>	palissandre de rose				
France	2006		others			14	1284
France	2007	<i>Shorea</i> spp.	meranti			115	1333
France	2007	<i>Shorea</i> spp.	lauan				
France	2007	<i>Entandrophragma utile</i>	sipo				
France	2007	<i>Terminalia superba</i>	limba				
France	2007	<i>Triplochyton scleroxylon</i>	obeche				
France	2007	<i>Aucoumea klaineana</i>	okoumé				
France	2007	<i>Khaya</i> spp.	acajou				
France	2007	<i>Entandrophragma cylindricum</i>	sapelli				
France	2007	<i>Dialianthera</i> spp.	virola				
France	2007	<i>Swietenia</i> spp.	mahogany				
France	2007	<i>Dalbergia decipularis</i>	palissandre de rose				
France	2007		others	14	1333		
Germany	2006	4412.13.10	(see accompanying notes)	4	2082		
Germany	2006	4412.13.90		34	1227		
Germany	2007	4412.13.10	(see accompanying notes)	4	2111		
Germany	2007	4412.13.90		34	1465		
Netherlands	2006		others	60	354		
Poland	2006	44.12.13.90	(see accompanying notes)	0 <sup>R</sup>	778		
Poland	2006	44.12.22.99		0 <sup>R</sup>	4763		
Poland	2006	44.12.22.91		3	505		
Poland	2007	44.12.31.90	(see accompanying notes)	3	838		
Portugal	2006	<i>Dalbergia decipularis</i>	palissandre de rose	0 <sup>R</sup>	--		
Portugal	2006	<i>Dalbergia nigra</i>	palissandre de rio				
Portugal	2006	<i>Dalbergia spurceana</i>	palissandre de para				
Portugal	2006	<i>Parashorea</i> spp.	white seraya				
Portugal	2006	<i>Parashorea</i> spp., <i>Pentacme</i> spp.	white lauan				
Portugal	2006	<i>Shorea albida</i>	alan				
Portugal	2006	<i>Shorea</i> spp.	white meranti				
Portugal	2006	<i>Shorea</i> spp.	yellow meranti				

**Table 3-2-d. Major Tropical Plywood Species Exported by ITTO Members**

Country	Year	Latin Name or HS Code	Pilot Name/Local Name	Volume 1000 m <sup>3</sup>	Avg. Price \$/m <sup>3</sup>
Portugal	2006		others	2	394
Portugal	2007	<i>Dalbergia decipularis</i>	palissandre de rose	2	654
Portugal	2007	<i>Dalbergia nigra</i>	palissandre de rio		
Portugal	2007	<i>Dalbergia spurceana</i>	palissandre de para		
Portugal	2007	<i>Parashorea</i> spp.	white seraya		
Portugal	2007	<i>Parashorea</i> spp., <i>Pentacme</i> spp.	white lauan		
Portugal	2007	<i>Shorea albida</i>	alan		
Portugal	2007	<i>Shorea</i> spp.	white meranti		
Portugal	2007	<i>Shorea</i> spp.	yellow meranti		
Portugal	2007		others	6	114
Spain	2006	44.12.13	(see accompanying notes)	1	2914
<b>Europe Non EU</b>					
Norway	2006	44.12.13.01	(see accompanying notes)	0 <sup>R</sup>	--
Norway	2006	44.12.13.09		0 <sup>R</sup>	--
Norway	2006	44.12.22.00		0 <sup>R</sup>	--
<b>North Africa</b>					
Egypt	2006	<i>Bucida buceras</i>	caracoli	1	5157
<b>North America</b>					
Canada	2006	44.12.13	(see accompanying notes)	0 <sup>R</sup>	--
Canada	2006	44.12.14.10		0 <sup>R</sup>	--
Canada	2006	44.12.14.90		0 <sup>R</sup>	--
Canada	2006	44.12.22		0 <sup>R</sup>	--
Canada	2006	44.12.23		1	466
Canada	2006	44.12.29		0 <sup>R</sup>	--
Canada	2007	44.12.31	(see accompanying notes)	0 <sup>R</sup>	--
Canada	2007	44.12.32.90		1	148
USA	2006	44.12.13.00.02	(see accompanying notes)	25	428
USA	2006	44.12.23.01		15	626
USA	2007	44.12.13.00.02	(see accompanying notes)	25	428
USA	2007	44.12.23.01		15	626



## Explanatory note

This note provides details of species included under various sub-headings of Chapter 44 of the Harmonized System (HS) of customs classification (HS 92, HS 96, HS 02, HS 07). It is not a comprehensive list of HS codes, but it provides a key for those countries in Appendix 3 that reported species trade according to such codes (Brazil, Finland, France, New Zealand, Norway and Portugal). Note that extensions of the HS beyond 6 digits are country or region specific and the same species may therefore appear under more than one code in the following list if different countries categorize it differently. Some countries have provided 10 or 8 digit HS codes with no explanation; please refer to the corresponding 8 or 6 digit code for these. For the purposes of the HS and in the descriptions that follow, "Tropical Wood" means one of the following species:

Abura, Acajou d'Afrique, Afromosia, Ako, Alan, Andiroba, Aningré, Avodiré, Azobé, Balau, Balsa, Bossé clair, Bossé foncé, Cativo, Cedro, Dabema, Dark Red Meranti, Dibétou, Doussié, Fremiré, Freijo, Fromager, Fuma, Geronggang, Ilomba, Imbuia, Ipé, Iroko, Jaboty, Jelutong, Jequitiba, Jongkong, Kapur, Kempas, Keruing, Kosipo, Kotibé, Koto, Light Red Meranti, Limba, Louro, Maçaranduba, Mahogany, Makoré, Mansonia, Mengkulang, Meranti Bakau, Merawan, Merbau, Merpauh, Mersawa, Moabi, Niangon, Nyatoh, Obeche, Okoumé, Onzabili, Orey, Ovengkol, Ozigo, Paduk, Paldao, Palissandre de Guatemala, Palissandre de Para, Palissandre de Rio, Palissandre de Rose, Pau Marfim, Pulai, Punah, Ramin, Sapelli, Saqui-Saqui, Sepetir, Sipo, Sucupira, Suren, Teak, Tiama, Tola, Virola, White Lauan, White Meranti, White Seraya, Yellow Meranti.

Note that species from tropical countries other than those listed above are still considered tropical timber by ITTO and, if correctly recorded by customs authorities, are included as "Others" in categories 4403.99, 4407.99, 4408.90 and 4412.99.

HS Code	Description
<b>4403.29-49</b>	<b>Tropical Wood in the rough, whether or not stripped of bark or sapwood, or roughly squared. (ITTO: Logs)</b>
4403.29.03	Mahogany ( <i>Swietenia</i> spp.)
<b>4403.40</b>	<b>Other, of tropical wood.</b>
<b>4403.41</b>	<b>Dark Red Meranti, Light Red Meranti, and Meranti Bakau</b>
4403.41.00	Dark Red Meranti, Light Red Meranti, and Meranti Bakau
4403.41.00.00	Dark Red Meranti, Light Red Meranti and Meranti Bakau
<b>4403.49</b>	<b>Other Tropical Wood</b>
4403.49.00	Wood in the rough. Other
4403.49.00.00	Other, of tropical wood
4403.49.00.03	Keruing, Ramin, Kapur, Teak, Jongkong, Merbau, Jelutong and Kempas
4403.49.00.05	Okoume, Obéché, Sapelli, Sipo, Acajou d'Afrique, Makore and Iroko, in the rough, whether or not stripped of bark or sapwood, or roughly squared, untreated
4403.49.00.09	Not elsewhere specified in 4403.41 or 4403.49
4403.49.00.17	Okoume, Obéché, Sapelli, Sipo, Acajou d'Afrique, Makore and Iroko, in the rough, whether or not stripped of bark or sapwood, or roughly squared, untreated
4403.49.00.33	Merbau (Kwila), in the rough, whether or not stripped of bark or Sapwood, or roughly squared, untreated
4403.49.01	Teak
4403.49.10	Sapelli, Acajou d'Afrique and Iroko
4403.49.10.00	White Lauan, White Meranti, White Seraya, Yellow Meranti and Alan
4403.49.20	Okoumé
4403.49.20.10	Teak
4403.49.20.20	Keruing
4403.49.20.40	Jelutong
4403.49.20.90	Other than Keruing, Ramin, Kapur, Teak, Jongkong, Merbau, Jelutong and Kempas
4403.49.30	Obéché
4403.49.30.00	Okoume, Obéché, Sapelli, Sipo, Acajou d'Afrique, Makore and Iroko
4403.49.40	Sipo
4403.49.40.00	Tiama, Mansonia, Ilomba, Dibétou, Limba and Azobe
4403.49.50	Limba
4403.49.50.00	Mahogany ( <i>Swietenia</i> spp.) and Balsa
4403.49.60	Tiama, Mansonia, Ilomba, Dibétou and Azobé
4403.49.70	Virola, Mahogany ( <i>Swietenia</i> spp.), Imbuia, Balsa, Palissandre de Rio, Palissandre de

- Para and Palissandre de Rose
- 4403.49.90 Other Tropical Wood
- 4403.49.90.00 Other
- 4403.49.95 Poles, piles and Other wood in the round
- 4403.49.99 Other Tropical Wood
- 4403.99 Other non-coniferous**
- 4403.99.90.19 Other
- 4403.99.00.99 Wood in the rough
- 4403.99.95 Wood in the rough, whether or not stripped of bark or sapwood, or roughly squared
- 4403.99.99 Other
- 4403.99.90 Other
- 4403.99.99 Other
- |                   |   |
|-------------------|---|
| <b>4407.24-29</b> | <b>Tropical Wood sawn or chipped lengthwise, sliced or peeled, whether or not planed, sanded or finger-jointed, of a thickness exceeding 6 mm. (ITTO: Sawnwood)</b> |
|-------------------|---|
- 4407.20.00 Wood sawn or chipped lengthwise, sliced or peeled, whether or not planed, sanded or finger-jointed, of a thickness exceeding 6 mm.- unspecified
- 4407.21.00 Mahogany (*Swietenia* spp.)
- 4407.21.00.00 Mahogany (*Swietenia* spp.), sawn or chipped lengthwise, sliced or peeled
- 4407.21.12.15 Mahogany (*Swietenia* spp.), sawn or chipped lengthwise, sliced or peeled, planed, (not square dressed or structural), thicker than 6 mm
- 4407.21.25.00 Mahogany (*Swietenia* spp.), sawn or chipped lengthwise, sliced or peeled, sanded or end-jointed, thicker than 6 mm
- 4407.21.95.00 Mahogany (*Swietenia* spp.), sawn or chipped lengthwise, sliced or peeled, (not planed or sanded or end-jointed), thicker than 6 mm
- 4407.21.99 Mahogany (*Swietenia* spp.), sawn or chipped lengthwise, sliced or peeled, (not planed, sanded or end-jointed), thicker than 6 mm
- 4407.22.00.00 Virola/ Imbuia and Balsa wood sawn or chipped lengthwise, sliced or peeled
- 4407.22.00.10 Virola, Imbuia and Balsa, planed thickness exceeding 6 mm
- 4407.22.00.20 Dark Meranti/ Light Red Meranti sanded or end jointed, thickness exceeding 6 mm
- 4407.22.00.30 Balsa
- 4407.22.10 Virola, Imbuia and Balsa, sawn or chipped lengthwise, sliced or peeled, whether or not planed or sanded, end-jointed, thicker than 6 mm
- 4407.22.12.15 Virola, Imbuia and Balsa, sawn or chipped lengthwise, sliced or peeled, planed, (not square dressed or structural), thicker than 6 mm
- 4407.22.25.00 Virola, Imbuia and Balsa, sawn or chipped lengthwise, sliced or peeled, sanded or end-jointed, thicker than 6 mm
- 4407.22.91 Virola, Imbuia and Balsa, sawn or chipped lengthwise, sliced or peeled, planed, (not end-jointed), thicker than 6 mm
- 4407.22.95.00 Virola, Imbuia and Balsa, sawn or chipped lengthwise, sliced or peeled, (not planed or sanded or end-jointed), thicker than 6 mm
- 4407.22.99 Virola, Imbuia and Balsa, sawn or chipped lengthwise, sliced or peeled, (not planed, sanded or end-jointed), thicker than 6 mm
- 4407.24 Virola, Mahogany (*Swietenia* spp.), Imbuia and Balsa**
- 4407.24.00 Tropical wood i.e. Virola, Mahogany (*Swietenia* spp.), Imbuia and Balsa, non-coniferous species, sawn or chipped lengthwise, sliced or peeled, whether or not planed, sanded or finger-jointed, of a thickness exceeding 6 mm
- 4407.24.00.00 Virola, Mahogany (*Swietenia* spp.), Imbuia and Balsa
- 4407.24.00.05 Balsa, rough, sawn or chipped lengthwise, sliced or peeled
- 4407.24.00.25 Mahogany, rough, sawn or chipped lengthwise, sliced or peeled
- 4407.24.00.95 Virola and Imbuia, not rough, sawn or chipped lengthwise, sliced or peeled
- 4407.24.01 Virola
- 4407.24.00.10 Virola (Baboen)
- 4407.24.00.20 Mahogany, Philippine (Lauan)
- 4407.24.00.30 Mahogany, American (*Swietenia* spp.)
- 4407.24.00.40 Balsa
- 4407.24.00.90 Other
- 4407.24.10 Finger-jointed, whether or not planed or sanded
- 4407.24.20.00 Mahogany (*Swietenia* spp.)
- 4407.24.40.00 Balsa
- 4407.24.90 Other

- 4407.24.90.00 Virola, Mahogany, Imbuia and Balsa sliced or peeled sawnwood not exclusively specified
- 4407.24.99 Spanish Cedar
- 4407.25 Dark Red Meranti, Light Red Meranti, and Meranti Bakau**
- 4407.25.00 Dark Red Meranti, Light Red Meranti and Meranti Bakau
  - 4407.25.00.00 Dark Red Meranti, Light Red Meranti and Meranti Bakau
  - 4407.25.01 Dark Light Red Meranti
  - 4407.25.10 Dark Red Meranti, Light Red Meranti and Meranti Bakau, sawn or chipped lengthwise, sliced or peeled, whether or not planed or sanded, end-jointed, thicker than 6 mm
  - 4407.25.30 Dark Red Meranti, Light Red Meranti and Meranti Bakau, sawn or chipped lengthwise, sliced or peeled, planed, (not end-jointed), thicker than 6 mm,
  - 4407.25.31 Planed: Blocks, strips and friezes for parquet or wood block flooring, not assembled
  - 4407.25.39 Planed: Other
  - 4407.25.50 Sanded
  - 4407.25.60 Other: Dark red Meranti and Light Red Meranti
  - 4407.25.80 Other: Meranti Bakau
  - 4407.25.90 Dark Red Meranti, Light Red Meranti and Meranti Bakau, sawn or chipped lengthwise, sliced or peeled, (not planed, sanded or end-jointed), thicker than 6 mm
    - 4407.25.90.00 Dark Red Meranti, Light Red Meranti and Meranti Bakau, sawn or chipped lengthwise, sliced or peeled, (not planed or sanded or end-jointed), thicker than 6 mm
- 4407.26 White Lauan, White Meranti, White Seraya, Yellow Meranti and Alan**
- 4407.26.00 White Lauan, White Meranti, White Seraya, Yellow Meranti and Alan
  - 4407.26.00.00 White Lauan, White Meranti, White Seraya, Yellow Meranti and Alan
  - 4407.26.10 White Lauan, White Meranti, White Seraya, Yellow Meranti and Alan, sawn or chipped lengthwise, sliced or peeled or end-jointed, whether or not planed or sanded, thicker than 6 mm
  - 4407.26.30 White Lauan, White Meranti, White Seraya, Yellow Meranti and Alan, sawn or chipped lengthwise, sliced or peeled, planed , (not end-jointed), thicker than 6 mm
  - 4407.26.31 Planed: Blocks, strips and friezes for parquet or wood block flooring, not assembled
  - 4407.26.39 Planed: Other
  - 4407.26.50 Sanded
  - 4407.26.70 Other: White Lauan and White Meranti
  - 4407.26.80 Other: White Seraya, Yellow Meranti and Alan
  - 4407.26.90 White Lauan, White Meranti, White Seraya, Yellow Meranti and Alan, sawn or chipped lengthwise, sliced or peeled, (not planed or sanded or end-jointed), thicker than 6 mm
    - 4407.26.90.00 White Lauan, White Meranti, White Seraya, Yellow Meranti and Alan, sawn or chipped lengthwise, sliced or peeled, (not planed or sanded or end-jointed), thicker than 6 mm
- 4407.27 Sapelli**
- 4407.27.00.00 Sapelli, sawn or chipped lengthwise, sliced or peeled, whether/not planed, sanded or end-jointed
- 4407.27.10 Sapelli; Planed or sanded
  - 4407.27.19.00 Sapelli, sawn or chipped lengthwise, sliced or peeled, (not planed or sanded or end-jointed), thicker than 6 mm
  - 4407.27.91 Sapelli, sawn or chipped lengthwise, sliced or peeled, planed (not end-jointed), thicker than 6 mm
  - 4407.27.99 Sapelli, sawn or chipped lengthwise, sliced or peeled, (not planed, sanded or end-jointed), thicker than 6 mm
- 4407.28 Iroko**
- 4407.28.00.00 Iroko, sawn or chipped lengthwise, sliced or peeled, whether/not planed, sanded or end-jointed
- 4407.28.01.10 Iroko, sawn or chipped lengthwise, sliced or peeled, planed, square dressed, structural, thicker than 6 mm
- 4407.28.01.19 Iroko, sawn or chipped lengthwise, sliced or peeled, planed, (not square dressed or structural), thicker than 6 mm
- 4407.28.10 Iroko: Planed or sanded
- 4407.28.91 Iroko, sawn or chipped lengthwise, sliced or peeled, planed, (not end-jointed), thicker than 6 mm
- 4407.28.99 Iroko, sawn or chipped lengthwise, sliced or peeled, (not planed, sanded or end-jointed), thicker than 6 mm

**4407.29 Other Tropical Wood**

- 4407.29.00 Tropical wood specified in chapter 44 subheading note 1, not elsewhere specified or indicated, sawn or chipped lengthwise, sliced or peeled, over 6 mm thick
  - 4407.29.00.05 Teak, rough, sawn or chipped lengthwise, sliced or peeled
  - 4407.29.00.10 Teak
  - 4407.29.00.20 Other
  - 4407.29.00.25 Keruing, rough, sawn or chipped lengthwise, sliced or peeled
  - 4407.29.00.30 Keruing, not rough, sawn or chipped lengthwise, sliced or peeled
  - 4407.29.00.90 Other tropical wood, rough, sawn or chipped lengthwise, sliced or peeled
  - 4407.29.00.95 Other tropical wood, not rough, sawn or chipped lengthwise, sliced or peeled
- 4407.29.01 Khaya Ivorensis /Milicia Excelsa, Okubé / Iroco
- 4407.29.05 Other tropical, end-jointed, over 6 mm thick
- 4407.29.10 Finger-jointed, whether or not planed or sanded
  - 4407.29.10.00 Keruing, Ramin, Kapur, Jongkong, Merbau, Jelutong and Kempas
  - 4407.29.10.01 keruing, ramin, kapur, teak, jongkong, merbau, jelutong and kempas, sawn or chipped lengthwise, sliced or peeled, planed, square dressed, structural, thicker than 6 mm
  - 4407.29.10.09 Keruing, Ramin, Kapur, Teak, Jongkong, Merbau, Jelutong and Kempas, sawn or chipped lengthwise, sliced or peeled, planed, (not square dressed or structural), thicker than 6 mm
  - 4407.29.10.10 Merbau (Kwila), sawn or chipped lengthwise, sliced or peeled, planed, square dressed, structure, thicker than 6 mm
  - 4407.29.10.27 Merbau (Kwila), sawn or chipped lengthwise, sliced or peeled, planed, (not square dressed or structural), thicker than 6 mm
  - 4407.29.10.39 Keruing, Kapur, Teak, Jongkong, Jelutong and Kempas, sawn or chipped lengthwise, sliced or peeled, planed, (not square dressed or structural), thicker than 6 mm
- 4407.29.15 Keruing, Ramin, Kapur, Teak, Jongkong, Merbau, Jelutong, Kempas, Okoumé, Obeche, Sipo, Acajou d'Afrique, Makoré, Tiama, Mansonia, Ilomba, Dibétou, Limba, Azobé, Rio de Palissandre, Palissandre de Para, Palissandre en Rose, Abura, Afrormosia, Ako, Andiroba, Aningré, Avodiré, Balau, Bossé clair, Bossé foncé, Cativo, Cedro, Dabema, Doussié, Framiré, Freijo, Fromager, Fuma, Geronggang, Ipé, Jaboty, Jequitiba, Kosipo, Kotibé, Koto, Louro, Maçaranduba, Mandioqueira, Mengkulang, Merawan, Merpauh, Mersawa, Moabi, Niangon, Nyatoh, Onzabili, Orey, Ovengkol, Ozigo, Padauk, Paldao, Palissandre de Guatemala, Pau Amarelo, Pau marfim, Pulai, punah, Quaruba, Saqui-Saqui, Sepetir, Sucupira, Suren, Tauari and Tola, sawn or chipped lengthwise, sliced or peeled, end-jointed , whether or not planed, or sanded thicker than 6 mm
- 4407.29.20 Planed: Palissandre de Rio, Palissandre de Para and Palissandre de Rose
  - 4407.29.20.00 Teak
- 4407.29.25 Keruing, Ramin, Kapur, Teak, Jongkong, Merbau, Jelutong, Kempas, Okoumé, Obeche, Sipo, Acajou d'Afrique, Makoré, Tiama, Mansonia, Ilomba, Dibétou, Limba and Azobé, sawn or chipped lengthwise, sliced or peeled, planed (not end-jointed), thicker than 6 mm
- 4407.29.30 Merbau
  - 4407.29.30.00 Okoume, Obeche, Sapelli, Sipo, Acajou, d'afrique, Makore, Iroko, Tiama, Mansonia, Ilomba, Dibetou Limba and Azobe
  - 4407.29.30.09 Wood, tropical; (as specified in subheading note 1, chapter 44 , customs tariff), n.e.c. in item no. 4407.2, sawn or chipped lengthwise, sliced or peeled, planed, (not square dressed or structural), thicker than 6 mm
- 4407.29.31 Other: Blocks, strips and friezes for parquet or wood block flooring, not assembled
- 4407.29.39 Other
  - 4407.29.40.01 Keruing, Ramin, Kapur, Teak, Jongkong, Merbau, Jelutong and Kempas, sawn or chipped lengthwise, sliced or peeled, sanded or end-jointed, thicker than 6 mm
  - 4407.29.40.09 Wood, tropical; (as specified in subheading note 1, chapter 44, customs tariff), n.e.c. in item no. 4407.2, sawn or chipped lengthwise, sliced or peeled, sanded or end-jointed, thicker than 6 mm
- 4407.29.45 Keruing, Ramin, Kapur, Teak, Jongkong, Merbau, Jelutong, Kempas, Okoumé, Obeche, Sipo, Acajou d'Afrique, Makoré, Tiama, Mansonia, Ilomba, Dibétou, Limba, Azobé, Palissandre en Rio de Para and Palissandre Palissandre en Rose, sawn or chipped lengthwise, sliced or peeled, (not end-jointed), sanded, thicker than 6 mm
- 4407.29.50 Sanded
- 4407.29.61 Other: Azobé



- 4407.29.68 Keruing, Ramin, Kapur, Teak, Jongkong, Merbau, Jelutong, Kempas, Okoumé, Obeche, Sipo, Acajou d'Afrique, Makoré, Tiama, Mansonia, Ilomba, Dibétou, Limba, Palissandre en Rio de Para and Palissandre en Rose, sawn or chipped lengthwise, sliced or peeled, (not planed, sanded or end-jointed), thicker than 6 mm
- 4407.29.69 Other: Other
- 4407.29.70 Other: Finger-jointed, whether or not planed or sanded
- 4407.29.90.01 Wood, tropical; Keruing, Ramin, Kapur, Teak, Jongkong, Merbau, Jelutong and Kempas, sawn or chipped lengthwise, sliced or peeled, (not planed or sanded or finger-jointed), thicker than 6 mm
- 4407.29.90.09 Wood, tropical; Not elsewhere specified in item no.4407.29, sawn or chipped lengthwise, sliced or peeled, (not planed or sanded or finger-jointed), thicker than 6 mm
- 4407.29.83 Abura, Afrormosia, Ako, Andiroba, Aningré, Avodiré, Balau, Bossé clair, Bossé foncé, Cativo, Cedro, Dabema, Doussié, Framiré, Freijo, Fromager, Fuma, Geronggang, Ipé, Jaboty, Jequitiba, Kosipo, Kotibé, Koto, Louro, Maçaranduba, Mahogany (excl. "Swietenia spp.") Mandioqueira, Mengkulang, Merawan, Merpauh, Mersawa, Moabi, Niangon, Nyatoh, Onzabili, Orey, Ovengkol, Ozigo, Padauk, Paldao, Palissandre de Guatemala, Pau Amarelo, Pau Marfim, Pulai, Puna, Quaruba, Saqui-Saqui, Sepetir, Sucupira, Suren, Tauari and Tola, in the sawn or chipped lengthwise, sliced or peeled, planed (not end-jointed) thicker than 6 mm
- 4407.29.85 Abura, Afrormosia, Ako, Andiroba, Aningré, Avodiré, Balau, Bossé clair, Bossé foncé, Cativo, Cedro, Dabema, Doussié, Framiré, Freijo, Fromager, Fuma, Geronggang, Ipé, Jaboty, Jequitiba, Kosipo, Kotibé, Koto, Louro, Maçaranduba, Mandioqueira, Mengkulang, Merawan, Merpauh, Mersawa, Moabi, Niangon, Nyatoh, Onzabili, Orey, Ovengkol, Ozigo, Padauk, Paldao, Palissandre de Guatemala, Pau Amarelo, Pau, Marfim, Pulai, Puna, Quaruba, Saqui-Saqui, Sepetir, Sucupira, Suren, Tauari and Tola, sawn or chipped lengthwise, sliced or peeled, sanded, (not end-jointed), thicker than 6 mm
- 4407.29.90.00 Other
- 4407.29.90.07 Okoume, Obeche, Sipo, Acajou d'Afrique, Makore, Tiama, Ilomba, Mansonia, Dibetou, Limba, Azobe, sawn or chipped lengthwise, sliced or peeled, (not planed or sanded or end-jointed), thicker than 6 mm
- 4407.29.90.10 Keruing, Kapur, Teak, Jongkong, Jelutong and Kempas, sawn or chipped lengthwise, sliced or peeled, (not planed or sanded or end-jointed), thicker than 6 mm
- 4407.29.90.19 Merbau (Kwila), sawn or chipped lengthwise, sliced or peeled, (not planed or sanded or end-jointed), thicker than 6 mm
- 4407.29.90.27 Ramin, sawn or chipped lengthwise, sliced or peeled, (not planed or sanded or end-jointed), thicker than 6 mm
- 4407.29.90.39 Ramin, sawn or chipped lengthwise, sliced or peeled, (not planed or sanded or end-jointed), thicker than 6 mm
- 4407.29.95 Abura, Afrormosia, Ako, Andiroba, Aningré, Avodiré, Balau, Bossé clair, Bossé foncé, Cativo, Cedro, Dabema, Doussié, Framiré, Freijo, Fromager, Fuma, Geronggang, Ipé, Jaboty, Jequitiba, Kosipo, Kotibé, Koto, Louro, Maçaranduba, Mandioqueira, Mengkulang, Merawan, Merpauh, Mersawa, Moabi, Niangon, Nyatoh, Onzabili, Orey, Ovengkol, Ozigo, Padauk, Paldao, Palissandre de Guatemala, Pau Amarelo, Pau marfim, Pulai, Puna, Quaruba, Saqui-Saqui, Sepetir, Sucupira, Suren, Tauari and Tola, sawn or chipped lengthwise, sliced or peeled, (not end-jointed, planed or sanded), thicker than 6 mm
- 4407.29.99 Other Tropical Wood
- 4407.99 Other non-coniferous**
- 4407.99.00.00 Other sawnwood or chipped lengthwise, sliced or peeled
- 4407.99.00.90 Other sawnwood or chipped lengthwise, planed or sanded, thicker than 6 mm
- 4407.99.90 Other
- 4407.99.90.10 Other
- 4407.99.96 Other
- 4407.99.96.00 Tropical wood sawn lengthwise, sliced peeled, (not end-jointed, planed or sanded), thicker than 6 mm

<b>4408.30-90</b>	<b>Veneer sheets and sheets for plywood (whether or not spliced) and other tropical wood sawn lengthwise, sliced or finger-jointed, of a thickness not exceeding 6 mm. (ITTO: Veneer)</b>
-------------------	---

4408.30.00 Other tropical wood

**4408.31 Dark Red Meranti, Light Red Meranti and Meranti Bakau**

- 4408.31.00.00 Veneer or plywood sheets, Dark/Light Red Meranti and Meranti Bakau, not exceeding 6 mm
  - 4408.31.01 Dark Red Meranti, Light Red Meranti and Meranti Bakau veneer sheets and sheets for plywood and other wood sawn/sliced/peeled, not over 6 mm thick
    - 44.08.31.01.00 Veneer sheets and sheets for plywood of Dark Red Meranti, Light Red Meranti and Meranti Bakau wood sawn lengthwise, sliced or peeled, thickness not over 6 mm
    - 4408.31.10.00 Dark Red Meranti and Light Red Meranti
      - 4408.31.11 Finger-jointed, whether or not planed or sanded
      - 4408.31.21 Planed
      - 4408.31.25 Sanded
      - 4408.31.30 Other
        - 4408.31.30.00 Dark Red Meranti, Light Red Meranti and Meranti Bakau (for veneering obtained by slicing laminated wood or for other similar laminated wood)
    - 4408.31.90 Other sheets of Dark/Light Red Meranti & Meranti Bakau, not elsewhere specified, thick  $\leq$  6 mm
      - 4408.31.90.00 Veneer sheets, other
        - 4408.31.90.11 Dark Red Meranti, Light Red Meranti (for manufacturing plywood)
        - 4408.31.90.12 Dark Red Meranti, Light Red Meranti (patterned veneer)
        - 4408.31.90.21 Meranti Bakau (for manufacturing plywood)
        - 4408.31.90.29 Wood, tropical; Dark Red Meranti, Light Red Meranti, sheets for veneer or plywood, other wood sawn lengthwise, sliced, not planed, not thicker than 1 mm
        - 4408.31.90.39 Dark Red Meranti, Light Red Meranti, sheets for veneer or plywood, other wood sawn lengthwise, sliced, not planed, over 1 mm but not over 6 mm thick
- 4408.39 Other Tropical Wood**
- 4408.39.00 Other Tropical Wood
    - 4408.39.00.00 Veneer sheets and sheets for plywood and other wood sawn lengthwise, sliced or peeled, thickness not over 6 mm, other tropical wood, not elsewhere specified or indicated
    - 4408.39.01 Jelutong
      - 4408.39.00.10 Mahogany, Philippine (Lauan)
      - 4408.39.00.20 Mahogany, African (Acajou d’Afrique)
      - 4408.39.00.30 Mahogany, American (*Swietenia* spp.)
      - 4408.39.00.90 Other
        - 44.08.39.01.00 Veneer sheets and sheets for plywood and other wood sawn lengthwise, sliced or peeled, of a thickness not exceeding 6 mm, of tropical woods
          - 4408.39.10.00 Teak
          - 4408.39.10.09 Wood, tropical; (as in subheading note 1, chapter 44, customs tariff), n.e.c. in item no. 4408.3 sheets for veneer or plywood, other wood sawn lengthwise, sliced or peeled, planed, not thicker than 6 mm
            - 4408.39.10.10 Sheets for veneering. Dark Red Meranti or Mahogany, African.
            - 4408.39.10.90 Sheets for veneering. Dark Red Meranti or Mahogany, other.
      - 4408.39.11-35 White Lauan, Sipo, Limba, Okoumé, Obeche, Acajou d’Afrique, Sapelli, Virola, Mahogany (*Swietenia* spp.), Palissandre de Rio, Palissandre de Para and Palissandre de Rose.
        - 4408.39.11 Finger-jointed, whether or not planed or sanded
        - 4408.39.15 Veneer sheets for plywood. Laminated wood, sawn lengthwise, sliced or peeled, of thickness not over 6 mm, sanded, and end-jointed, not planed, of White lauan, Sipo, Limba, Okoumé, Obeche, Acajou d’Afrique, Sapelli, Virola, Mahogany “*Swietenia* spp.” Palissandre de Rio, de Para and de Rose
          - 4408.39.21 Planed
          - 4408.39.25 Sanded
          - 4408.39.31 Other: of a thickness not exceeding 1 mm
            - 4408.39.31.00 Veneer (of a thickness not exceeding 1 mm) Of White Lauan, Mahogany, Sapeli... not exclusively specified in 4408.31.11-25
    - 4408.39.35 Other: Of a thickness exceeding 1 mm
  - 4408.39.51-99 Other**
  - 4408.39.55 Veneer sheets for plywood or similar. Laminated wood, sawn lengthwise, sliced or peeled, of a thickness not over 6 mm, planed, sanded or end-jointed, of Abura, Afrormosia, Ako, Alan, Andiroba, Aningré, Avodiré, Azobé, Balau, Balsa, Bossé clair, Bossé foncé, Cativo, Cedro, Dabema, Dibétou, Doussié, Framiré, Freijo, Fromager, Fuma, Geronggang, Ilomba, Imbuia, Ipé, Iroko, Jaboty, Jelutong, Jequitiba, Jongkong, Kapur, Kempas, Keruing, Kosipo,

- Kotibé, Koto, Louro, Maçaranduba, Mahogany (excl. "*Swietenia* spp."), Makoré, Mandioqueira, Mansonia, Mengkulang, Merawan, Merbau, Merpauh, Mersawa, Moabi, Niangon, Nyatoh, Onzabili, Orey, Ovengkol, Ozigo, Padauk, Paldao, Palissandre de Guatemala, Pau Amarelo, Pau Marfim, Pulai, Punah, Quaruba, Ramin, Saqui-Saqui, Sepetir, Sucupira, Suren, Tauari, Teak, Tiama, Tola, White Meranti, White and Yellow Meranti Seraya
- 4408.39.60.00 Other. For veneering obtained by slicing laminated wood or for other similar laminated wood
- 4408.39.70 Veneer for the manufacturing of pencils, of a thickness not over 6 mm of Abura, Afrormosia, Ako, Alan, Andiroba, Aningré, Avodiré, Azobé, Balau, Balsa, Bossé clair, Bossé foncé, Cativo, Cedro, Dabema, Dibétou, Doussié, Framiré, Freijo, Fromager, Fuma, Geronggang, Ilomba, Imbuia, Ipé, Iroko, Jaboty, Jelutong, Jequitiba, Jongkong, Kapur, Kempas, Keruing, Kosipo, Kotibé, Koto, Louro, Maçaranduba, Mahogany (excl. "*Swietenia* spp."), Makoré, Mandioqueira, Mansonia, Mengkulang, Merawan, Merbau, Merpauh, Mersawa, Moabi, Niangon, Nyatoh, Onzabili, Orey, Ovengkol, Ozigo, Padauk, Paldao, Palissandre de Guatemala, Pau Amarelo, Pau Marfim, Pulai, Punah, Quaruba, Ramin, Saqui-Saqui, Sepetir, Sucupira, Suren, Tauari, Teak, Tiama, Tola, White Meranti, White and Yellow Meranti Seraya
- 4408.39.81 Other: of a thickness not exceeding 1 mm: Makoré, Iroko, Tiama, Mansonia, Ilomba, Dibétou, Azobé, White Meranti, White Seraya, Yellow Meranti, Alan, Keruing, Ramin, Kapur, Teak, Jongkong, Merbau, Jelutong, Kempas, Imbuia and Balsa
- 4408.39.85 Veneer sheets for plywood or similar. Laminated wood and other wood, sawn lengthwise, sliced or peeled also spliced, (not planed, sanded or end-jointed), of a thickness not over 1 mm of Abura, Afrormosia, Ako, Alan, Andiroba, Aningré, Avodiré, Azobé, Balau, Balsa, Bossé clair, Bossé foncé, Cativo, Cedro, Dabema, Dibétou, Doussié, Framiré, Freijo, Fromager, Fuma, Geronggang, Ilomba, Imbuia, Ipé, Iroko, Jaboty, Jelutong, Jequitiba, Jongkong, Kapur, Kempas, Keruing, Kosipo, Kotibé, Koto, Louro, Maçaranduba, Mahogany (excl. "*Swietenia* spp.") Makoré, Mandioqueira, Mansonia, Mengkulang, Merawan, Merbau, Merpauh, Mersawa, Moabi, Niangon, Nyatoh, Onzabili, Orey, Ovengkol, Ozigo, Padauk, Paldao, Palissandre de Guatemala, Pau Amarelo, Pau marfim, Pulai, Punah, Quaruba, Ramin, Saqui-Saqui, Sepetir, Sucupira, Suren, Tauari, Teak, Tiama, Tola, White Meranti, White Seraya and Yellow Meranti
- 4408.39.85.00 Veneer of a thickness not exceeding 1 mm
- 4408.39.89 Other
- 4408.39.90 Other specified tropical wood sheets, not elsewhere specified, thick  $\leq$  6 mm
- 4408.39.90.00 Jelutong
- 4408.39.90.09 White Lauan, Sipo, Limba, Okoumé, Obeche, Acajou d'Afrique, Sapelli, Mahogany (*Swietenia* spp.), sheets for veneer or plywood, other wood sawn lengthwise, sliced or peeled, rotary, not planed, over 1 mm but not over 6 mm thick
- 4408.39.90.10 Sheets for veneering. Other. Mahogany, African.
- 4408.39.90.11 Teak (for manufacturing plywood)
- 4408.39.90.12 Teak (patterned veneer)
- 4408.39.90.19 Teak (other)
- 4408.39.90.20 Sheets for veneering not exceeding 6 mm in thickness. Of tropical wood. Dark Red Meranti, Mahogany, African
- 4408.39.90.29 White Lauan, Sipo, Limba, Okoume, Obeche, Acajou d'Afrique, Sapelli, Mahogany (*Swietenia* spp.), sheets for veneer or plywood, other wood sawn lengthwise, sliced, not planed, over 1 mm but not over 6 mm thick
- 4408.39.90.31 Sipo, Okoume, Obeche, Acajou d'Afrique and Sapelli (for manufacturing plywood)
- 4408.39.90.32 Sipo, Okoume, Obeche, Acajou d'Afrique and Sapelli (patterned veneer)
- 4408.39.90.39 Wood, tropical; (as in subheading note 1, chapter 44, customs tariff), n.e.c. in item no. 4408.3, sheets for veneer or plywood, other wood sawn lengthwise, sliced, not planed, 1 mm thick or less
- 4408.39.90.49 Wood, tropical; (as in subheading note 1, chapter 44, customs tariff), n.e.c. in item no. 4408.3, sheets for veneer or plywood, other wood sawn lengthwise, sliced, not planed, over 1 mm but not over 6 mm thick
- 4408.39.90.50 Mahogany (*Swietenia* spp)
- 4408.39.90.59 Mahogany (Other), sheets for veneer or plywood, other wood sawn lengthwise, peeled, rotary, not planed, 1 mm thick or less
- 4408.39.90.61 Wood, tropical; (as specified in subheading note 1, chapter 44, customs tariff), n.e.c. in item no. 4408.3, sheets for veneer or plywood, other wood sawn lengthwise, sliced, not planed, 1 mm thick or less
- 4408.39.90.90 Sheets for veneering, etc. Of tropical wood, etc. Dark Red Meranti, etc. Mahogany, African. Mahogany, other.

## 4408.39.90.91-99 Other

4408.39.91 Of a thickness exceeding 1 mm: Makoré, Iroko, Tiama, Mansonia, Ilomba, Dibétou, Azobé, White Meranti, White Seraya, Yellow Meranti, Alan, Keruing, Ramin, Kapur, Teak, Jongkong, Merbau, Jelutong, Kempas, Imbuia and Balsa

4408.39.95 Veneer sheets for plywood or similar. Laminated wood and other wood, sawn lengthwise, sliced or peeled, also spliced, (not planed, sanded or end-jointed), with a thickness exceeding 1 mm but not exceeding 6 mm, of Abura, Afrormosia, Ako, Alan, Andiroba, Aningré, Avodiré, Azobé, Balau, Balsa, Bossé clair, Bossé foncé, Cativo, Cedro, Dabema, Dibétou, Doussié, Framiré, Freijo, Fromager, Fuma, Geronggang, Ilomba, Imbuia, Ipé, Iroko, Jaboty, Jelutong, lequitiba, Jongkong, Kapur, Kempas, Keruing, Kosipo, Kotibé, Koto, Louro, Maçaranduba, Mahogany (excl. "*Swietenia* spp.") Makoré, Mandioqueira, Mansonia, Mengkulang, Merawan, Merbau, Merpauh, Mersawa, Moabi, Niangon, Nyatoh, Onzabili, Orey, Ovengkol, Ozigo, Padauk, Paldao, Palissandre de Guatemala, Pau Amarelo, Pau Marfim, Pulai, Punah, Quaruba, Ramin, Saqui-Saqui, Sepetir, Sucupira, Suren, Tauari, Teak, Tiama, Tola, White Meranti, White Seraya and Yellow meranti

4408.39.99 Other

**4408.90 Other non-coniferous**

4408.90.00.00 Other sheets for veneering of thickness not exceeding 6 mm

4408.90.02.09 Wood; tropical hardwoods, n.e.c. in heading no. 4408, sheets for veneer or plywood, other wood sawn lengthwise, sliced or peeled, planed, not thicker than 6 mm

4408.90.08.31 Wood; tropical hardwoods, n.e.c. in heading no. 4408, sheets for veneer or plywood, other wood sawn lengthwise, sliced or peeled, rotary, not planed, not thicker than 1 mm

4408.90.08.39 Wood; tropical hardwoods, n.e.c. in heading no. 4408, sheets for veneer or plywood, other wood sawn lengthwise, sliced, not planed, not thicker than 1 mm

4408.90.08.41 Tropical hardwoods, not elsewhere specified in heading no. 4408, sheets for veneer or plywood, other wood sawn lengthwise, sliced or peeled, rotary, not planed, over 1 mm but not over 6 mm thick

4408.90.10.29 Other. Sheets for veneering, etc. including those obtained by slicing laminated wood. Other, not reinforced or backed: Other.

4408.90.85.00 Of a thickness not exceeding 1 mm.

4408.90.90.29 Other. Sheets for veneering, etc. including those obtained by slicing laminated wood. Other, not reinforced or backed: Other.

4408.90.90.30 Other. Sheets for veneering, etc. including those obtained by slicing laminated wood. Reinforced or backed

4408.90.95.00 Of a thickness exceeding 1 mm.

4408.90.99 Other wood sheets, nes, of a thickness not exceeding 6 mm

4408.90.99.12 Other wood sheets, nes, of a thickness not exceeding 6 mm

4408.90.99.13 Other wood sheets, nes, of a thickness not exceeding 6 mm

4408.90.99.19 Other wood sheets, nes, of a thickness not exceeding 6 mm

**4412.13-99 Plywood, veneered panels and similar laminated wood. (ITTO: Plywood)**

4412.10.01.00 Plywood; of bamboo, consisting solely of sheets of wood, each ply 6 mm or thinner

4412.10.29.00 Plywood; of bamboo, consisting solely of sheets of wood, each ply thicker than 6 mm

**4412.13 Plys all wood, each ≤ 6 mm, with at least one outer ply of tropical wood**

4412.13.01 Plywood consisting solely of sheets of wood, each ply not exceeding 6 mm in thickness, with at least one outer ply of tropical wood

4412.13.05.20 Birch plywood, panels ≤ 3.6 mm thick, ≤ 1.2 m width, 2.2 m length, sheets ≤ 6 mm, one ply tropical, not surface covered

4412.13.09 Plywood consisting only of sheets of wood of a thickness not exceeding 6 mm each and at least one outer ply of tropical wood

4412.13.10 Whether or not painted, edge- or face-worked, but not otherwise worked or surface covered. With at least one outer ply of the following tropical woods: Dark Red Meranti, Light Red Meranti, White Lauan, Sipo, Limba, Okoume, Obeche, Acajou d'Afrique, Sapelli or Mahogany (*Swietenia* spp.)

4412.13.10.00 Unfinished, interior grade Lauan Mahogany plywood panels, thickness not exceeding 6.35 mm and width of 1.1 m or more, whether or not edge-trimmed

4412.13.10.01 Plywood; wood only, each ply 6 mm or thinner, at least 1 outer ply tropical, either Dark or Light Red Meranti, White Lauan, Sipo, Sapelli, Limba, Okoumé, Obeche, Mahogany (*Swietenia* spp.) or Acajou d'Afrique, overlaid, including veneered

4412.13.10.09 Plywood; wood only, each ply 6 mm or thinner, at least 1 outer ply tropical, either Dark



- or Light Red Meranti, White Lauan, Sipo, Sapelli, Limba, Okoumé, Obeche, Mahogany (*Swietenia* spp.) or Acajou d'Afrique, not overlaid, or veneered
- 4412.13.10.19 Doorskins of Mahogany, other than Philippine
  - 4412.13.10.20 Teak
  - 4412.13.10.30 Other, Philippine Mahogany (Lauan)
  - 4412.13.10.80 Other, Mahogany
  - 4412.13.10.90 Other
  - 4412.13.11 Okoumé
  - 4412.13.19 Dark Red Meranti, Light Red Meranti, White Lauan, Sipo, Limba, Obeche, Acajou d'Afrique, Sapelli, Virola, Mahogany (*Swietenia* spp.), Palissandre de Rio, Palissandre de Para and Palissandre de Rose
    - 4412.13.20.00 Of a thickness less than 4 mm but not less than 3.2 mm
    - 4412.13.30.00 Of a thickness not more than 6 mm but not less than 4 mm
    - 4412.13.40.00 Of a thickness less than 12 mm but not less than 6 mm
    - 4412.13.40.40 Mahogany plywood, sheets  $\leq 6$  mm, one ply tropical, clear covered or not surface covered
    - 4412.13.40.50 other plywood, panels not exceeding 3.6 mm thick, 1.2 m width, 2.2 m length, sheets  $\leq 6$  mm, one ply tropical, clear covered or not surface covered
    - 4412.13.40.60 Other plywood, sheets  $\leq 6$  mm, one ply tropical, not surface covered
    - 4412.13.40.70 Other plywood, sheets  $\leq 6$  mm, one ply tropical, clear covered
    - 4412.13.50.00 Of a thickness less than 15 mm but not less than 12 mm
    - 4412.13.51.30 Plywood with a face ply of sen, at least one outer ply of tropical wood, solely sheets of wood, not/or surface covered with a clear material, not over 6 mm thick
    - 4412.13.51.50 Plywood panels with at least one outer ply of tropical wood, not/or surface covered with a clear material, not over 3.6 mm thick, 1.2 m wide, 2.2 m long, not elsewhere specified or indicated
    - 4412.13.51.60 Plywood with at least one outer ply of tropical wood, not over 6 mm thick, not surface covered, not elsewhere specified or indicated
    - 4412.13.51.70 Plywood with at least one outer ply of tropical wood, consisting solely of sheets of wood, not over 6 mm thick, surface covered with a clear material, not elsewhere specified or indicated
    - 4412.13.60.00 Dark/Light Red Meranti, White Lauan, Sipo, Limba, etc, plywood, sheets  $\leq 6$  mm, one ply tropical, clear covered or not surface covered
  - 4412.13.90 With at least one outer ply of other tropical wood. Other
    - 4412.13.90.13 Whether or not painted, edge- or face-worked, but not otherwise worked or surface-covered: Other, of mahogany.
    - 4412.13.90.19 Doorskins of Mahogany, other than Philippine
    - 4412.13.90.01 Other
    - 4412.13.90.02 Other
    - 4412.13.90.90 Other
  - 4412.13.99 Other
  - 4412.14 Plys all wood, each  $\leq 6$  mm with at least one outer ply of non-coniferous wood**
    - 4412.14.10 Plywood of Baboen, Palissandre du Bresil or Bois de Rose femelle
      - 4412.14.10.90 Plywood consisting solely of sheets of wood, with at least one outer ply of non-coniferous wood, each ply not exceeding 6 mm in thickness
      - 4412.14.31.40 Plywood, face ply of mahogany, at least one outer ply of non-coniferous wood, solely of sheets of wood, not/or surface covered with a clear material
    - 4412.14.90 Other
      - 4412.14.90.19 Other. Whether or not painted, edge- or face-worked, but not otherwise worked or surface-covered. Other.
      - 4412.14.90.90 Plywood consisting solely of sheets of wood, with at least one outer ply of non-coniferous, other than tropical wood, each ply not exceeding 6 mm in thickness
  - 4412.22 Plys not all wood and/or at least one ply  $> 6$  mm, with at least one outer ply of tropical wood**
    - 4412.22.01 *Swietenia Macrophylla*
    - 4412.22.10 Containing at least one layer of particle board
      - 4412.22.10.00 Whether or not painted, edge- or face-worked, but not otherwise worked or surface-covered
      - 4412.22.31.40 Plywood with a face ply of mahogany, with at least one ply of tropical wood, not surface covered or surface covered with a clear material
      - 4412.22.31.50 Plywood with at least one ply of tropical wood, panels not exceeding 3.6 mm thick,

- 1.2 m wide, 2.2 mm long, not/or surface covered with a clear material
- 4412.22.31.60 Plywood with at least one ply of tropical wood, over 3.6 mm thick 1.2 m wide and 2.2 mm long, not surface covered, not elsewhere specified or indicated
- 4412.22.31.70 Plywood with at least one ply of tropical wood, not elsewhere specified or indicated
- 4412.22.41.00 Plywood with at least one outer ply of tropical wood, surface if covered, not elsewhere specified or indicated
- 4412.22.90.00 Other
- 4412.22.90.10 Other, with at least one outer ply of non-coniferous wood: Other. Whether or not painted, edge-or face-worked, but not otherwise worked or surface-covered.
- 4412.22.91 Blockboard, laminboard and battenboard
- 4412.22.99 Veneered wood Other, w/one outer ply of Tropical
- 4412.23 Plys not all wood and/or at least one ply > 6 mm, at least one outer ply non-coniferous, at least one layer of particleboard**
- 4412.23.01 Other. With at least one ply of non-coniferous wood. Containing at least one layer of particle board
- 4412.23.01.00 Plywood with at least one outer ply of tropical wood, solely of sheets of wood not >= 6 mm thickness
- 4412.23.99 Other
- 4412.29.00.10 Whether or not painted, edge- or face-worked, but not otherwise worked or surface covered
- 4412.29.00.90 Other
- 4412.29.36.40 Plywood with a face ply of Mahogany, with at least one outer ply of non-coniferous wood, not surface covered or surface covered with a clear material
- 4412.29 Other with at least one outer ply of non-coniferous wood: Other**
- 4412.29.99 Other
- 4412.31 With at least one outer ply of other tropical wood**
- 4412.31.01 Meranti
- 4412.31.01.10 Plywood; consisting only of sheets of wood (not bamboo), each ply 6 mm or thinner, with at least one outer ply of Dark or Light Red Meranti, White Lauan, Sipo, Sapelli, Limba, Okoume, Obeche, Mahogany or Acajou d’Afrique, overlaid, including veneered
- 4412.31.01.19 Plywood; consisting only of sheets of wood (not bamboo), each ply 6 mm or thinner, with at least one outer ply of Dark or Light Red Meranti, White Lauan, Sipo, Sapelli, Limba, Okoume, Obeche, Mahogany or Acajou d’Afrique, not overlaid or veneered
- 4412.31.09.10 Plywood; consisting only of sheets of wood (not bamboo), each ply 6 mm or thinner, not containing an outer ply of non-coniferous or tropical wood, overlaid, including veneered
- 4412.31.09.19 Plywood; consisting only of sheets of wood (not bamboo), each ply 6 mm or thinner, not containing an outer ply of non-coniferous or tropical wood, not overlaid or veneered
- 4412.31.09.29 Plywood; consisting only of sheets of wood (not bamboo), each ply 6 mm or thinner, with at least one outer ply of tropical wood (as specified in subheading note 1, chapter 44, customs tariff) n.e.c. in item no.4412.31.09, overlaid, including veneered
- 4412.31.10 Decorative plywood
- 4412.31.10.00 Unfinished, interior grade Lauan Mahogany plywood panels, of a thickness not exceeding 6.35 mm and of a width of 1.1m or more, whether or not edge trimmed etc.
- 4412.31.20.00 Of a thickness less than 4mm but not less than 3.2 mm
- 4412.31.30.00 Of a thickness not more than 6mm but not less than 4 mm
- 4412.31.40.00 Of a thickness less than 10mm but not less than 6 mm
- 4412.31.50.00 Of a thickness less than 12mm but not less than 10 mm
- 4412.31.60.00 Of a thickness less than 15mm but not less than 12 mm
- 4412.31.70.00 Of a thickness not less than 15 mm
- 4412.31.90 Other
- 4412.31.90.13 Other. Whether or not painted, edge or face worked, but not otherwise worked or surface covered: Other, of Mahogany.
- 4412.31.90.19 Other. Whether or not painted, edge or face worked, but not otherwise worked or surface covered: Other.
- 4412.31.90.90 Other. Other.
- 4412.32.00 Other, with at least one outer ply of non-coniferous wood
- 4412.32.10.90 At least one surface is a temperate non-coniferous wood plywood sheet

4412.32.90 5-ply and 7-ply hardwood plywood for use as backing in the manufacture of hardwood plywood panels for flooring. Other wood

4412.32.90.19 Other. Whether or not painted, edge or face worked, but not otherwise worked or surface covered: Other

**4412.92 Plys not all wood and/or at least one ply > 6 mm, both outer plys coniferous with at least one ply of tropical wood**

4412.92.10.00 Whether or not painted, edge- or face-worked, but not otherwise worked or surface-covered

4412.92.90.00 Other

4412.92.99 Other

**4412.99 Other**

4412.99.70 Okoume

## Species Codes and Species Description for Indonesia

Species Code	Description
<b>Industrial Roundwood</b>	
4403.41.10.00	Dark Red Meranti, Light Red Meranti
4403.41.20.00	Meranti Bakau
4403.41.90.90	Other pulp, baulk, of Dark Red Meranti, Light Red Meranti and Meranti Bakau
4403.49.10.00	White Meranti
4403.49.30.00	Keruing
4403.49.40.00	Ramin
4403.49.50.00	Kapur
4403.49.60.00	Teak
4403.49.70.00	Jelutong
4403.49.90.00	Other kinds of tropical woods
4403.99.10.00	Baulks, Oth Meranti, Beech, Oak, Ramin, Keruing, Kapur
4403.99.90.90	Other pulp, baulk, sawlog, pit props, poles of Meranti, Ramin, Keruing, Kapur
4403.99.91.00	Wood in the rough of Pulai group
4403.99.94.00	Wood in the rough of Iron group
4403.99.95.00	Other wood in the rough of Sandalwood, Laka
4403.99.96.00	Other wood in the rough of Kuku, Perupuk, Sonokeling, Sonokembang
4403.99.97.00	Other wood in the rough of Giam, Jeunjing/Sengon, Johar, Karet
4403.99.98.00	Other wood in the rough of Cempakadurian Burung, Rengas, Sindur
4403.99.99.00	Wood in the rough of other woods
<b>Sawnwood</b>	
4407.21.00.10	Mahogany, planed, thickness > 6 mm
4407.21.00.20	Mahogany, sanded or end-jointed, thickness > 6mm
4407.21.00.90	Mahogany, other planed, sanded end-jointed, thickness > 6mm
4407.22.00.10	Virola, Imbuia and Balsa, planed, thickness > 6mm
4407.24.10.00	Sawn lengthwise but not planed, sanded of Virola, Mahogany
4407.24.20.00	Sliced or peeled but not planed, sanded of Virola, Mahogany
4407.24.30.00	Virola, Mahogany for parquet flooring
4407.24.90.00	Other form of Virola, Mahogany
4407.25.10.00	Sawn lengthwise but not planed, sanded of Dark Red Meranti
4407.25.10.10	Dark Meranti/Light Red Meranti, planed, thickness > 6 mm
4407.25.10.90	Dark Meranti/Light Red Meranti, Other planed, sanded, thickness > 6mm
4407.25.20.00	Sliced or peeled but not planed, sanded of Dark Red Meranti
4407.25.20.20	Meranti Bakau, sanded or end-jointed, thickness > 6 mm
4407.25.20.90	Meranti Bakau, other sanded end-jointed and planed, thickness > 6mm
4407.25.30.00	Dark Red Meranti for parquet floor
4407.25.90.00	Other form of Dark Red Meranti
4407.26.00.10	White Lauan, Meranti, Seraya, Yellow Meranti and Alan, planed, thickness > 6mm
4407.26.00.20	White Lauan, Meranti, Seraya, Yellow Meranti and Alan, planed, thickness > 6mm
4407.26.00.90	White Lauan, Meranti, Seraya, Yellow Meranti, Alan, other planed and sanded, thickness > 6mm
4407.26.11.00	Sawn lengthwise but not planed of White Meranti
4407.26.12.00	Sawn lengthwise but not planed of Yellow Meranti
4407.26.19.00	Sawn lengthwise but not planed of other White Lauan
4407.26.21.00	Sliced or peeled but not planed of White Meranti
4407.26.29.00	Sliced or peeled but not planed of other White Lauan
4407.26.31.00	Parquet flooring of White Meranti
4407.26.39.00	Parquet flooring of other White Lauan
4407.26.91.00	Other forms of White Meranti, n.e.s.
4407.26.99.00	Other forms of White Lauan, n.e.s.
4407.27.00.90	Sapelli other planed, sanded or end-jointed, thickness > 6mm
4407.28.00.90	Iroko other planed, sanded or end-jointed, thickness > 6 mm
4407.29.11.00	Sawn lengthwise but not planed of Teak
4407.29.11.10	Wood, planed of jelutong, thickness > 6 mm
4407.29.11.20	Wood, sanded or end-jointed of jelutong, thickness > 6mm
4407.29.12.00	Sawn lengthwise but not planed of Ramin
4407.29.13.00	Sawn lengthwise but not planed of Jongkong, Jelutong, Kapur



Species Code	Description
4407.29.19.00	Jelutong, other planed and sanded or end-jointed, thickness > 6 mm
4407.29.21.00	Sliced or peeled but not planed of Teak
4407.29.21.10	Kapur ( <i>Dryobalanops</i> spp.), planed, thickness > 6 mm
4407.29.21.20	Wood, sanded or end-jointed of Kapur ( <i>Dryobalanops</i> Spp.), thickness > 6mm
4407.29.23.00	Sliced or peeled but not planed of Jongkong, Jelutong, Kapur
4407.29.29.00	Kapur ( <i>Dryobalanops</i> spp.), other planed and sanded or end-jointed, thickness > 6 mm
4407.29.31.00	Parquet flooring of Teak
4407.29.31.10	Kempas, planed, thickness > 6 mm
4407.29.31.20	Kempas, sanded or end-jointed, thickness > 6 mm
4407.29.32.00	Parquet flooring of Ramin
4407.29.33.00	Parquet flooring of Jongkong, Jelutong, Kapur
4407.29.39.00	Kempas, other planed and sanded or end-jointed, thickness > 6 mm
4407.29.41.10	Keruing, planed, thickness > 6mm
4407.29.41.20	Keruing, sanded or end-jointed, thickness > 6 mm
4407.29.49.00	Keruing, other planed and sanded or end-jointed, thickness > 6 mm
4407.29.61.10	Teak, planed, thickness > 6 mm
4407.29.61.20	Teak, sanded or end-jointed
4407.29.69.00	Teak, other planed and sanded or end-jointed, thickness > 6mm
4407.29.70.10	Balau, planed, thickness > 6 mm
4407.29.91.00	Other forms of Teak
4407.29.91.10	Jongkong and Merbau, planed, thickness > 6 mm
4407.29.91.20	Jongkong and Merbau, sanded or end-jointed, thickness > 6 mm
4407.29.92.00	Jongkong and Merbau, other planed sanded or end-jointed, thickness > 6mm
4407.29.93.00	Other forms of Jongkong, Jelutong, Kapur
4407.29.99.00	Other tropical wood, other sanded or end-jointed and planed, thickness > 6mm
4407.99.00.10	Other wood sawn or chipped lengthwise, sliced or peeled, planed, thickness > 6 mm
4407.99.00.20	Other wood sawn or chipped lengthwise, sanded or end-jointed, Thickness > 6 mm
4407.99.00.90	Other wood sawn or chipped lengthwise, planed or sanded, Thickness > 6 mm
4407.99.15.00	Sawn lengthwise but not planed of Balau; Bangkirai;
4407.99.19.00	Sawn lengthwise but not planed of other wood
4407.99.99.50	Other wood sawn of Balau/Damar Lautbangkirai for other purposes
4407.99.99.90	Other wood sawn of other wood for other purposes
<b>Veneer</b>	
4408.31.00.00	Dark Red Meranti, Light Red Meranti and Meranti Bakau
4408.31.10.00	Veneer sheets of Dark Red Meranti, rotary peeled
4408.31.90.00	Other veneer sheets of Dark Red Meranti
4408.39.10.00	Jelutong wood slats prepared for pencil manufacturing
4408.39.90.00	Other Jelutong wood and other wood prepared for pencil manufacturing
4408.39.90.00	Other veneer sheets of tropical wood in other forms n.e.s.
4408.90.00.00	Other sheets for veneering and of tropical wood of a thickness not exceeding 6 mm
4408.90.10.00	Veneer sheets of other wood, peeled by rotaring
4408.90.90.00	Other veneer sheets of other woods
4409.21.00.00	Non-coniferous wood cot in shaped of Bamboo
4409.29.00.00	Other non-coniferous other Teak strips friezes for parquet flooring
<b>Plywood</b>	
4412.13.00.00	Plywood with at least one outer ply of tropical wood with at least 6 mm thickness
4412.14.00.00	Other plywood with at least 6 mm thickness, with at least one ply of non coniferous
4412.22.00.00	Other plywood with at least one ply tropical wood containing particle board
4412.23.00.00	Other plywood with at least one ply of non-coniferous wood
4412.29.00.00	Other plywood containing particle wood with at least 1 ply tropical wood



## **APPENDIX 4**

### **Prices of Major Topical Timber and Selected Competing Softwood Products**

4-1. Logs .....	173
4-2. Sawnwood.....	177
4-3. Plywood.....	180
4-4. Secondary Processed Wood Products.....	184

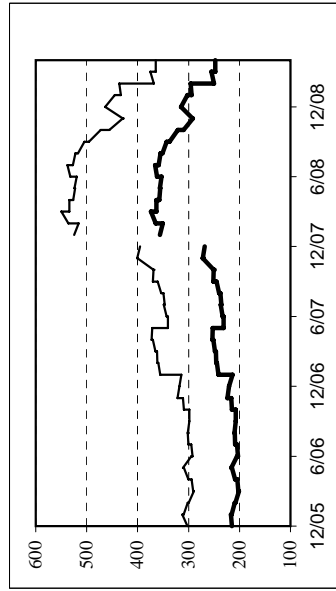
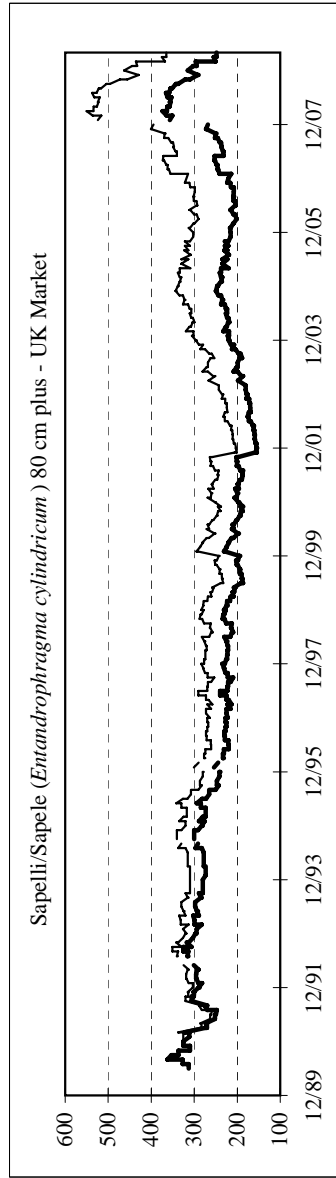
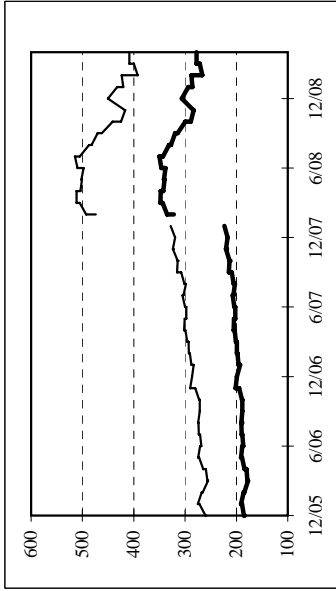
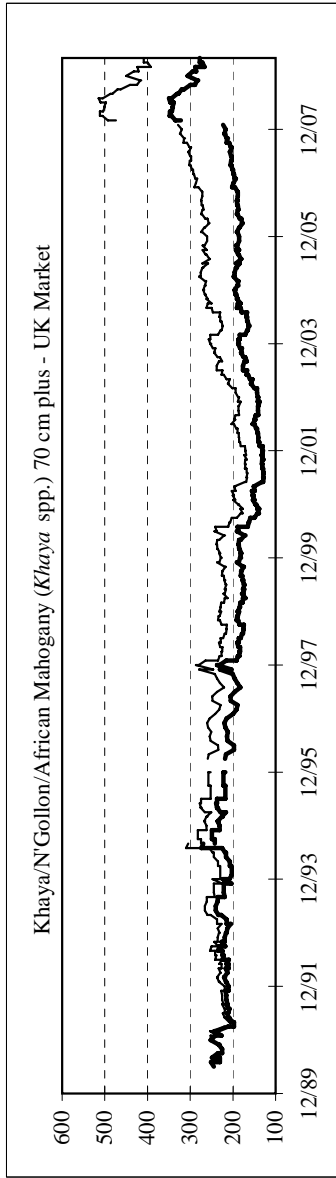
**N.B.** Export values/prices are FOB; import values are CIF, unless otherwise stated.



**4-1-a. Price of Cameroon Logs, 1990-2009**

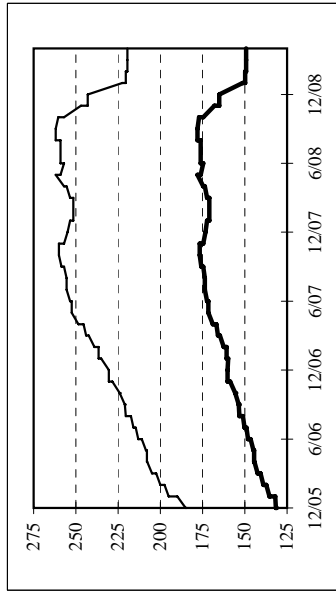
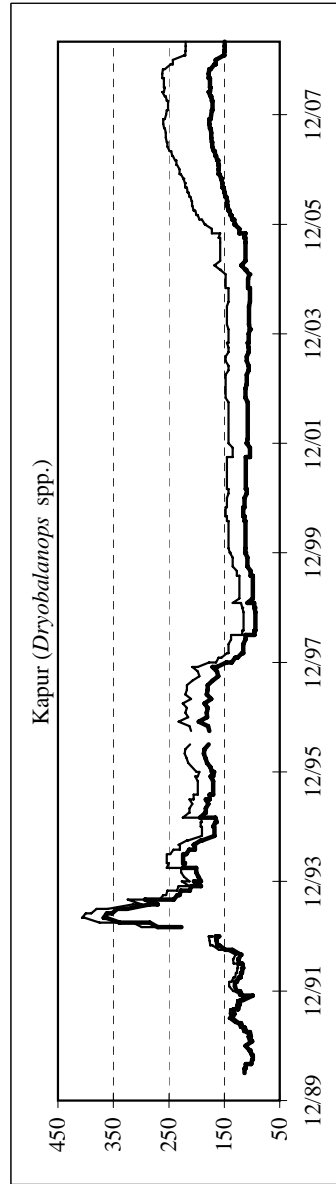
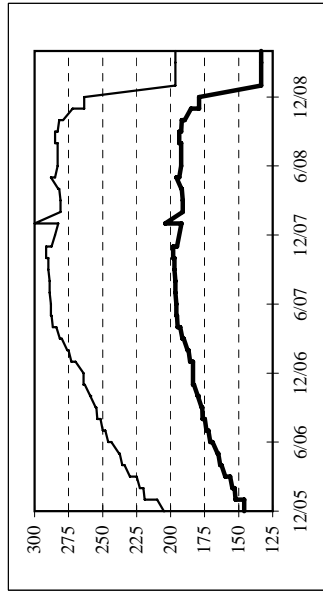
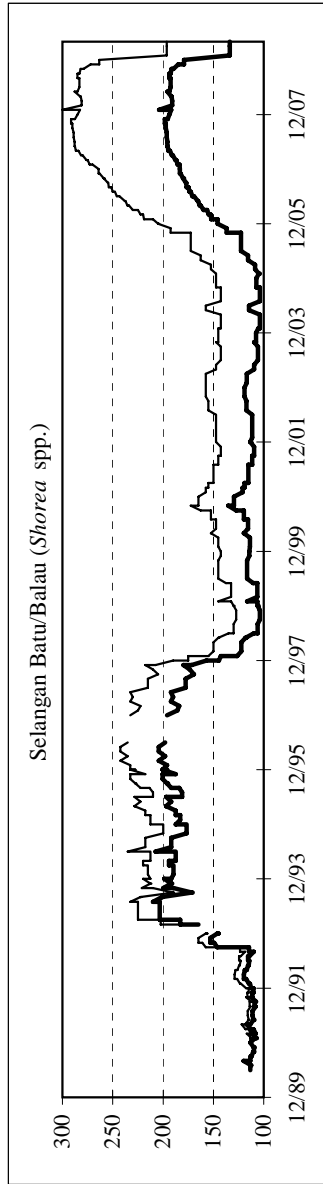
Bold lines show FOB prices in constant 1990 US\$ per cubic meter (deflated by the IMF's Consumer Price Index for industrial countries). Normal lines show nominal FOB price trends. Graphs on this page show major log export species from Cameroon. Grades are Loyal et Marchand or equivalent.

**The price series to December 2007 has been discontinued. A new price series was initiated in January 2008 based on a wider sample size.**



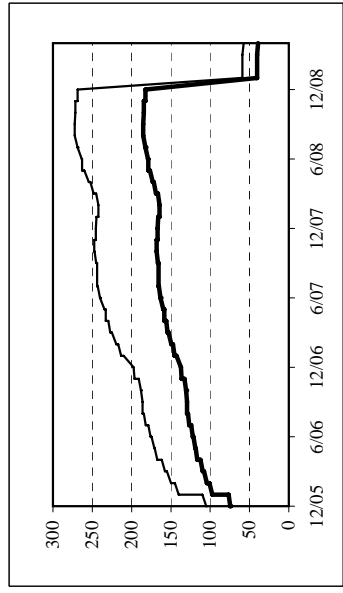
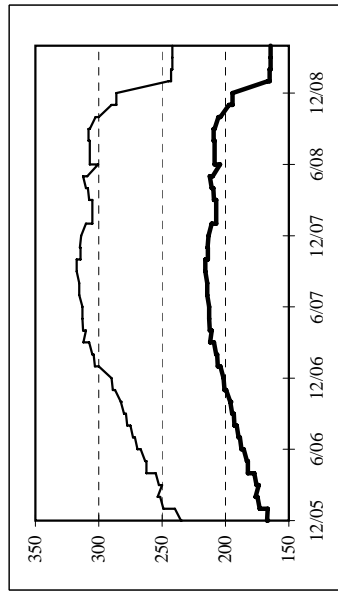
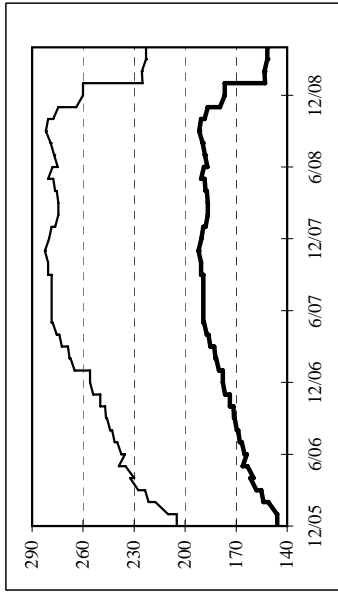
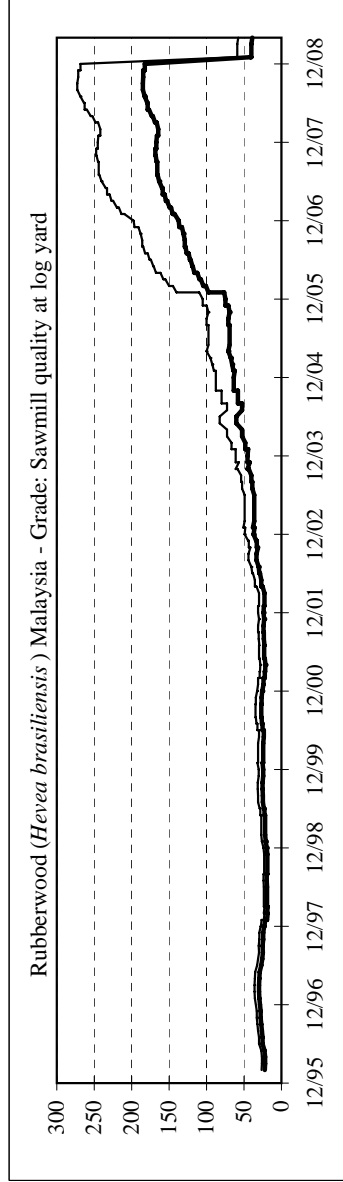
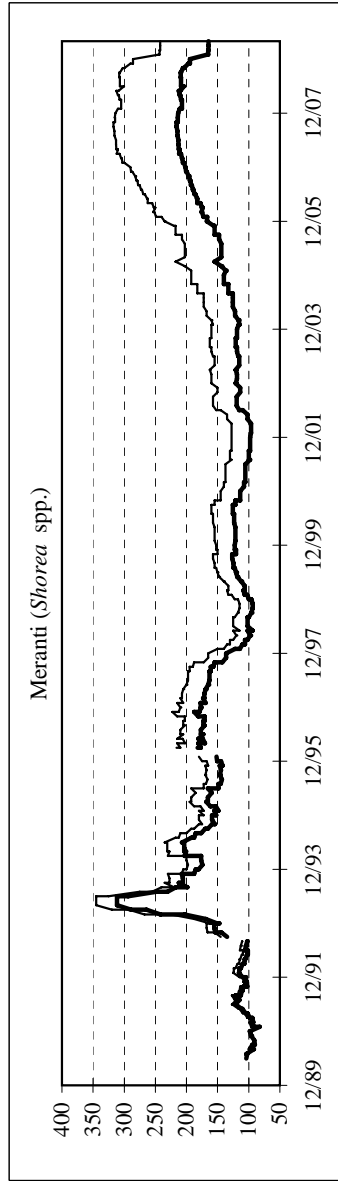
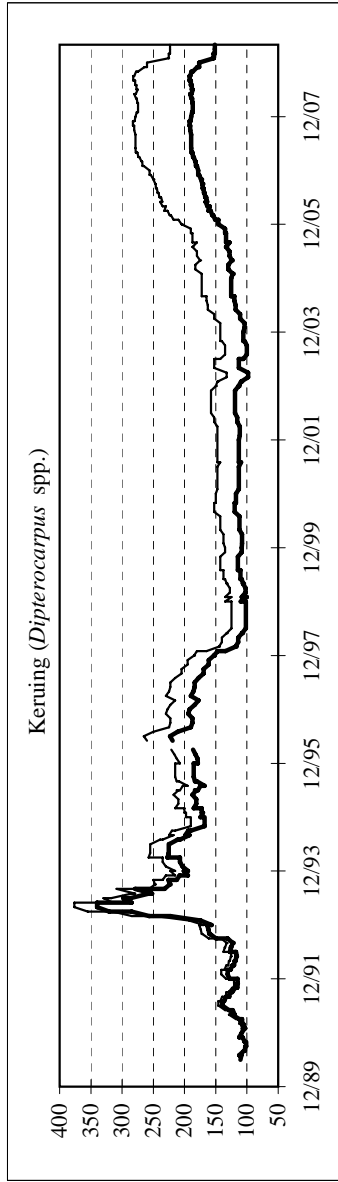
**4-1-b. Price of Malaysian Logs, 1990-2009**

Bold lines show FOB prices in constant 1990 US\$ per cubic meter (deflated by the IMF's Consumer Price Index for industrial countries). Normal lines show nominal FOB price trends. Graphs on this page show major log export species from Malaysia. Grades are Sawmill Quality and up.



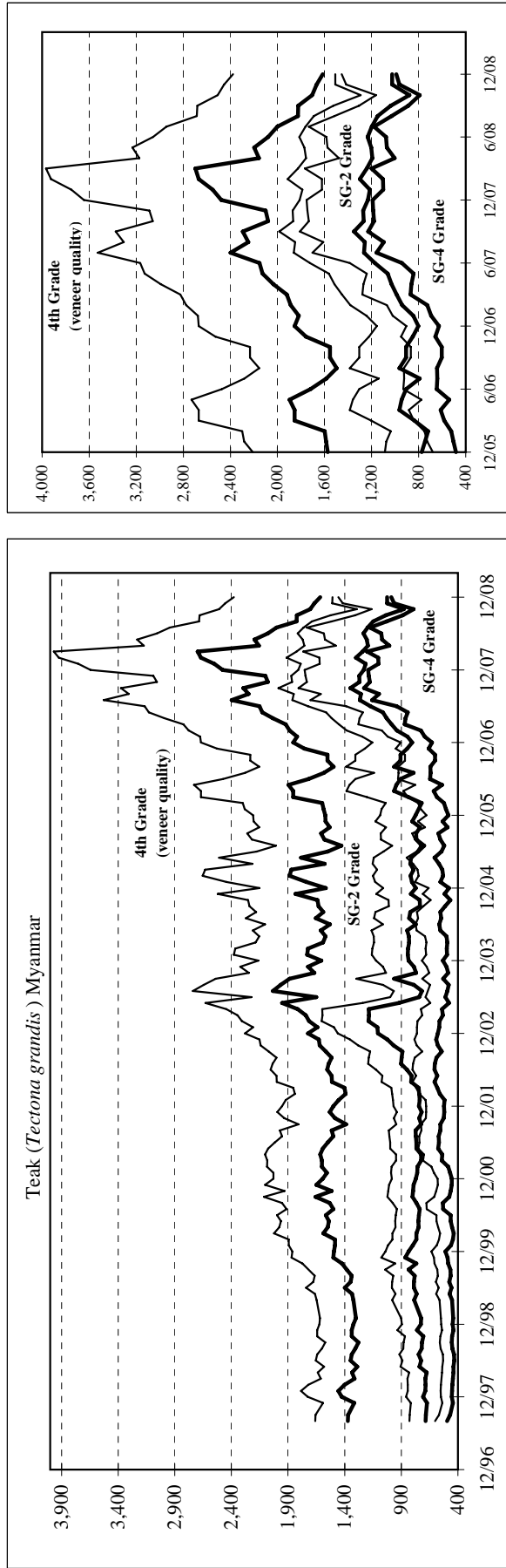
**4-1-b. Price of Malaysian Logs (cont.), 1990-2009**

Bold lines show FOB prices for Keruing and Meranti and domestic prices for Rubberwood in constant 1990 US\$ per cubic meter (deflated by the IMF's Consumer Price Index for industrial countries). Normal lines show nominal FOB price trends. Graphs on this page show major log export species from Malaysia. Grades are Sawmill Quality and up.



**4-1-c. Price of Myanmar Teak Logs, 1997-2009**

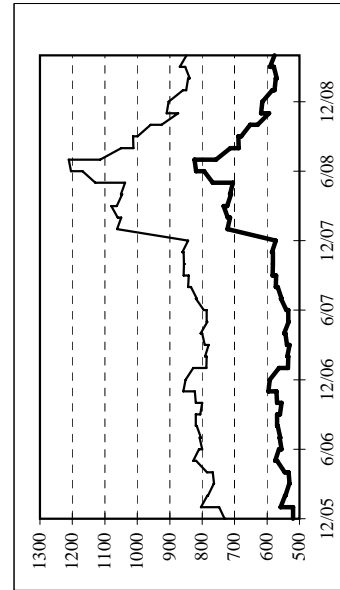
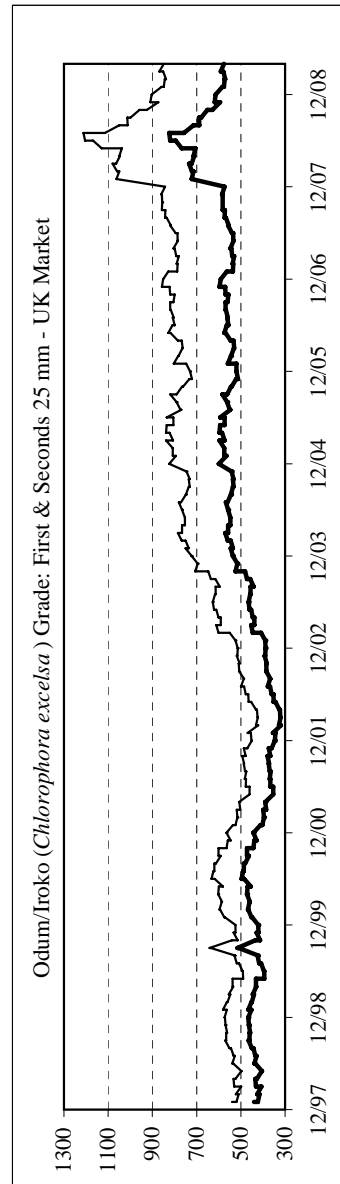
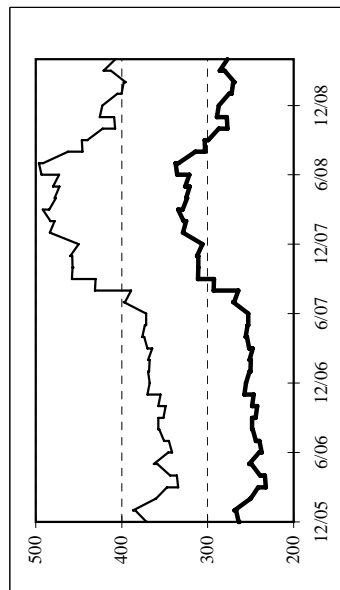
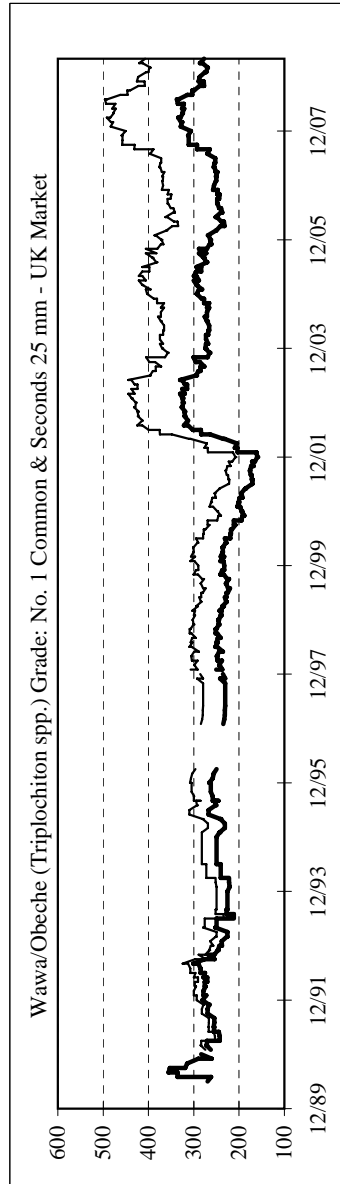
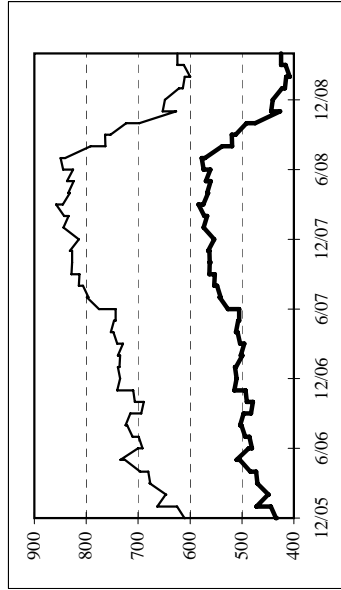
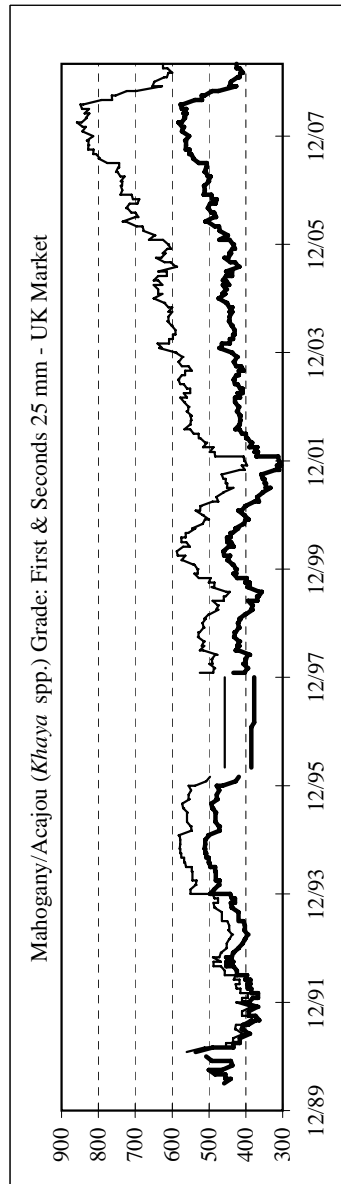
Bold lines show FOB prices for three Teak grades in constant 1990 US\$ per cubic meter (deflated by the IMF's Consumer Price Index for industrial countries). Normal lines show nominal FOB and domestic prices trends for these species, respectively.





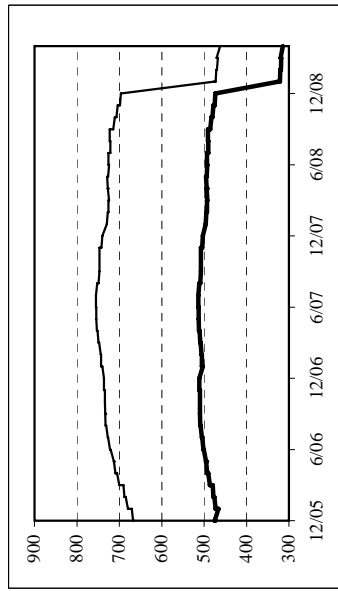
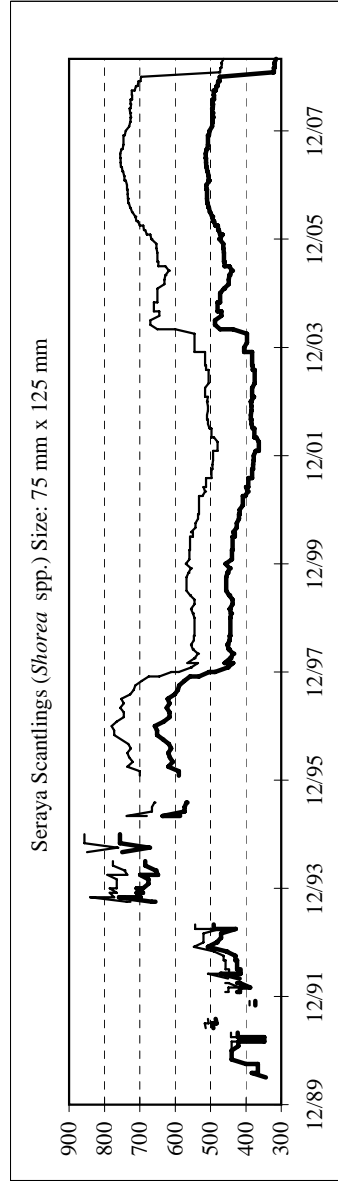
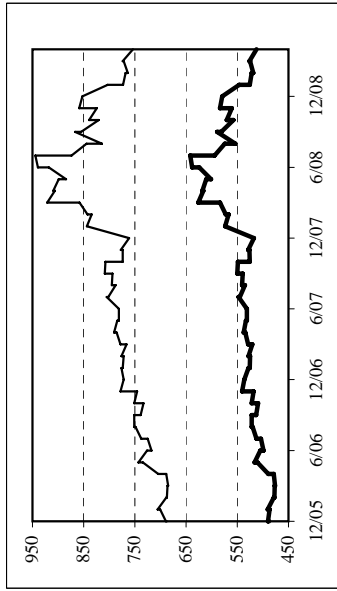
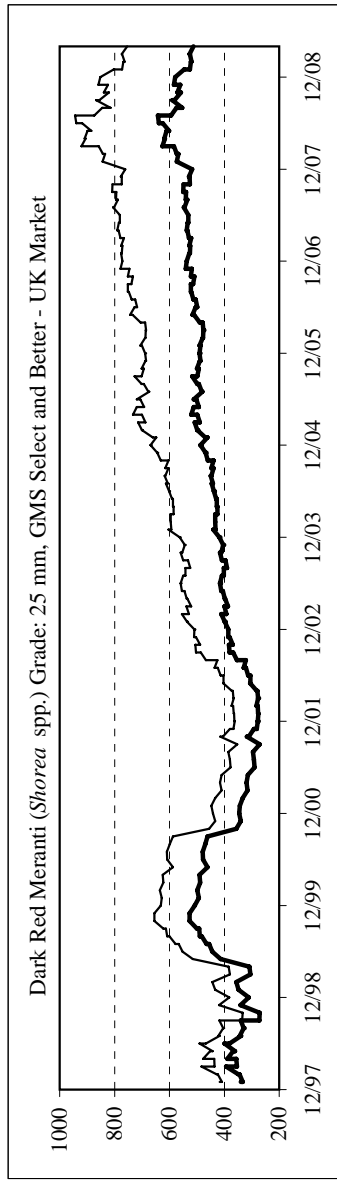
**4-2-a. Price of Ghanaian Sawwood, 1990-2009**

Bold lines show FOB prices in constant 1990 US\$ per cubic meter (deflated by the IMF's Consumer Price Index for industrial countries). Normal lines show nominal FOB price trends. The price series to December 2007 has been discontinued. A new price series was initiated in January 2008 based on a wider sample size.



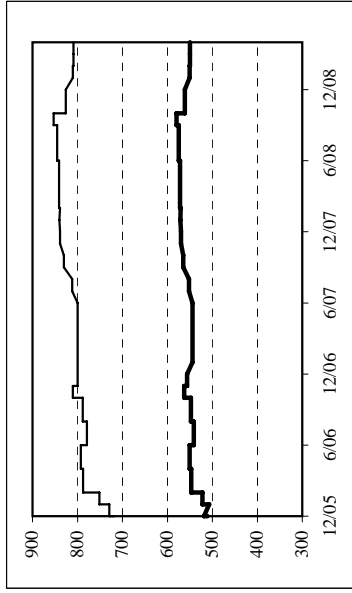
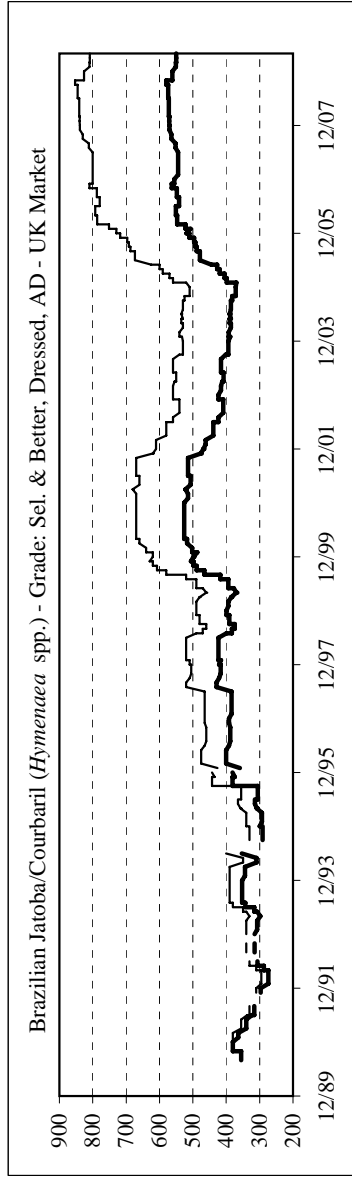
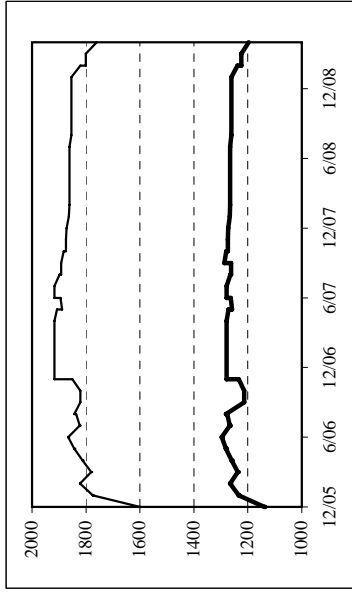
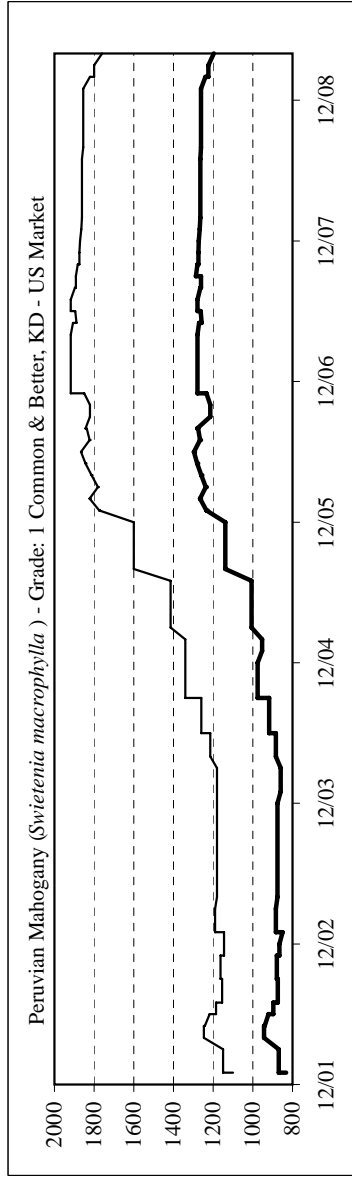
**4-2-b. Price of Malaysian Sawwood, 1990-2009**

Bold lines show FOB prices in constant 1990 US\$ per cubic meter (deflated by the IMF's Consumer Price Index for industrial countries). Normal lines show nominal FOB price trends. Grades are Kiln Dried.



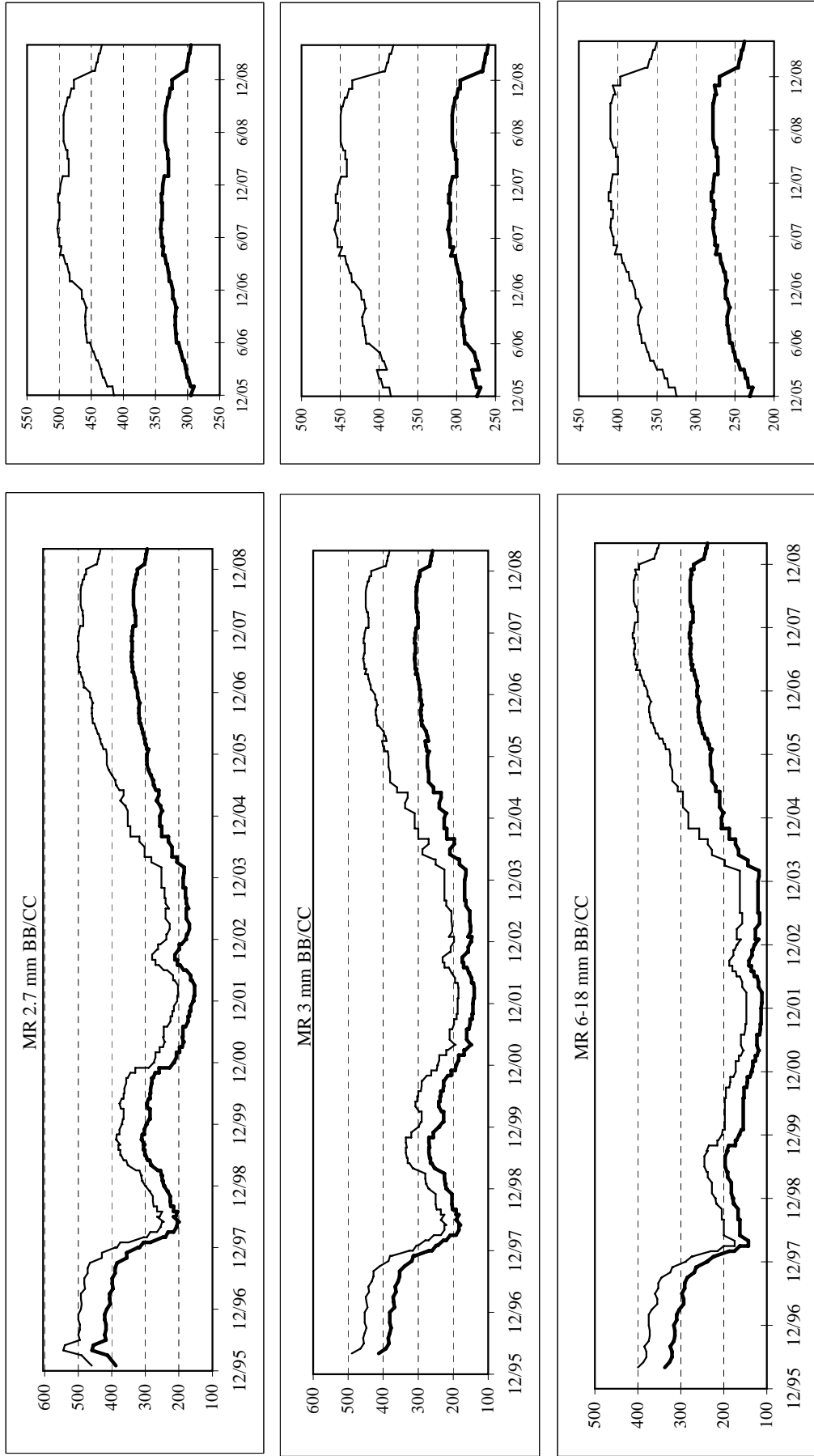
### 4-2-c. Price of Latin American Sawwood, 1990-2009

Bold lines show FOB prices in constant 1990 US\$ per cubic meter (deflated by the IMF's Consumer Price Index for industrial countries). Normal lines show nominal FOB price trends.



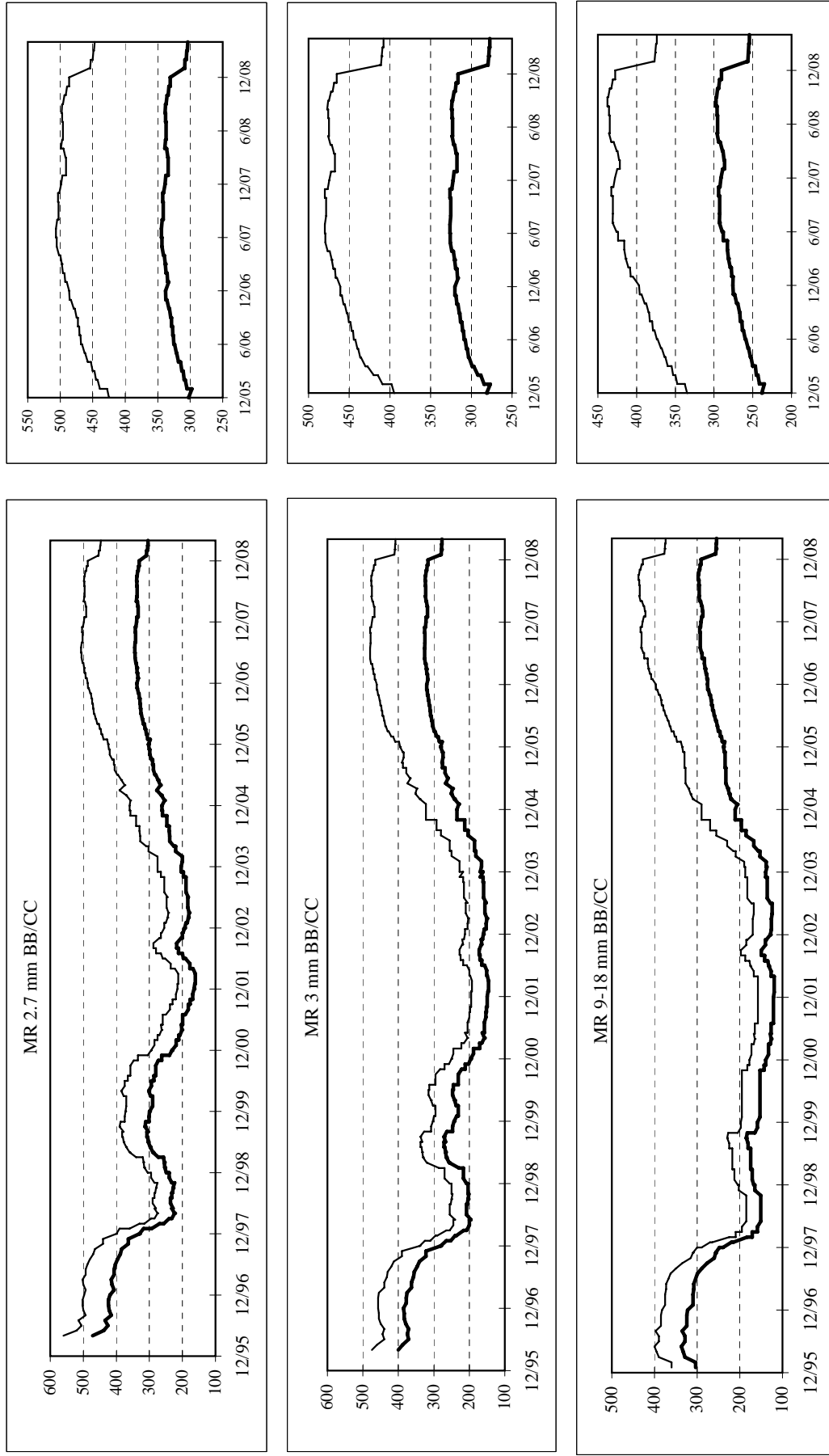
**4-3-a. Price of Indonesian Plywood, 1996-2009**

Bold lines show FOB prices in constant 1990 US\$ per cubic meter (deflated by the IMF's Consumer Price Index for industrial countries). Normal lines show nominal FOB price trends.



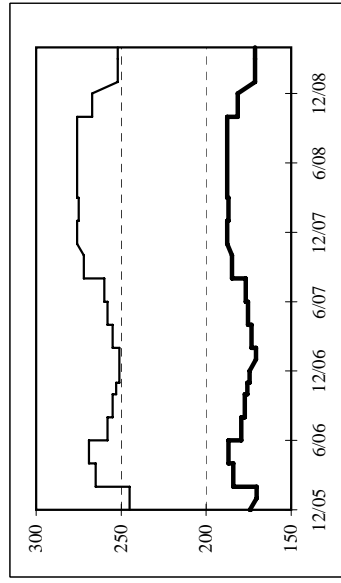

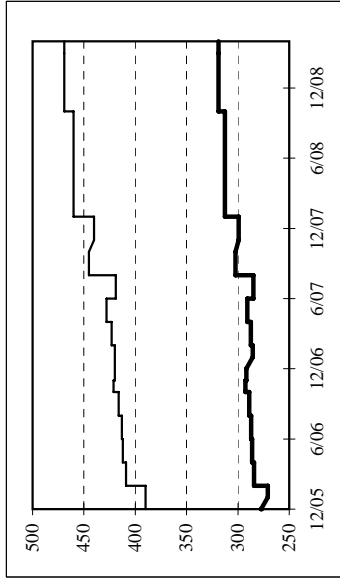
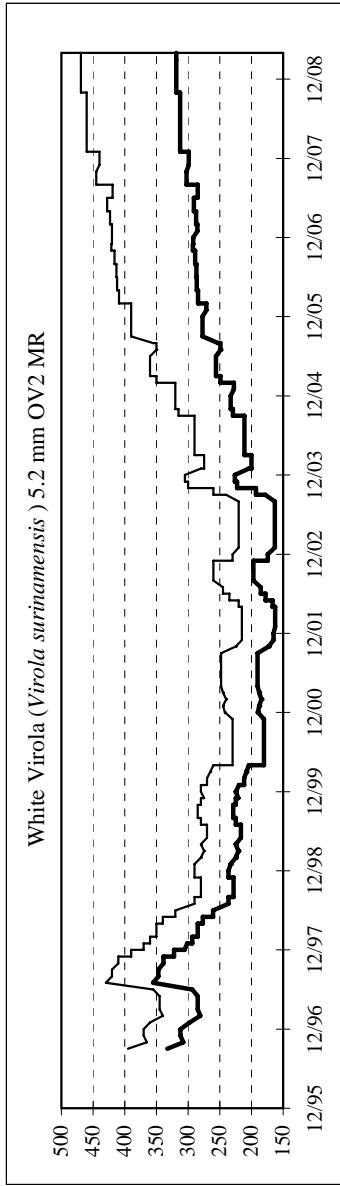
### 4-3-b. Price of Malaysian Plywood, 1996-2009

Bold lines show FOB prices in constant 1990 US\$ per cubic meter (deflated by the IMF's Consumer Price Index for industrial countries). Normal lines show nominal FOB price trends.



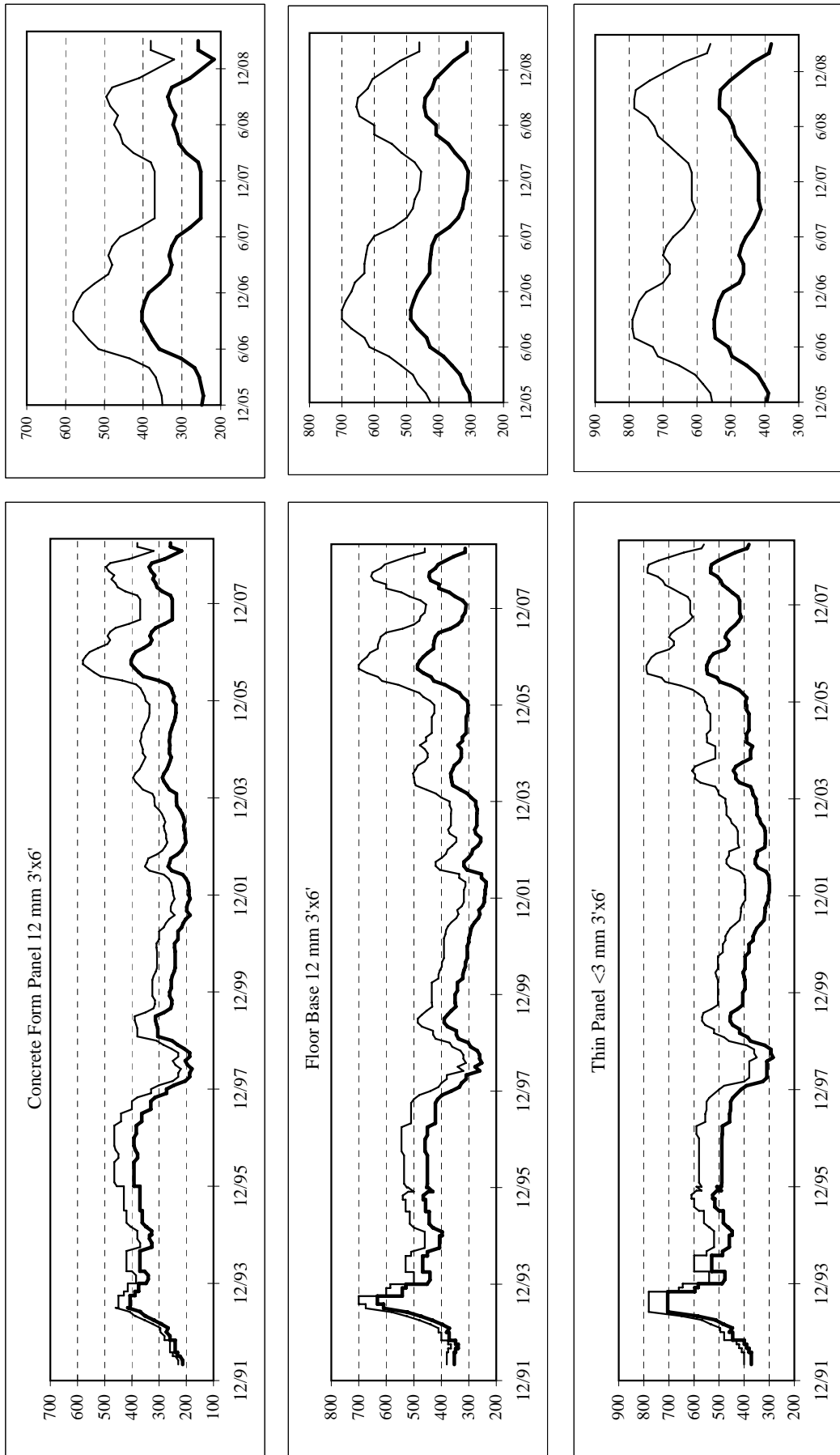
**4-3-c. Price of Brazilian Plywood, 1996-2009**

Bold lines show FOB prices in constant 1990 US\$ per cubic meter (deflated by the IMF's Consumer Price Index for industrial countries). Normal lines show nominal FOB price trends.



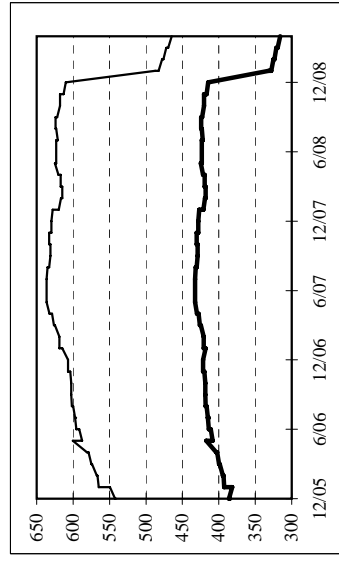
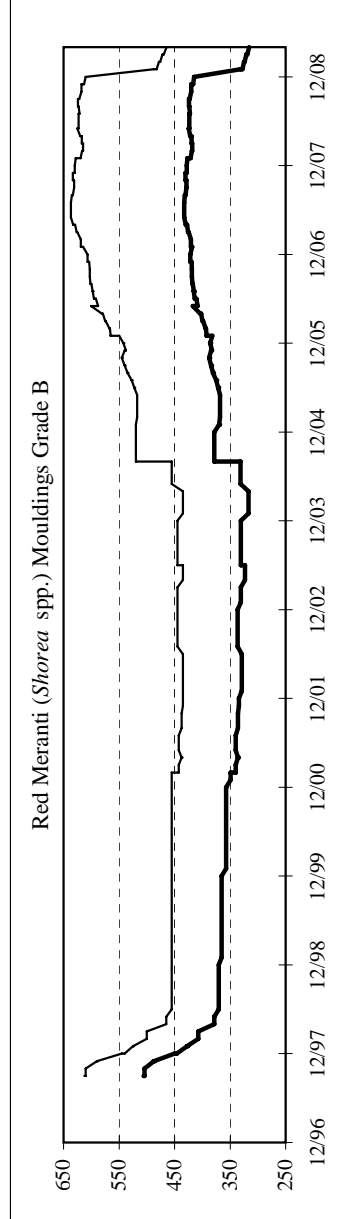
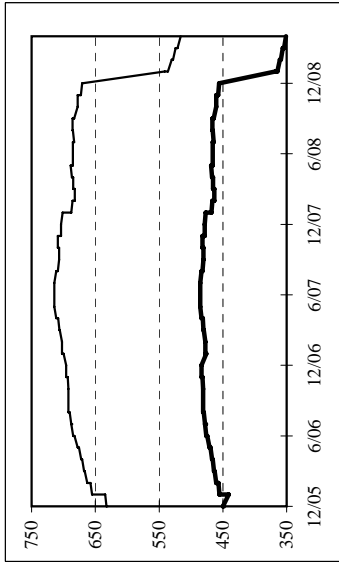
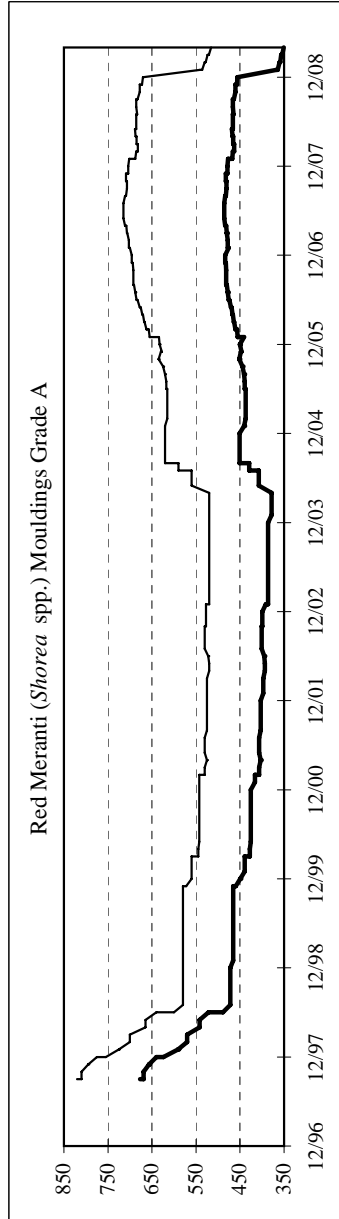
**4-3-d. Price of Japanese Plywood Imports, 1992-2009**

Bold lines show prices in constant 1990 US\$ per cubic meter (deflated by the IMF's Consumer Price Index for industrial countries). Normal lines show nominal price trends. All prices are C&F to Japan from Indonesia. Grades for all products are B/BB Moisture Resistant.



**4-4-a. Price of Secondary Processed Sawwood Products from Indonesia, 1997-2009**

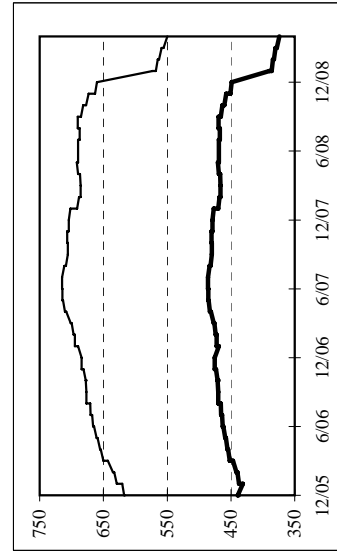
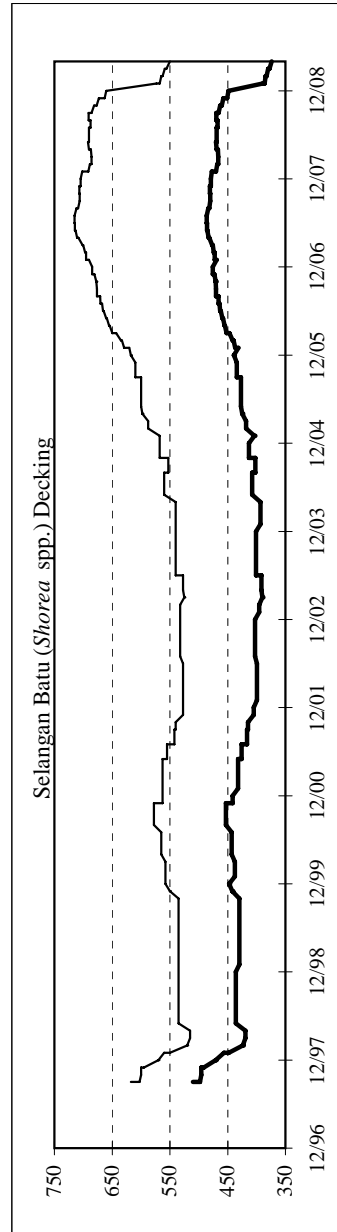
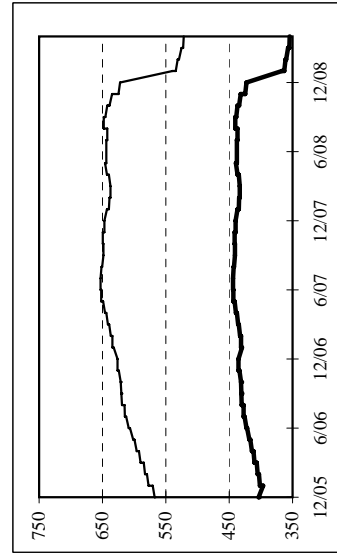
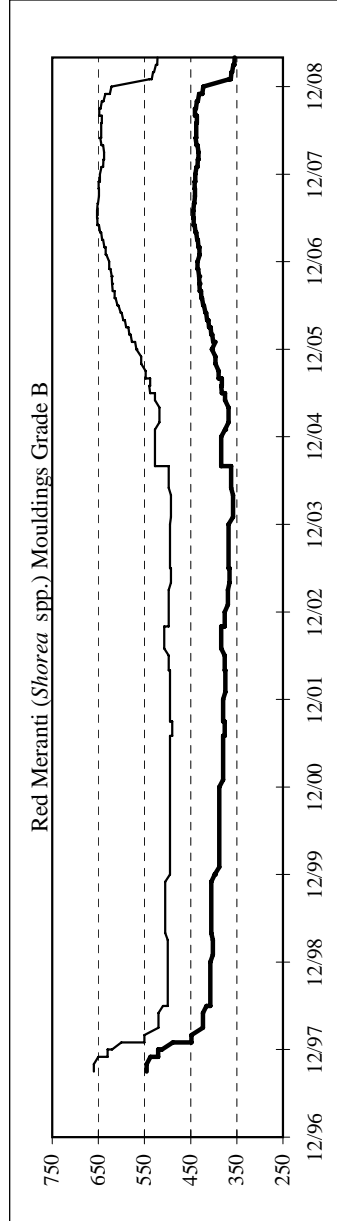
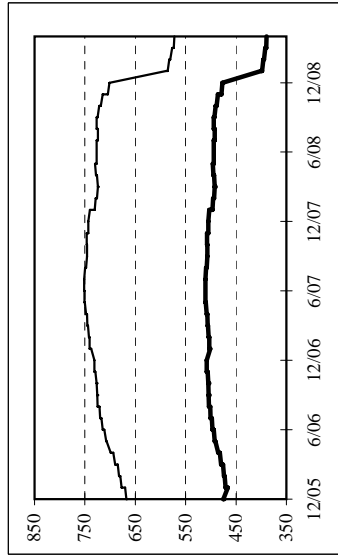
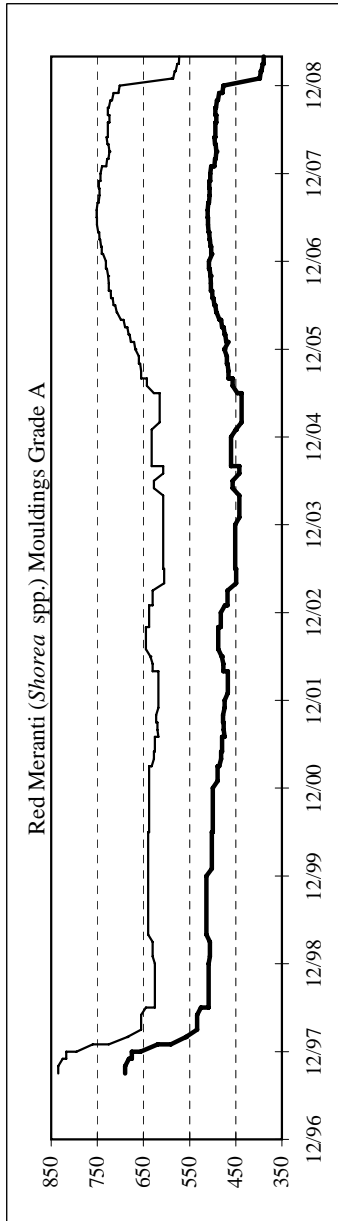
Bold lines show prices in constant 1990 US\$ per cubic meter (deflated by the IMF's Consumer Price Index for industrial countries). Normal lines show nominal price trends. All prices are FOB, Indonesia.





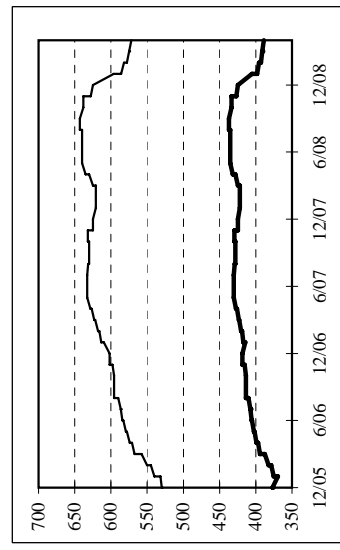
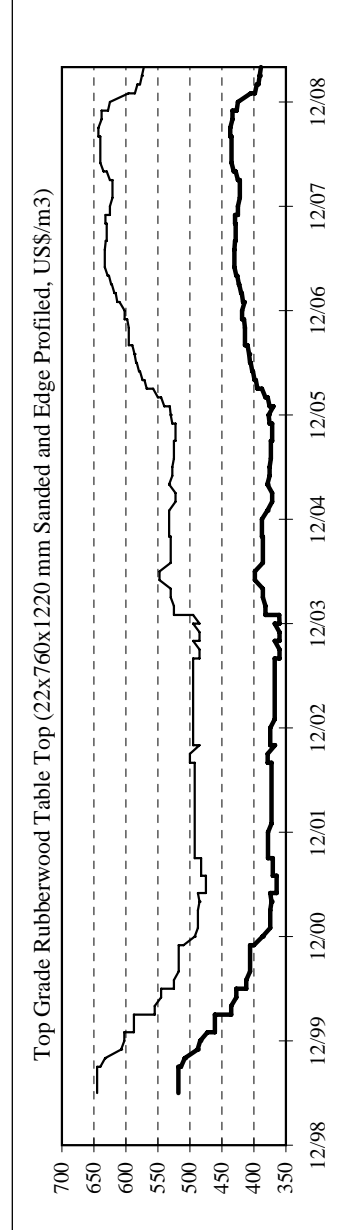
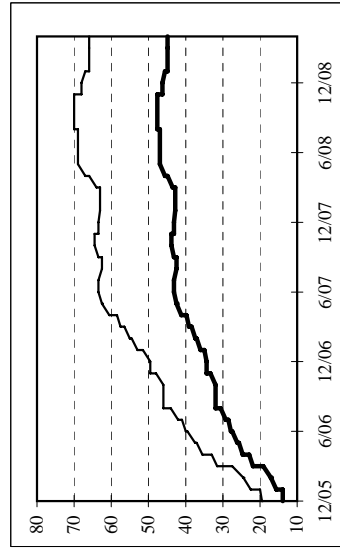
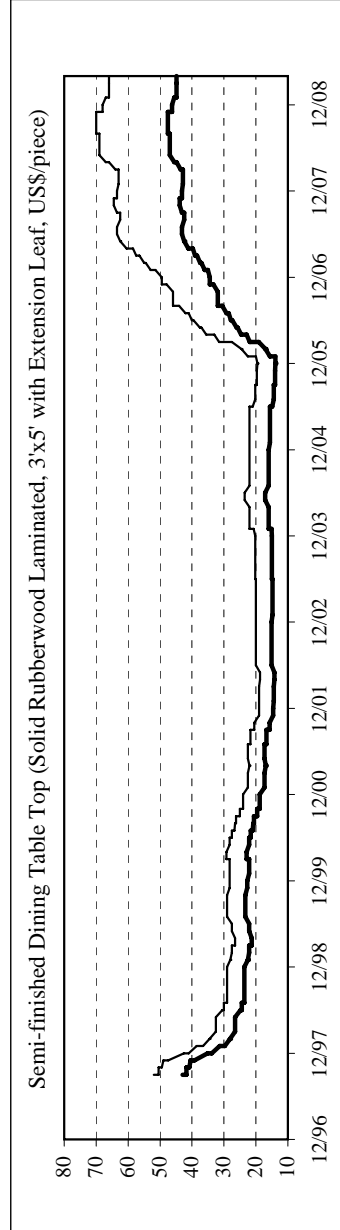
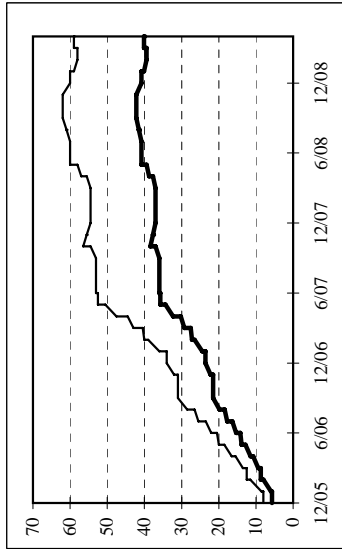
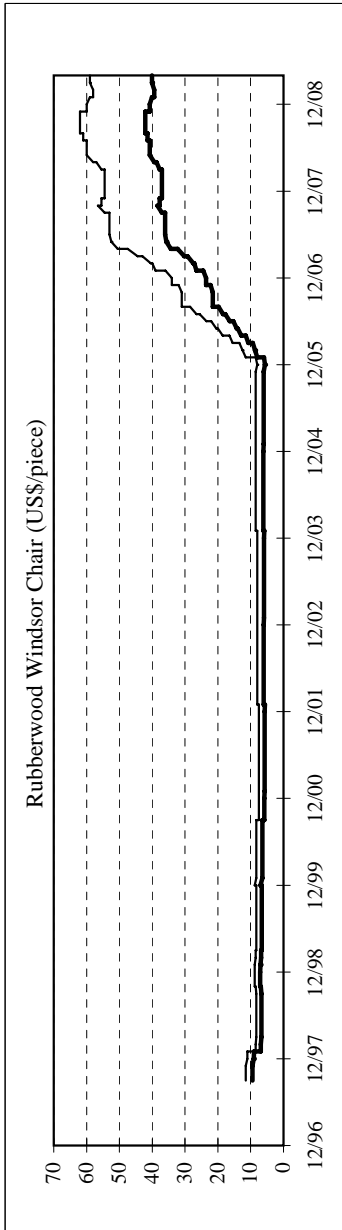
**4-4-b. Price of Secondary Processed Sawwood Products from Malaysia, 1997-2009**

Bold lines show prices in constant 1990 US\$ per cubic meter (deflated by the IMF's Consumer Price Index for industrial countries). Normal lines show nominal price trends. All prices are FOB, Malaysia.



**4-4-c. Price of Furniture and Furniture Parts from Malaysia, 1997-2009**

Bold lines show prices in constant 1990 US\$ (deflated by the IMF's Consumer Price Index for industrial countries). Normal lines show nominal price trends. All prices are FOB, Malaysia.



## **APPENDIX 5**

### **Trade in Secondary Processed Wood Products, 2003-2007**

Table 5-1. Major Importers of Secondary Processed wood Products .....	189
Table 5-2. Types of SPWP Imported by Major Importers, 2007.....	190
Table 5-3. Major Tropical Importers of Secondary Processed Wood Products .....	191
Table 5-4. Types of SPWP Imported by Major Tropical Importers, 2007 .....	192
Table 5-5. Major Exporters of Secondary Processed wood Products .....	193
Table 5-6. Types of SPWP Exported by Major Exporters, 2007 .....	194
Table 5-7. Major Tropical Exporters of Secondary Processed Wood Products.....	195
Table 5-8. Types of SPWP Exported by Major Tropical Exporters, 2007 .....	196

**N.B.** Export values/prices are FOB; import values are CIF, unless otherwise stated.



Importer		Table 5-1. Major Importers of Secondary Processed Wood Products [1000 US\$; (% share)]									
		From	2003	2004	2005	2006	2007				
European Union+ of which:	World	23,842,776	28,072,019	29,579,492	32,141,777	38,084,599					
	ITTO Prod.	2,602,005	3,158,733	3,389,337	3,547,645	4,080,034					
	ITTO Con.	17,206,055	20,250,866	21,405,500	23,339,136	27,954,403					
Germany	World	5,452,623	5,690,499	5,994,423	6,321,438	6,564,391					
	ITTO Prod.	331,004	402,347	443,822	464,374	522,937					
	ITTO Con.	3,856,782	3,997,282	4,233,818	4,481,694	4,506,032					
United Kingdom	World	4,476,018	5,662,394	5,430,000	5,863,398	6,966,524					
	ITTO Prod.	648,320	757,353	743,329	818,784	898,644					
	ITTO Con.	3,245,142	4,162,160	3,969,810	4,287,636	5,246,654					
France	World	3,267,030	4,040,813	4,452,113	4,780,896	5,910,471					
	ITTO Prod.	377,272	463,937	542,318	544,452	679,449					
	ITTO Con.	2,441,921	3,011,720	3,302,644	3,573,677	4,461,228					
Netherlands	World	1,675,016	1,925,073	1,995,056	2,242,915	2,702,743					
	ITTO Prod.	303,129	372,776	417,542	450,559	501,141					
	ITTO Con.	1,145,548	1,310,066	1,346,128	1,522,868	1,901,129					
Belgium	World	1,702,459	2,025,455	2,110,866	2,231,712	2,714,455					
	ITTO Prod.	209,729	253,045	260,721	275,931	320,421					
	ITTO Con.	1,357,312	1,590,015	1,676,305	1,745,319	2,136,480					
Italy	World	1,399,600	1,754,621	1,925,758	2,208,422	2,608,400					
	ITTO Prod.	238,376	304,250	311,493	304,401	342,477					
	ITTO Con.	794,042	1,018,922	1,147,843	1,337,191	1,629,221					
USA	World	18,396,179	21,705,968	23,827,552	24,983,744	23,821,557					
	ITTO Prod.	3,932,117	4,760,175	5,163,274	5,207,712	4,663,444					
	ITTO Con.	13,245,734	15,290,859	16,680,233	17,488,218	16,780,183					
Japan	World	3,310,167	3,828,152	3,933,759	4,130,982	3,847,822					
	ITTO Prod.	997,626	1,179,068	1,146,820	1,158,848	1,572,382					
	ITTO Con.	2,034,784	2,340,548	2,450,515	2,589,706	2,117,469					
Canada	World	1,651,854	2,102,280	2,432,482	2,893,768	3,276,394					
	ITTO Prod.	249,128	306,360	334,839	351,830	368,965					
	ITTO Con.	1,294,278	1,665,781	1,932,905	2,347,083	2,684,129					
Switzerland	World	1,598,899	1,867,654	2,021,998	2,206,094	2,623,788					
	ITTO Prod.	23,073	26,078	29,423	33,915	39,983					
	ITTO Con.	1,510,345	1,745,588	1,888,080	2,065,549	2,447,861					
ITTO Consumers	World	52,574,816	61,789,186	66,312,827	71,424,758	78,231,726					
	ITTO Prod.	8,334,807	10,051,010	10,689,155	10,971,955	11,091,440					
	ITTO Con.	38,261,119	44,523,764	47,797,372	51,708,787	57,233,970					
World*	World	58,092,053	68,490,152	74,289,786	80,681,324	89,806,753					
	ITTO Prod.	9,191,595	11,051,217	11,876,545	12,252,491	12,575,301					
	ITTO Con.	41,783,606	48,832,770	52,986,685	57,740,344	64,818,566					

+ EU 15 country members. China includes People's Republic of China plus Hong Kong and Macao Special Administrative Regions- see text for breakdown.  
\* World total includes mirror statistics obtained due to incomplete trade data for some countries (see text).

Table 5-2. Types of SPWP Imported by Major Importers, 2007 [1000 US\$; (% share)]											
Importer	From	Wooden Furniture and Parts		Builder's Woodwork		Other SPWP		Mouldings		Cane and Bamboo Furniture and Parts	
European Union+	World	23,215,260	(9)	5,746,722	(11)	6,046,316	(7)	2,317,095	(28)	759,205	(31)
	ITTO Prod.	2,112,983	(74)	659,411	(75)	434,883	(75)	638,678	(63)	234,078	(53)
	ITTO Con.	17,290,725	(6)	4,295,003	(9)	4,513,088	(68)	1,454,283	(24)	401,304	(37)
Germany	World	3,777,085	(7)	863,169	(7)	1,512,636	(7)	277,396	(24)	134,105	(39)
	ITTO Prod.	221,536	(71)	79,827	(67)	102,899	(68)	65,970	(59)	52,705	(69)
	ITTO Con.	2,679,080	(12)	579,624	(19)	1,034,070	(80)	164,015	(13)	49,243	(22)
United Kingdom	World	4,829,169	(75)	929,155	(75)	694,428	(9)	385,543	(78)	125,590	(69)
	ITTO Prod.	582,992	(75)	177,891	(13)	60,562	(7)	49,370	(37)	27,830	(20)
	ITTO Con.	3,598,417	(10)	696,980	(81)	552,149	(80)	301,410	(59)	86,698	(61)
France+	World	3,905,862	(8)	539,427	(8)	994,732	(7)	322,943	(48)	147,507	(47)
	ITTO Prod.	386,931	(76)	69,347	(79)	74,407	(82)	119,068	(49)	29,696	(35)
	ITTO Con.	2,952,584	(82)	437,108	(12)	790,983	(7)	190,909	(25)	89,690	(20)
Belgium	World	1,674,652	(8)	309,789	(8)	477,229	(7)	198,788	(67)	53,997	(42)
	ITTO Prod.	136,550	(75)	37,866	(67)	31,711	(82)	95,493	(27)	18,801	(35)
	ITTO Con.	1,378,352	(12)	245,664	(25)	390,281	(6)	96,675	(61)	25,508	(42)
Netherlands	World	1,684,740	(12)	300,711	(12)	421,234	(6)	251,187	(26)	44,870	(45)
	ITTO Prod.	208,803	(55)	74,344	(73)	27,260	(66)	167,353	(37)	23,381	(37)
	ITTO Con.	1,266,425	(18)	202,498	(18)	344,996	(20)	68,209	(43)	19,001	(20)
Italy	World	1,002,584	(18)	680,332	(18)	522,994	(8)	343,228	(26)	59,262	(45)
	ITTO Prod.	122,501	(71)	59,430	(77)	43,230	(74)	90,664	(60)	26,652	(37)
	ITTO Con.	555,764	(11)	495,229	(32)	345,474	(23)	210,571	(34)	22,183	(35)
USA	World	16,175,456	(18)	2,574,591	(18)	2,996,769	(20)	1,448,379	(37)	626,363	(75)
	ITTO Prod.	2,953,003	(71)	458,085	(77)	588,363	(74)	536,952	(43)	127,042	(20)
	ITTO Con.	11,489,398	(26)	1,991,592	(60)	2,207,590	(23)	622,909	(60)	488,693	(48)
Japan	World	1,898,728	(11)	925,880	(11)	1,010,663	(14)	318,424	(14)	82,892	(35)
	ITTO Prod.	486,761	(59)	300,023	(60)	233,791	(73)	107,494	(76)	29,371	(48)
	ITTO Con.	1,123,984	(11)	555,258	(4)	741,180	(14)	189,937	(14)	40,130	(18)
Canada	World	2,065,518	(81)	342,507	(93)	347,183	(82)	477,109	(76)	44,077	(72)
	ITTO Prod.	230,516	(81)	15,099	(1)	50,309	(87)	65,172	(97)	7,869	(4)
	ITTO Con.	1,681,721	(94)	319,396	(93)	286,344	(87)	364,979	(97)	31,689	(92)
Switzerland	World	1,665,980	(1)	515,257	(1)	296,513	(8)	88,646	(1)	57,392	(4)
	ITTO Prod.	10,343	(13)	3,539	(13)	22,628	(12)	1,241	(30)	2,233	(25)
	ITTO Con.	1,571,226	(13)	481,223	(14)	256,639	(12)	85,899	(58)	52,873	(64)
ITTO Consumers	World	48,846,028	(13)	11,020,358	(13)	11,477,558	(12)	5,191,061	(30)	1,696,721	(64)
	ITTO Prod.	6,208,105	(74)	1,540,124	(76)	1,378,791	(75)	1,543,569	(58)	420,850	(24)
	ITTO Con.	36,142,234	(13)	8,344,309	(13)	8,652,961	(12)	3,006,294	(30)	1,088,171	(65)
World*	World	56,005,415	(13)	12,787,270	(13)	12,895,627	(12)	6,003,618	(30)	2,114,823	(65)
	ITTO Prod.	7,062,968	(73)	1,680,861	(74)	1,523,362	(74)	1,800,776	(57)	507,333	(24)
	ITTO Con.	41,063,948	(73)	9,411,497	(73)	9,582,984	(74)	3,394,516	(57)	1,365,620	(65)

+ EU 15 country members. China includes People's Republic of China plus Hong Kong and Macao Special Administrative Regions - see text for breakdown.  
\* World total includes mirror statistics obtained due to incomplete trade data for some countries (see text).

Importer		2003		2004		2005		2006		2007	
		From									
Mexico	World	404,215	409,581	(10)	(12)	487,097	567,969	(14)	598,824	(14)	
	ITTO Prod.	40,842	50,880	(83)	(82)	60,876	76,793	(80)	84,658	(77)	
	ITTO Con.	336,491	334,865	(68)	(63)	394,058	455,404	(58)	461,285	(50)	
Singapore	World	322,476	300,724	(29)	(32)	304,353	344,524	(43)	417,170	(45)	
	ITTO Prod.	217,698	190,171	(80)	(76)	175,698	181,617	(70)	208,773	(64)	
	ITTO Con.	93,268	97,662	(29)	(32)	116,356	149,353	(43)	187,027	(45)	
Malaysia	World	114,883	165,961	(64)	(63)	183,854	231,666	(21)	258,947	(23)	
	ITTO Prod.	26,441	37,819	(64)	(63)	34,659	48,138	(59)	60,639	(58)	
	ITTO Con.	74,060	104,573	(64)	(63)	118,666	135,894	(59)	149,656	(58)	
India	World	40,067	62,906	(36)	(29)	119,709	197,680	(22)	248,692	(21)	
	ITTO Prod.	14,415	18,346	(36)	(29)	31,160	44,004	(22)	51,557	(21)	
	ITTO Con.	21,363	38,257	(53)	(61)	73,937	129,455	(65)	169,384	(68)	
Thailand	World	37,282	52,938	(26)	(28)	63,939	87,276	(31)	94,154	(30)	
	ITTO Prod.	9,864	14,918	(56)	(56)	16,073	27,051	(55)	28,251	(59)	
	ITTO Con.	20,788	29,770	(56)	(56)	38,046	48,409	(55)	55,749	(59)	
Venezuela	World	18,486	29,861	(35)	(43)	48,473	70,334	(57)	99,714	(68)	
	ITTO Prod.	6,392	12,787	(35)	(43)	25,768	40,146	(41)	67,740	(29)	
	ITTO Con.	11,720	16,638	(63)	(56)	21,909	28,753	(41)	29,340	(29)	
Dominican Republic*	World	28,014	37,809	(20)	(21)	48,072	47,102	(22)	63,805	(26)	
	ITTO Prod.	5,610	7,925	(73)	(77)	8,799	10,490	(75)	16,766	(71)	
	ITTO Con.	20,536	28,925	(22)	(21)	37,778	35,435	(11)	45,337	(48)	
Oman	World	13,923	40,650	(93)	(12)	45,383	59,918	(46)	84,136	(10)	
	ITTO Prod.	93	5,062	(22)	(42)	5,190	6,737	(2)	8,137	(10)	
	ITTO Con.	3,105	16,934	(34)	(35)	19,538	27,776	(26)	40,597	(23)	
Vietnam*	World	20,125	29,698	(53)	(57)	45,284	46,923	(70)	63,113	(70)	
	ITTO Prod.	6,939	10,352	(80)	(80)	12,360	12,136	(20)	14,452	(10)	
	ITTO Con.	10,623	16,964	(14)	(13)	31,181	32,868	(61)	43,992	(66)	
Indonesia	World	15,661	24,896	(77)	(4)	41,898	50,940	(2)	53,239	(2)	
	ITTO Prod.	2,118	3,209	(98)	(95)	5,348	10,423	(98)	5,333	(98)	
	ITTO Con.	12,597	19,996	(77)	(4)	27,367	30,875	(2)	34,914	(2)	
Cayman Isl.*	World	6,681	10,742	(77)	(4)	41,063	24,343	(467)	25,823	(417)	
	ITTO Prod.	77	437	(98)	(95)	801	467	(2)	417	(2)	
	ITTO Con.	6,545	10,256	(77)	(4)	40,114	23,798	(98)	25,380	(98)	
Barbados	World	33,245	34,203	(41)	(36)	37,323	40,717	(38)	36,802	(38)	
	ITTO Prod.	13,505	12,476	(57)	(57)	14,839	15,368	(61)	14,015	(61)	
	ITTO Con.	18,855	19,410	(57)	(57)	21,914	24,918	(61)	22,311	(61)	
ITTO Producers	World	835,246	938,505	(19)	(22)	1,231,886	1,548,723	(21)	1,775,433	(24)	
	ITTO Prod.	157,840	201,960	(71)	(69)	261,376	345,535	(67)	422,691	(65)	
	ITTO Con.	595,865	651,505	(71)	(69)	838,509	1,030,345	(68)	1,154,514	(65)	

\* Mirror statistics from partner countries used for Cayman Isl., Dominican Republic and Vietnam.

Table 5-4. Types of SPWP Imported by Major Tropical Importers, 2007 [1000 US\$, (% share)]									
Importer	From	Wooden Furniture and Parts	Builder's Woodwork	Other SPWP	Mouldings	Cane and Bamboo Furniture and Parts			
Mexico	World	321,260	52,337	130,321	80,729	14,176			
	ITTO Prod.	52,473 (16)	7,859 (15)	7,454 (6)	12,055 (15)	4,817 (34)			
Singapore	ITTO Con.	252,639 (79)	39,125 (75)	101,139 (78)	59,434 (74)	8,947 (63)			
	World	223,281	29,654	78,108	21,773	64,354			
Malaysia	ITTO Prod.	108,894 (49)	18,675 (63)	50,577 (65)	17,916 (82)	12,711 (20)			
	ITTO Con.	104,049 (47)	8,882 (30)	22,145 (28)	2,305 (11)	49,645 (77)			
World	World	153,154	8,060	37,935	53,220	6,577			
	ITTO Prod.	10,884 (7)	3,107 (39)	2,474 (7)	43,615 (82)	558 (8)			
India	ITTO Con.	106,608 (70)	4,419 (55)	25,707 (68)	8,660 (16)	4,262 (65)			
	World	171,680	10,288	27,895	8,281	30,548			
Thailand	ITTO Prod.	39,181 (23)	1,346 (13)	1,313 (5)	1,581 (19)	8,137 (27)			
	ITTO Con.	114,297 (67)	8,604 (84)	20,957 (75)	6,280 (76)	19,244 (63)			
World	World	39,251	13,853	20,467	11,445	9,138			
	ITTO Prod.	9,825 (25)	9,644 (70)	3,789 (19)	4,359 (38)	634 (7)			
Venezuela	ITTO Con.	26,124 (67)	3,398 (25)	14,049 (69)	4,653 (41)	7,525 (82)			
	World	63,816	4,804	10,243	18,157	2,694			
Dominican Rep.*	ITTO Prod.	41,612 (65)	2,638 (55)	6,104 (60)	16,839 (93)	547 (20)			
	ITTO Con.	20,971 (33)	1,914 (40)	4,054 (40)	396 (2)	2,005 (74)			
World	World	34,297	9,770	10,835	3,534	5,369			
	ITTO Prod.	8,181 (24)	4,044 (41)	1,935 (18)	1,007 (28)	1,599 (30)			
Oman	ITTO Con.	25,875 (75)	5,486 (56)	8,179 (75)	2,287 (65)	3,510 (65)			
	World	71,062	2,697	8,140	523	1,714			
Vietnam*	ITTO Prod.	6,552 (9)	119 (4)	1,398 (17)	4 (1)	64 (4)			
	ITTO Con.	36,993 (52)	1,258 (47)	1,680 (21)	266 (51)	400 (23)			
World	World	31,296	4,196	22,275	2,043	3,301			
	ITTO Prod.	8,053 (26)	2,457 (59)	1,724 (8)	1,778 (87)	440 (13)			
Indonesia	ITTO Con.	20,067 (64)	1,642 (39)	19,707 (88)	213 (10)	2,363 (72)			
	World	36,828	2,773	6,776	3,315	3,545			
Cayman Isl.*	ITTO Prod.	3,138 (9)	853 (31)	233 (3)	911 (27)	197 (6)			
	ITTO Con.	21,722 (59)	1,855 (67)	6,149 (91)	2,393 (72)	2,794 (79)			
World	World	18,468	4,902	1,562	383	508			
	ITTO Prod.	301 (2)	30 (1)	45 (3)	38 (10)	26 (5)			
Barbados	ITTO Con.	18,153 (98)	4,869 (99)	1,508 (97)	345 (90)	505 (99)			
	World	9,310	6,608	2,019	16,305	2,560			
ITTO Producers	ITTO Prod.	2,755 (30)	3,444 (52)	174 (9)	7,224 (44)	417 (16)			
	ITTO Con.	6,378 (69)	3,124 (47)	1,820 (90)	9,079 (56)	1,909 (75)			
World	World	1,054,726	141,025	298,058	193,225	88,399			
	ITTO Prod.	247,529 (23)	40,230 (29)	30,693 (10)	83,444 (43)	20,795 (24)			
ITTO Con.	696,511 (66)	89,073 (63)	218,529 (73)	91,225 (47)	59,177 (67)				

\* Mirror statistics from partner countries used for Dominican Rep., Vietnam and Cayman Isl.



Exporter		Table 5-5. Major Exporters of Secondary Processed Wood Products [1000 US\$; (% share)]											
		To	2003	2004	2005	2006	2007						
European Union+	World	23,111,358	25,980,036	26,342,973	28,721,723	32,897,405	(1)	(1)	(1)	(1)	(1)	(1)	(1)
	ITTO Prod.	212,511	233,539	241,992	326,694	354,658	(87)	(87)	(86)	(85)	(85)	(85)	(83)
Italy	World	6,788,250	7,629,968	7,280,501	7,611,574	8,555,464	(1)	(1)	(1)	(2)	(2)	(2)	(2)
	ITTO Prod.	91,399	92,140	93,149	126,123	146,841	(80)	(79)	(76)	(73)	(73)	(73)	(69)
Germany	World	3,808,082	4,422,689	5,300,276	6,220,796	7,305,949	(0)	(1)	(1)	(1)	(1)	(1)	(1)
	ITTO Prod.	16,862	25,310	31,239	45,184	46,789	(89)	(89)	(90)	(89)	(89)	(89)	(88)
Denmark	World	2,397,510	3,948,165	4,760,241	5,518,608	6,412,644	(0)	(0)	(1)	(1)	(1)	(1)	(1)
	ITTO Prod.	8,878	13,015	14,734	17,240	15,530	(95)	(94)	(94)	(93)	(93)	(93)	(92)
France	World	1,811,776	1,979,115	1,974,658	2,176,083	2,540,710	(1)	(1)	(1)	(2)	(2)	(2)	(2)
	ITTO Prod.	20,154	26,788	24,966	36,491	40,237	(87)	(86)	(88)	(86)	(86)	(86)	(86)
Austria	World	1,235,558	1,448,489	1,697,573	1,983,466	2,451,108	(0)	(0)	(0)	(0)	(0)	(0)	(0)
	ITTO Prod.	1,602	2,157	3,162	4,900	10,663	(90)	(90)	(88)	(85)	(85)	(85)	(83)
China+	World	7,478,452	9,503,231	11,420,962	14,123,429	16,140,229	(1)	(1)	(1)	(2)	(2)	(2)	(2)
	ITTO Prod.	78,381	105,171	148,112	236,692	383,994	(94)	(93)	(92)	(91)	(91)	(91)	(88)
Canada	World	4,578,078	5,200,668	5,340,322	5,197,307	4,459,434	(0)	(0)	(0)	(0)	(0)	(0)	(0)
	ITTO Prod.	4,278	5,291	7,380	8,886	13,925	(99)	(99)	(99)	(99)	(99)	(99)	(98)
Poland	World	3,203,927	4,066,983	4,437,277	4,814,892	5,973,301	(0)	(0)	(0)	(1)	(1)	(1)	(0)
	ITTO Prod.	14,350	17,286	23,408	28,352	28,380	(86)	(85)	(85)	(84)	(84)	(84)	(82)
Indonesia	World	2,237,320	2,510,428	2,842,742	2,833,330	2,862,514	(2)	(2)	(2)	(2)	(2)	(2)	(2)
	ITTO Prod.	44,888	47,569	48,858	65,117	58,059	(89)	(89)	(89)	(90)	(90)	(90)	(89)
USA	World	1,830,655	2,014,042	2,240,008	2,540,031	2,799,989	(14)	(13)	(13)	(12)	(12)	(12)	(11)
	ITTO Prod.	258,003	265,193	282,857	309,193	319,142	(73)	(74)	(73)	(75)	(75)	(75)	(76)
Malaysia	World	1,660,345	1,984,254	2,118,707	2,347,361	2,626,818	(3)	(3)	(3)	(4)	(4)	(4)	(4)
	ITTO Prod.	42,258	57,782	65,417	86,357	117,511	(80)	(81)	(81)	(80)	(80)	(80)	(75)
ITTO Consumers	World	41,262,602	47,991,586	51,079,405	56,789,490	63,908,207	(1)	(1)	(1)	(2)	(2)	(2)	(2)
	ITTO Prod.	585,567	646,804	729,100	937,234	1,137,847	(89)	(89)	(88)	(87)	(87)	(87)	(85)
World*	World	55,517,908	65,746,355	70,327,258	78,369,098	85,498,468	(2)	(2)	(2)	(2)	(2)	(2)	(2)
	ITTO Prod.	860,161	980,154	1,127,027	1,434,040	1,753,333	(88)	(88)	(87)	(86)	(86)	(86)	(83)

+ EU 15 country members. China includes People's Republic of China plus Hong Kong and Macao Special Administrative Regions - see text for breakdown.

\* World total includes mirror statistics obtained due to incomplete trade data for some countries (see text).

Table 5-6. Types of SPWP Exported by Major Exporters, 2007 [1000 US\$; (% share)]									
Exporter	To	Wooden Furniture and Parts	Builder's Woodwork	Other SPWP	Mouldings	Cane and Bamboo Furniture and Parts			
European Union+	World	21,107,678	6,026,076	3,603,599	1,459,116	700,936			
	ITTO Prod.	263,594	34,327	28,727	4,711	23,297	(3)		
Italy	ITTO Con.	17,303,517	5,073,777	3,138,077	1,275,428	502,670	(72)		
	World	7,048,117	485,365	425,048	247,185	349,750			
Germany	ITTO Prod.	121,656	7,170	5,383	567	12,063	(3)		
	ITTO Con.	4,881,499	279,026	350,281	204,570	228,888	(65)		
Denmark	World	4,861,777	1,262,403	843,892	259,221	78,656			
	ITTO Prod.	31,517	6,554	6,871	954	893	(1)		
France	ITTO Con.	4,373,130	1,050,001	722,423	200,822	66,486	(85)		
	World	1,860,933	744,234	105,130	29,074	4,552			
Austria	ITTO Prod.	13,642	703	589	195	401	(9)		
	ITTO Con.	1,696,095	699,592	94,431	25,023	3,948	(87)		
China+	World	1,414,496	218,771	773,135	100,094	34,214			
	ITTO Prod.	32,063	2,049	2,882	399	2,845	(8)		
Canada	ITTO Con.	1,210,735	190,479	668,965	92,702	20,090	(59)		
	World	722,054	1,416,705	120,918	182,272	9,159			
Poland	ITTO Prod.	1,523	8,453	549	121	17	(0)		
	ITTO Con.	576,582	1,193,971	96,144	154,705	3,272	(36)		
Indonesia	World	10,865,698	1,084,304	2,796,824	793,787	599,617			
	ITTO Prod.	248,122	15,318	77,117	14,104	29,332	(5)		
Malaysia	ITTO Con.	9,516,049	961,623	2,496,822	718,946	491,659	(82)		
	World	2,108,553	1,516,427	561,403	260,786	12,265			
USA	ITTO Prod.	8,408	2,621	2,403	400	93	(1)		
	ITTO Con.	2,075,984	1,497,030	554,215	253,434	11,594	(95)		
Malaysia	World	3,888,282	784,655	1,014,248	210,600	75,515			
	ITTO Prod.	26,254	183	1,941	-	2	(0)		
Indonesia	ITTO Con.	3,138,725	637,304	922,316	190,627	26,015	(34)		
	World	1,206,247	471,578	347,462	431,272	405,955			
USA	ITTO Prod.	25,408	5,097	12,462	4,771	10,320	(3)		
	ITTO Con.	1,068,046	428,467	307,167	385,106	352,192	(87)		
Malaysia	World	1,475,713	452,182	518,996	289,124	63,973			
	ITTO Prod.	139,767	25,285	92,407	52,530	9,152	(14)		
ITTO Consumers	ITTO Con.	1,129,897	371,633	356,158	222,461	40,180	(63)		
	World	1,939,784	296,847	106,255	266,745	17,186			
World*	ITTO Prod.	94,545	14,966	4,594	2,103	1,303	(8)		
	ITTO Con.	1,445,988	221,798	61,454	244,013	8,689	(51)		
World*	World	40,412,374	10,241,036	8,664,401	3,125,565	1,464,830			
	ITTO Prod.	707,321	84,489	210,897	72,049	63,089	(4)		
World*	ITTO Con.	33,873,621	8,854,198	7,606,415	2,768,823	1,081,933	(74)		
	World	51,924,902	14,282,602	11,486,099	5,565,223	2,219,642			
World*	ITTO Prod.	1,089,455	147,658	298,758	123,857	93,605	(4)		
	ITTO Cons.	42,586,091	12,054,737	9,914,316	4,895,752	1,708,498	(77)		

+ EU 15 country members. France includes Monaco. China includes People's Republic of China plus Hong Kong and Macao S.A.R. - see text for breakdown.

\* World total includes mirror statistics obtained due to incomplete trade data for some countries (see text). Macao S.A.R. includes mirror statistics.

Table 5-7. Major Tropical Exporters of Secondary Processed Wood Products [1000 US\$; (% share)]+		2003		2004		2005		2006		2007	
Exporter	To	2003	2004	2005	2006	2007	2008	2009	2010	2011	2012
Vietnam*	World	875,780	1,351,335	1,852,844	2,268,224	2,969,689	(1)	(1)	(1)	(1)	(1)
	ITTO Prod.	5,809	9,192	10,526	16,253	22,296	(94)	(95)	(96)	(96)	(96)
Brazil	World	1,180,974	1,780,062	1,818,916	2,057,981	1,979,490	(3)	(3)	(4)	(4)	(4)
	ITTO Prod.	39,625	61,042	63,203	76,839	87,803	(90)	(90)	(89)	(87)	(83)
Thailand	World	1,151,563	1,314,339	1,327,451	1,246,469	1,247,335	(1)	(1)	(2)	(2)	(3)
	ITTO Prod.	15,412	19,601	22,516	28,278	32,501	(95)	(94)	(94)	(92)	(91)
Mexico	World	898,412	986,014	1,088,680	1,120,890	974,363	(0)	(0)	(1)	(1)	(1)
	ITTO Prod.	2,781	2,802	4,950	5,950	5,390	(99)	(99)	(99)	(99)	(98)
India	World	116,376	216,956	242,999	323,039	386,831	(1)	(1)	(1)	(1)	(1)
	ITTO Prod.	1,541	1,984	3,456	4,329	4,854	(86)	(88)	(85)	(88)	(88)
Philippines	World	331,935	342,276	357,571	837,984	928,625	(1)	(1)	(1)	(1)	(0)
	ITTO Prod.	3,933	3,063	2,677	4,859	4,451	(94)	(94)	(94)	(97)	(98)
Singapore	World	85,555	90,472	99,015	120,096	124,061	(38)	(36)	(35)	(35)	(41)
	ITTO Prod.	32,302	32,873	37,856	41,823	51,424	(43)	(41)	(39)	(37)	(38)
Colombia	World	55,583	48,866	65,525	82,197	129,301	(17)	(39)	(44)	(59)	(72)
	ITTO Prod.	9,205	19,189	29,006	48,466	92,866	(74)	(48)	(43)	(32)	(18)
Honduras	World	30,572	21,366	12,741	42,368	32,225	(334)	(11)	(7)	(4)	(5)
	ITTO Prod.	3,471	2,098	849	1,730	1,582	(56)	(56)	(56)	(70)	(60)
Peru	World	24,789	35,131	49,183	75,537	79,065	(1)	(2)	(2)	(2)	(4)
	ITTO Prod.	334	702	1,298	1,295	2,911	(97)	(94)	(95)	(96)	(92)
ITTO Africa	World	60,553	86,808	96,711	141,908	57,456	(2)	(2)	(2)	(2)	(6)
	ITTO Prod.	1,155	512	1,689	3,110	3,633	(91)	(92)	(92)	(94)	(84)
ITTO Asia Pacific	World	5,504,282	6,374,432	6,890,995	7,589,490	8,053,376	(2)	(2)	(2)	(2)	(3)
	ITTO Prod.	108,205	130,025	142,939	189,044	217,484	(88)	(88)	(88)	(88)	(86)
ITTO Latin America	World	2,269,522	2,961,358	3,154,680	3,483,187	3,347,123	(3)	(3)	(3)	(4)	(6)
	ITTO Prod.	60,939	92,183	105,877	142,682	211,827	(92)	(92)	(92)	(89)	(84)
ITTO Producers	World	7,834,358	9,422,597	10,142,387	11,214,586	11,457,955	(2)	(2)	(2)	(3)	(4)
	ITTO Prod.	170,299	222,720	250,506	334,836	432,944	(89)	(89)	(89)	(88)	(85)
+ Indonesia and Malaysia (the largest tropical exporters) are included with the group of major global exporters in Table 5.5											
* Mirror statistics from partner countries used for Vietnam (2007).											

Table 5-8. Types of SPWP Exported by Major Tropical Exporters, 2007 [1000 US\$, (% share)]+									
Exporter	To	Wooden Furniture and Parts	Builder's Woodwork	Other SPWP	Mouldings	Cane and Bamboo Furniture and Parts			
Vietnam*	World	2,679,284	14,986	138,697	31,386	106,237			
	ITTO Prod.	13,152	391	6,036		1,413			(1)
	ITTO Con.	2,601,021	12,039	116,462		27,286			(92)
Brazil	World	784,292	406,013	147,143	640,689	1,352			
	ITTO Prod.	64,947	9,925	8,254	4,478	197			(15)
	ITTO Con.	541,295	361,561	120,531	616,453	892			(66)
Thailand	World	806,056	51,081	251,801	91,687	46,710			
	ITTO Prod.	20,201	1,994	4,476	1,058	4,771			(10)
	ITTO Con.	741,632	42,915	233,083	83,865	36,921			(79)
Mexico	World	621,159	71,114	218,020	60,941	3,129			
	ITTO Prod.	3,623	435	752	2	578			(18)
	ITTO Con.	611,265	67,977	216,373	60,935	2,345			(75)
India	World	315,453	3,980	59,690	3,963	3,744			
	ITTO Prod.	3,585	51	1,165	7	46			(1)
	ITTO Con.	283,424	3,039	48,750	3,250	3,160			(84)
Philippines	World	95,079	742,574	27,644	496	62,832			
	ITTO Prod.	1,580	589	357		1,924			(3)
	ITTO Con.	84,643	738,931	25,161	318	57,120			(91)
Singapore	World	66,673	6,998	21,950	9,854	18,586			
	ITTO Prod.	26,887	3,093	13,853	2,704	4,886			(26)
	ITTO Con.	25,330	2,140	4,245	6,287	8,991			(48)
Colombia	World	85,956	6,851	7,625	27,653	1,216			
	ITTO Prod.	57,269	3,501	5,178	26,114	805			(66)
	ITTO Con.	17,526	1,840	1,847	1,396	150			(12)
Honduras	World	12,264	4,130	10,787	4,763	281			
	ITTO Prod.	209	56	1,303	13				(0)
	ITTO Con.	8,566	3,352	5,325	1,943	96			(34)
Peru	World	17,015	2,456	3,807	55,718	69			
	ITTO Prod.	1,169	399	240	1,087	16			(23)
	ITTO Con.	15,363	1,922	3,331	52,464	38			(55)
ITTO Africa*	World	6,380	12,619	11,869	56,081	321			
	ITTO Prod.	160	15	173	13	20			(6)
	ITTO Con.	5,839	12,039	11,196	53,572	240			(75)
ITTO Asia Pacific	World	4,363,060	1,566,257	793,185	794,267	536,607			
	ITTO Prod.	145,401	22,706	23,067	7,939	18,371			(3)
	ITTO Con.	3,623,806	1,435,166	675,876	716,648	458,192			(85)
ITTO Latin America	World	1,575,555	539,043	410,747	815,051	6,747			
	ITTO Prod.	137,725	19,527	19,715	33,144	1,715			(25)
	ITTO Con.	1,223,875	469,481	364,763	752,987	3,833			(57)
ITTO Producers	World	5,939,537	2,112,574	1,211,059	1,651,291	543,494			
	ITTO Prod.	283,306	42,269	46,075	41,206	20,087			(4)
	ITTO Cons.	4,847,936	1,910,940	1,044,145	1,507,559	462,061			(85)

+ Indonesia and Malaysia (the largest tropical exporters) are included with the group of major global exporters in Table 5.6

\* Mirror statistics from partner countries used for Vietnam and ITTO Africa.

## **APPENDIX 6**

### **UNECE Timber Committee Market Statement on Forest Products Markets in 2008 and Prospects for 2009**



## UNECE Timber Committee Statement on Forest Products Markets in 2008 and Prospects for 2009

The UNECE Timber Committee adopted the entire official text below on 24 October 2008.

### I. Overview of forest products markets in 2008 and 2009

The joint UNECE Timber Committee and FAO European Forestry Commission Market Discussions took place during a period of considerable uncertainty due to the escalating global financial and economic crises. In the United States, residential housing starts declined from 2.2 million units in 2006 to well under 1 million units forecast in 2008 and 2009. This housing crash has severely depressed North American forest products markets. The global financial crisis is also affecting Europe and Russia. In October 2008 many Governments all over the world are cooperating and investing trillions of dollars to restore confidence and safeguard account holders and business. In general forest products markets are forecast to continue to fall in 2008, ending long-term upward trends for many products. The forest products markets forecasts for 2009 reported in this statement and its forecast tables were made in September, and may be subject to downward revision, in light of the unfolding economic crisis. A six-year growth of forest products consumption to record levels ended in 2006, and fell slightly in 2007 (by 1.4 per cent according to the *UNECE/FAO Forest Products Annual Market Review*<sup>1</sup>). Consumption is forecast to fall further in 2008 and 2009. Recovery depends in part on the housing market bottoming out in the U.S. and elsewhere, which is hoped for in 2010.

#### Green building combats climate change

Green building systems construct or renovate homes and non-residential buildings which are energy efficient in construction and use and reduce environmental impact in many other ways. Since up to 50 per cent of global energy use is for heating and cooling, green buildings make a major contribution to climate change mitigation. When energy efficiency is evaluated through full life cycle analysis, wooden buildings often rate higher than those with steel, concrete or brick structure. The more wood used in a building, the more carbon is stored, and the less carbon is released in producing the home and its materials – in short, wooden buildings are environmentally friendly. These market discussions were preceded by a workshop on “The roles of wood in green building and green building effects on the forest sector in the UNECE region.”<sup>2</sup> According to the Intergovernmental Panel on Climate Change (IPCC) 4<sup>th</sup>

Assessment Report, almost two thirds of the potential savings in greenhouse gas emissions by 2030 could be achieved in the building and forest sectors together.

Green building is becoming part of corporate responsibility programmes for companies, trade associations and organizations. Governments are promoting green buildings through their procurement policies, in line with their energy efficiency targets, e.g. the European Union’s goal of 20 per cent increase in energy efficiency by 2020. Public procurement policies for buildings (new and renovation) increasingly include reference to national or international green building systems. As wood can be a high-tech material, innovative green buildings include multiple-storey residential buildings based on wood structural elements for example a nine-storey apartment building in London.

Possible constraints on greater international adoption of green building systems are a lack of uniformity of different national codes, guidelines and standards. Some green building systems only refer to one certification scheme for sustainably produced wood or have lower requirements for wood’s competitors, both of which were seen as limiting factors for wider uptake of wood in green buildings. Therefore the wood industry needs to reach out to architects, designers and decision makers to inform and educate them about the environmental and technical credentials of wood and wood products. The workshop called on the Timber Committee to continue work on the green building issue together with other UNECE Divisions and other relevant bodies.

#### Wood energy continues growing

Fossil fuel prices hit record highs of \$145/barrel in the summer of 2008, but have come down to half of that in October. Modern wood energy systems, based on sustainably managed forests, produce carbon-neutral energy and can meet the highest environmental standards. Hence, wood-based energy is a means to mitigate climate change. Forest owners and managers welcome the growing demand for wood energy as it provides a profitable alternative outlet for low-value and small-diameter roundwood and forest biomass. Many companies are exploring the opportunities for profitable supply and utilization of wood energy. However, panel and pulp manufacturers continue to be concerned about the competition for their raw material, which in the short term has resulted in a reduced availability and higher prices. In the medium and long term, more wood will need to be mobilized to meet countries’ renewable energy targets. These greater volumes must come not only from forests, but also from post-consumer wood, residues and other sources outside the forests. The Timber Committee

<sup>1</sup> <http://www.unece.org/timber>

<sup>2</sup> Workshop website: <http://www.unece.org/timber/workshops/2008/Green%20Building-Rome/welcome.htm>

Workshop press release: <http://www.unece.org/timber/press.htm>

and the European Forestry Commission continue to support wood energy development through workshops especially in South-East Europe.

### **Corporate social responsibility can be a competitive advantage**

Consumers and their representatives increasingly expect companies and their trade associations to act responsibly and to incorporate environmental and social elements in their corporate codes of conduct. Many western companies, associations and organizations have corporate responsibility programmes. While some Governments have laws on corporate responsibility, voluntary standards for all companies are being developed in ISO 26000 and by others. Even in a down market, corporate responsibility programmes may help companies maintain market share.

### **Certified forest area and products gain ground in UNECE region**

Certified forest area reached 320 million hectares worldwide by May 2008, with an estimated industrial roundwood supply of 416.4 million m<sup>3</sup> (26.2 per cent of the global total). The Programme for the Endorsement of Forest Certification schemes (PEFC) and two schemes endorsed by it, namely Canadian Standards Association Sustainable Forest Management Program (CSA) and Sustainable Forestry Initiative (SFI), cover 64.2 per cent of certified area. In chain-of-custody, FSC (Forest Stewardship Council) was the dominant scheme with a 68.8 per cent share of the 12,604 chain-of-custody certificates issued.

An overwhelming majority of certified forests and products are in the UNECE region. In North America and Europe, retailers, the do-it-yourself/renovation segment and public procurement for construction projects are the key drivers of certified wood products demand. Trade sources indicate that their commitment to certification will not falter under the current economic downturn. Green building initiatives generate further growth by specifying certified wood products. There are concerns that green building rating systems may not accept all internationally recognized sustainable forest management standards.

Certification has largely failed to address the problem of unsustainable forest management in the tropical countries, where domestic demand for certified wood is often non-existent. Certification may, however, be incorporated in major forest investments in the tropics because it is perceived as a useful tool for averting environmental and social risks and for ensuring market access. Emerging forest carbon trade could necessitate the use of certification as a verification tool.

A number of political decisions have been taken to combat illegal trade in sawnwood and other products. The EU continues to advance FLEGT (Forest Law Enforcement, Governance and Trade) and Voluntary

Partnership Agreements with key tropical suppliers to the region. In the U.S., an amendment to the Lacey Act makes it illegal to possess and trade timber produced in breach of the laws of the country of origin. EU Member States are considering adopting a FLEGT Due Diligence Regulation. This would mean ensuring that all necessary steps have been taken to eradicate the purchase and use of illegal timber. These policies could change global forest products markets in the coming years.

## **II. Economic situation**

World growth will slow amid the most dangerous financial shock since the 1930s according to the International Monetary Fund (IMF), which revised forecasts of growth rates of the world economy to decelerate to 3 per cent in 2009 from 3.8 per cent in 2008 and 5.0 per cent in 2007. No growth is expected in many advanced economies until at least mid-2009, and risks of recessions are strong. One root of the financial crisis stems from the U.S. housing market, and its subprime mortgages. The problems with the subprime mortgages occurred because of inadequate regulation of the financial industry, poor risk management by the private sector and the bursting of the residential property bubble. From a record level of over 2 million housing units in 2006 in the U.S., construction fell 29 per cent in 2007 and was falling again in 2008, with well under 1 million starts. The global economic decline reinforces the interconnectivity of world financial markets and economies. House price bubbles burst in many European countries in 2008, and a major slowdown in construction is expected in 2009 which will negatively impact many wood market sectors.

Recovery in the forest products markets must begin where it started, i.e. with the U.S. housing market. Originally forecast to bottom out in 2009, the financial shock could mean recovery will not begin until 2010. Governments worldwide are addressing the financial shock by lowering interest rates, unfreezing credit, and buying bad financial assets thereby assuming debt. A number of large banks were partially nationalized to maintain solvency, and investor confidence. The IMF called for implementing further joint financial and macroeconomic policies to end the "downward spiral of loss of confidence." It warned that the U.S. housing deterioration could be deeper than forecast and European housing markets could weaken more broadly than envisaged. It links eventual recovery to stabilization of commodity prices, a turnaround in the U.S. housing market and rising confidence and resolution of liquidity and solvency problems in core financial institutions, some of which will necessitate greater regulation.

## **III. Market sector developments**

### **Wood raw materials**

In line with decreased demand for sawnwood and panels in 2008, industrial roundwood production was forecast



to fall throughout the UNECE region, especially for Europe by 7.3 per cent to 382.1 million m<sup>3</sup>. In countries affected by the European winter storms, Paula and Emma, in early 2008, roundwood prices fell temporarily, and enabled better returns for sawnwood, panel and pulp manufacturers. Combined with a mild winter, the surplus fuel brought down wood energy prices, despite skyrocketing fossil fuel prices through mid-2008. Roundwood production in the United States was forecast to drop by 1.2 per cent in 2008, and stay nearly stable in 2009.

Escalating Russian export taxes on roundwood, especially sawlogs and pulplogs, are having a significant impact on trade in Europe. Currently at €15/m<sup>3</sup> for roundwood, the duties are scheduled to increase to €50/m<sup>3</sup> in January 2009 for sawlogs and some other assortments. These higher taxes on sawlogs, which are scheduled to also increase for pulpwood later, will effectively end Russian roundwood exports to Europe, with the exception perhaps of higher value veneer logs. Russia currently exports most of its roundwood to China. Russia expects the taxes to reduce illegal shipments. Another objective of the export taxes is to promote greater value-added processing within Russia, in part by attracting foreign investments. This is evident in Russia's softwood log forecasts. Massive decreases are predicted in exports, by 28.4 per cent in 2008 and again by 21.3 per cent in 2009. Roundwood production is forecast to fall by 3.6 per cent in 2008, for the first time since 1996, when recovery began after the fall of the USSR. However, consumption of logs is forecast to increase by 3.4 per cent in 2008, and again by 6.7 per cent in 2009 to 51.2 million m<sup>3</sup>. Therefore, greater capacity, or higher capacity utilization, will be necessary to process the roundwood internally.

#### **Sawn softwood**

The U.S. housing crisis, which is having direct effects on Europe in 2008, is severely impacting sawn softwood markets in the rest of the UNECE region. Forecasts made in early October, i.e. before the global economic crisis unfolded, were for a 9.5 per cent drop in European consumption in 2008. Based on these Market Discussions, and the International Softwood Conference held on 16-17 October, the slight decrease forecast for 2009 should be revised further downward. European production was forecast to fall by 6.4 per cent, down to 107.6 million m<sup>3</sup> in 2008 from a record production level of 115.0 million m<sup>3</sup> in 2007. Even at this lower level, Europe's production remains greater than North America's, a development which occurred for the first time in 2007. This was not only due to the downturn in the North American production which caused this change, but also the new sawmills coming on stream in Europe. Some "mega mills" planned to start in 2009 would presumably increase Europe's production, putting pressure on prices in a weak market, if they were able to operate at projected capacity. Despite projections of increased capacity, the European sawmilling industry is

consolidating. European forecasts for 2009 expressed optimism for production, most of which is expected to be exported, as export forecasts were equally positive. However, caution is necessary with these forecasts in light of the poor economic outlook.

Consolidation and rationalization of production capacity is occurring in North America too, as with the market crash most mills are operating below cost. Sawn softwood production dropped again in 2007, and is forecast to fall again in 2008 and 2009, by 11.9 per cent and 2.4 per cent respectively, down to 95.0 million m<sup>3</sup> in 2009. Canada's exports, which are heavily dependent on U.S. sawnwood demand, are predicted to fall steeply by nearly 26 per cent in 2008, and again by 4.2 per cent in 2009, down to approximately 23.0 million m<sup>3</sup>. This drop in production and export is in line with a 15.4 per cent downturn in demand for the U.S. in 2008, and a further drop of 3.0 per cent in 2009. Those mills which can remain open continue production in order to meet some of their fixed costs and to maintain customers, key workers, and access to wood supplies. North American sawnwood prices are at extremely low levels.

Russian forecasts are positive, with production rising to 22.4 million m<sup>3</sup> in 2009, almost a 10 per cent increase from 2007. Russian roundwood export taxes are expected to increase domestic processing of wood products, which is reflected in the higher production rates. Residential construction has been rising in Russia, and consumption of sawnwood is forecast to increase by over 12 per cent in 2009. Russian exports are predicted to fall in 2008, by 13.3 per cent, to 15.0 million m<sup>3</sup>, which is the first decline after strong increases since the mid-1990s. The drop in exports relates to downturns in European and North American demand; however their major markets in the Middle East and North Africa could maintain strength. Russia expects exports to rise in 2009, by 3.4 per cent. A key objective of the roundwood export taxes is an increase in foreign investment – Chinese sawmills are moving across the border to saw logs in Russia.

#### **Sawn hardwood**

The production and consumption of sawn hardwood in the UNECE region was negatively influenced by the spread of the housing crisis, exchange rates and increased fuel prices in 2008. U.S. consumption was 23.1 million m<sup>3</sup> in 2007 and is forecast to decline by 7.8 per cent in 2008. Exports were however estimated to increase by 2.1 per cent. In Europe consumption reached 17.6 million m<sup>3</sup> in 2007 and a 2.4 per cent decrease was expected in 2008. Romania was expected to pass France as the second largest European sawn hardwood producer in 2008.

The flooring industry performed well in Europe, and demand for white oak remained strong. A rising interest in hardwoods as building and interior finishing material

was also observed. The beech sawnwood market was weak, although beech log exports to China increased.

### **Wood-based panels**

The downturn in North American housing demand continued to have a dramatic effect on the panel market sector. Since U.S. markets weakened, European consumption and production have been higher than North America. European forecasts for panel consumption are down for 2008, but for recovery in 2009. These forecasts were made before the acceleration of the global financial crisis. Consumption of particleboard, the largest panel product in Europe, is forecast to decline in 2008, by 3.1 per cent, to 41.1 million m<sup>3</sup>. Production is forecast to fall less, by 1.3 per cent in 2008, to 46.4 million m<sup>3</sup>. Net trade is forecast to improve slightly as imports are forecast to have little change while exports are forecast to increase by 1.6 per cent in 2008, and again by 0.7 per cent in 2009. MDF markets are expected to weaken in Europe, while export strength is forecast for 2008, with a 6.8 per cent rise.

North American construction panels markets are predicted to fall in 2008, and again in 2009. Consumption of OSB could fall by 2.8 per cent in 2008, and further, by 1.8 per cent in 2009, down to 19.7 million m<sup>3</sup>. OSB production is forecast to fall further, by 15 per cent in 2008, down to 18.0 million m<sup>3</sup>, and then again in 2009, by nearly 2 per cent. All mills have reduced production though capacity is down by approximately one third. Plywood, which had already rationalized capacity as OSB gained construction market share, has declined less, as its markets are no longer as tightly linked to residential construction. Panel prices have been volatile, and OSB prices plummeted in 2008. Structural plywood prices fell less, as they were not as dependent on residential construction. Recovery of the North American panel sector hinges on the U.S. housing market recovery.

Russian panel markets are forecast to improve, in contrast to Europe and North America. Roundwood export taxes are resulting in greater volumes of domestic raw material for panel production, and new production capacity is forecast, in part to meet rising domestic demand. The steep upward trend in production of particleboard is forecast to continue, by approximately 11 per cent in both 2008 and 2009, reaching 6.6 million m<sup>3</sup>. Driven by residential construction, consumption is forecast to rise 9-10 per cent annually in 2008 and 2009. Plywood production is similarly forecast to rise, by 6.8 per cent in 2008, and by 5.4 per cent in 2009, to obtain a volume of 3.1 million m<sup>3</sup>. Consumption levels are also forecast to rise both years. Exports of plywood are expected to fall in 2008, but recover in 2009 to 1.5 million m<sup>3</sup>. The

export decline is linked directly to the U.S. housing market crisis, as the U.S. is the single major export destination, where a 16.5 per cent drop in exports is expected in 2008.

### **Value-added wood products**

Downward spiralling residential construction is a particular concern for demand for builder's joinery and carpentry. For instance, U.S. flooring shipments were down 13.2 per cent between September 2007 and September 2008. Also furniture sales were adversely affected, with an annual loss of 13.1 per cent in the U.S. The remodelling and renovation segment is becoming more important in residential investment, but it has not cushioned the value-added wood products trade from the harsh impacts of current crisis in new building activity.

The effects of housing problems are rippling through the entire wood products value-chain and the woodworking industries. In the U.S., smaller woodworking firms producing made-to-order products were weathering the current turbulence better than large firms. Efficiency in distribution becomes an important competitive advantage.

Innovative uses of wood in green building systems are possible thanks to increasing use of engineered wood products (EWPs) which allow greater freedom of design. EWPs such as glulam, laminated veneer lumber and modified wood, are improving wood's competitiveness against non-wood construction materials. EWPs and systems are meeting current building regulations as low-carbon solutions for the residential and non-residential building industry.

### **Paper, paperboard and wood pulp**

Markets for paper and paperboard probably peaked in 2008 as demand weakened, raising the possibility of further consolidation of the industry. Pulp paper and paperboard prices reached the highest level for 10 years in 2008, but profit margins were eroded by higher costs for energy, chemicals and transport. In North America, consumption of pulp is forecast to drop by 3 per cent to 62.6 million m.t. with a corresponding drop in domestic production. In Europe, pulp production and consumption are expected to remain roughly stable between 2007 and 2009, at about 43 million m.t. and 49 million m.t. respectively. European consumption of paper and paperboard is expected to fall 2.6 per cent in 2008, and then stabilise, with a similar trend for production. In North America, consumption will remain stable at around 95 million m.t. although production is expected to fall as Canadian exports decline to 10.3 million m.t. because of changes in exchange rates.